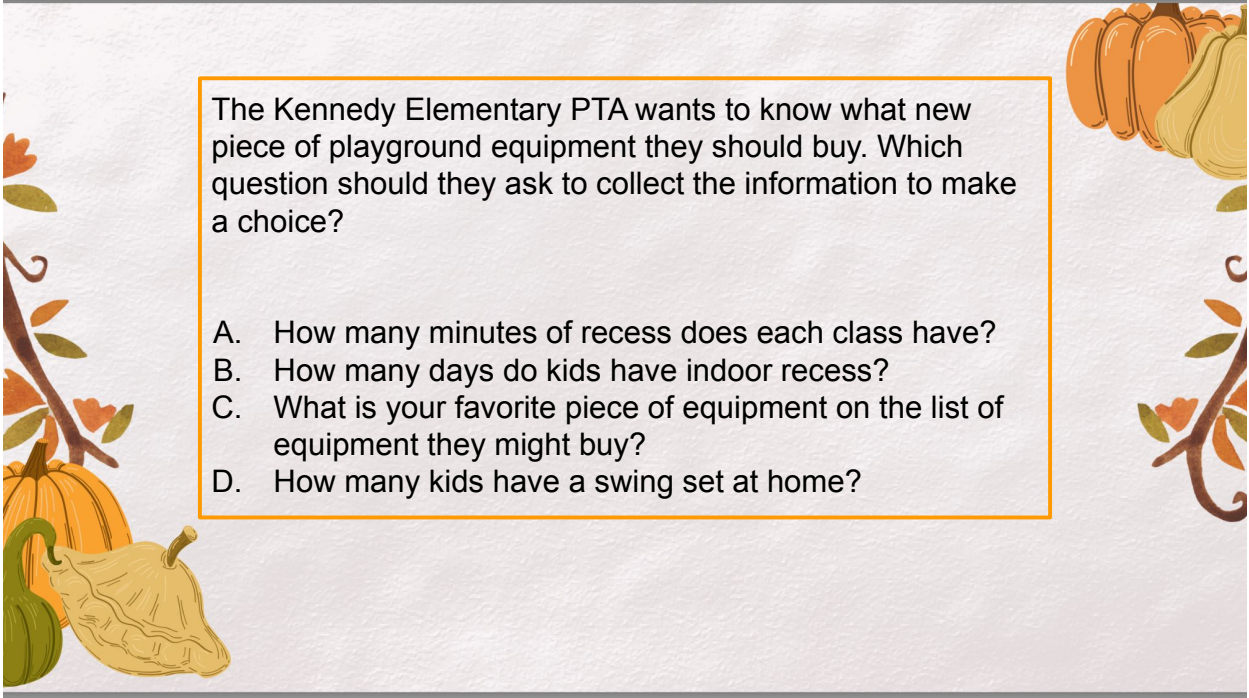



Grade 3 Unit 3 Review




The Kennedy Elementary PTA wants to know what new piece of playground equipment they should buy. Which question should they ask to collect the information to make a choice?


- A. How many minutes of recess does each class have?
- B. How many days do kids have indoor recess?
- C. What is your favorite piece of equipment on the list of equipment they might buy?
- D. How many kids have a swing set at home?




Mrs. Green wants to see how many books her school can read in a month. Which is the best way for Mrs. Green to collect the data to answer this question?

- Ask all the students which book is their favorite.
- Count a record how many books students read each day.
- Make a list of the books kids check out of the library.
- Count and record the number of minutes it takes to read one book.






























The table below shows the number of pumpkins picked from the pumpkin patch in a week. The pictograph shows the same data.



DAY OF THE WEEK	PUMPKINS PICKED
Monday	16
Tuesday	13
Wednesday	10



Monday	       
Tuesday	       
Wednesday	    

What key is used to make the pictograph?


A.  = 5 B.  = 1 C.  = 2 D.  = 10

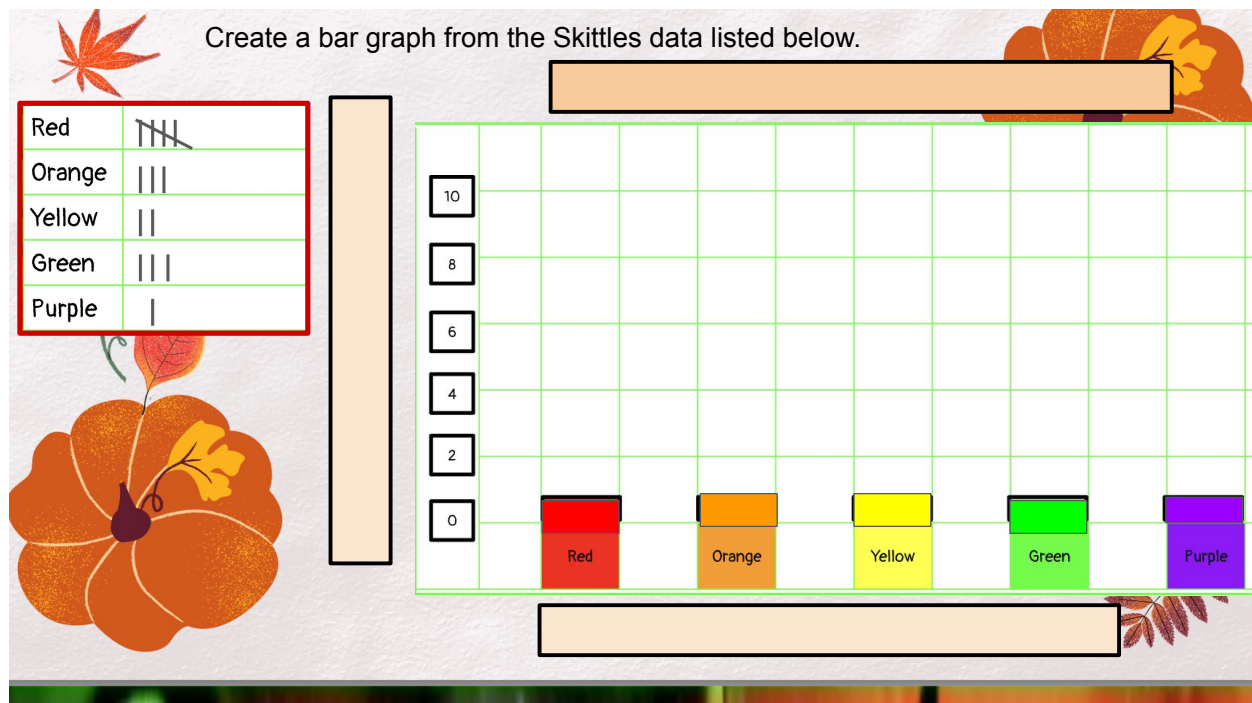
Complete the pictograph below by filling in the missing information.

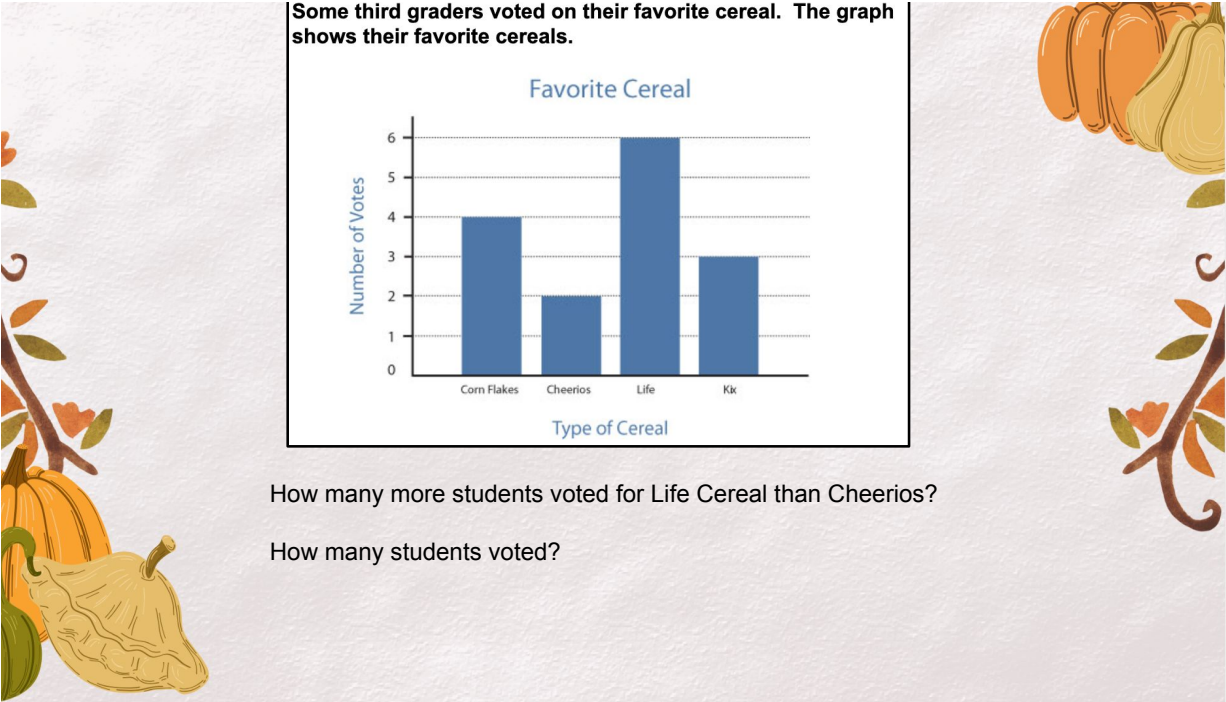
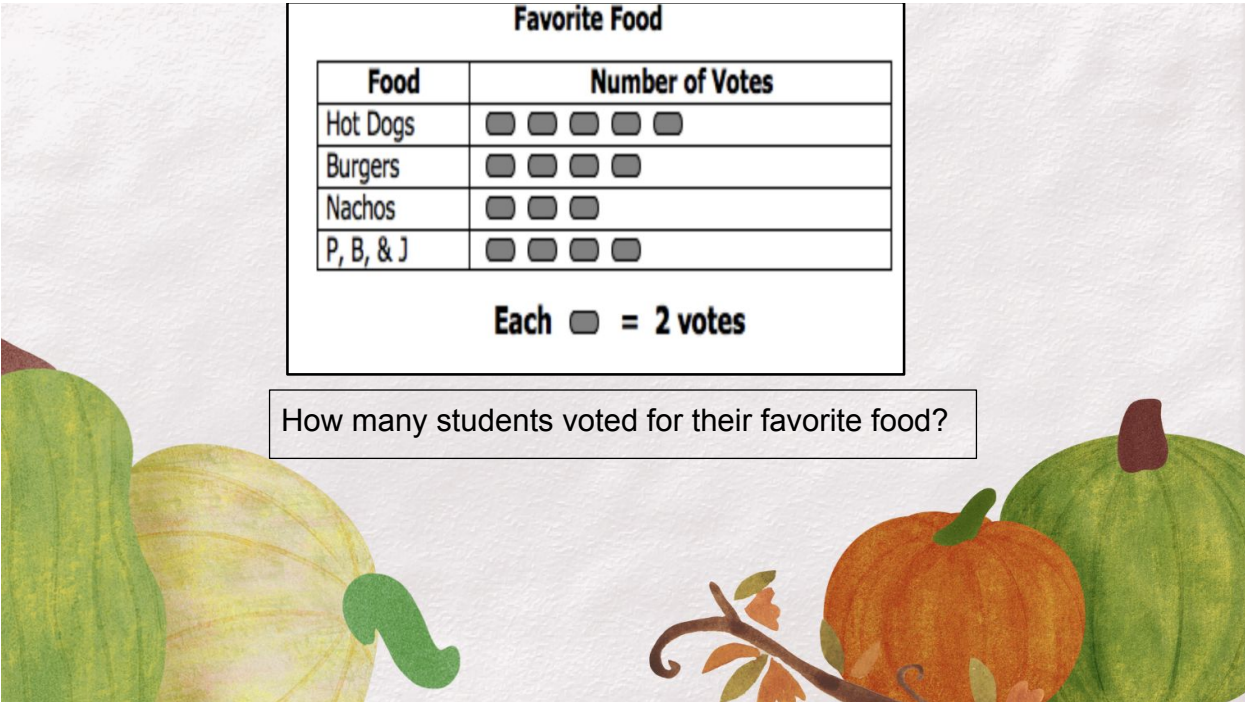
Complete the pictograph to show Friday there were 35 bags of leaves collected.














DAY	NUMBER OF BAGS COLLECTED
Monday	
Wednesday	
Friday	




Key: Each  = 10 bags collected





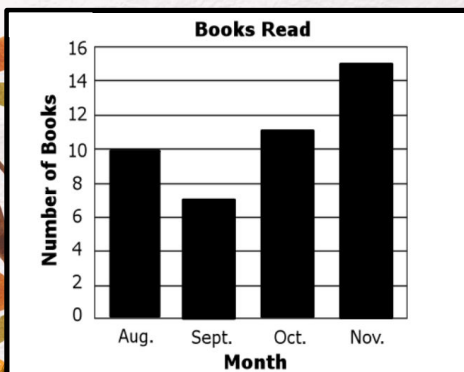
Boxes of Popcorn Sold	
Days of the Week	Number Sold
Thursday	 
Friday	   
Saturday	     
Sunday	

Key:  = 5 boxes

How many boxes of popcorn were sold?

How many more boxes of popcorn were sold on Saturday than Thursday and Sunday combined?

The third grade students in Mrs. Hardy's room recorded the number of books they read over four months.



Which statements best describe the information in the graph. You must choose **all** correct answers.

The least amount of books read was in September.

Students read more books in October and November than all other months.

The most books read was in August.

August and September had more books combined than in November.

