

Desigo Fire Safety – detectors and peripherals perfectly connected



FC2005



FC2025/FC2050



FV2025/FV2050

Desigo® Fire Safety S-Line detectors with ASATechnology™

- Advanced multi-criteria fire detector utilizing optical, thermal, and optional CO sensor
- Extreme immunity to deceptive phenomena while providing enhanced detection with the industry's only No False Alarm Guarantee
- Provide redundant optical and thermal sensors for extraordinary reliability
- Comply with NFPA 76 (Telecommunication Standard) as a Very Early Warning Fire Detector (VEWFD) as a result of high-sensitivity alarm capabilities

- Include a multi-purpose carbon monoxide (CO) life safety and fire detector
- Selectable as a multi-criteria fire detector and/or a CO life safety gas detector
- Environmentally friendly "green" detectors, as they are RoHS-compliant and replace the need for ionization detectors due to forward/backward light scattering technology
- Provide multiple selectable temperature alarm thresholds, fixed and rate-of-rise

Desigo® Fire Safety C-Line detectors

- Solution for standard applications with average risk and moderate potential for deceptive phenomena
- Prevents false alarms thanks to intelligent algorithms
- Thermal detector provides 7 selectable alarm thresholds, fixed and rate-of-rise.

- Offer wide operating temperature & relative humidity (RH) range
- "Green" detectors, as they are RoHS-compliant, meeting the standards regarding the restriction of the use of certain hazardous substances in electrical and electronic equipment



Multi-criteria fire detector FDOT441
Order no.: S54320-F7-A1



Multi-criteria fire/CO detector FDOOTC441
Order no.: S54320-F8-A1

Compatible with bases below EXCEPT ADBH-11



Multi-criteria fire detector FDOT421
Order no.: S54320-F6-A1



Thermal (heat) detector FDT421
Order no.: S54320-F5-A1

Compatible with bases below EXCEPT ADBH-11



Optical (photoelectric) smoke detector FDO421
Order no.: S54320-F4-A1

Compatible with bases below EXCEPT ADBH-11



Detector base DB-11
Order no.: 500-094151



Detector base DB-11E
Order no.: 500-094151E



Detector relay base DBZ-HR
Order no.: S54370-F12-A1



Audible base SBGA-34
Order no.: S54370-F13-A1



Audible base ADBH-11
Order no.: 500-033210



Audible base ABHW-4B
Order no.: S54320-F13-A1



Audible base ABHW-4S (520Hz)
Order no.: S54320-F14-A1



Ceiling mount remote lamp RL-HC
Order no.: 500-033230



Wall mount remote lamp RL-HW
Order no.: 500-033310

Remote indicators

- Are connected to automatic fire detectors that are not easily accessible or visible
- Contain an indicator lamp unit with one or two LEDs which will light up when the connected detector triggers an alarm



Indicator ceiling mount ILED-HC
Order no.: 500-048809



Remote indicator wall mount ILED-HW
Order no.: 500-048637

Air duct housings

- Backward compatible with H-series detector
- Same footprint as existing Siemens duct housings
- Include optional remote test feature and indicator
- New, improved features include easy installation, improved operating temperature range, and optional in-duct carbon monoxide (CO) detection



Air duct housing FDBZ492
Order no.: S54319-B22-A1



Air duct housing with relays FDBZ492-HR
Order no.: S54319-B23-A1



Optional water-tight enclosure NEMA 4X FDBZ-WT
Order no.: S54319-B26-A1

H-series detectors

- Existing detectors from other fire protection systems from Siemens, such as the H-series, can also be placed on the FDnet together with Desigo devices



PhotoThermal detector HFP-11
Order no.: 500-033290



Thermal detector HPTT-11
Order no.: 500-033380



Ceiling mount remote lamp RL-HC
Order no.: 500-033230



Wall mount remote lamp RL-HW
Order no.: 500-033310

FITS ALL BASES

WORKS WITH ALL DETECTORS



Audible base ADBH-11
Order no.: 500-033210



Audible base SBGA-34
Order no.: S54370-F13-A1



Audible base ABHW-4B
Order no.: S54320-F13-A1



Audible base ABHW-4S (520Hz)
Order no.: S54320-F14-A1



Detector base DB-11
Order no.: 500-094151



Detector base DB-11E
Order no.: 500-094151E



Detector relay base DBZ-HR
Order no.: S54370-F12-A1

Manual pull stations and accessories

- Are for immediate manual actuation of a fire alarm or an extinguishing process
- Direct alarm actuation by pulling down locking lever
- For indoor and outdoor applications
- For surface- and recess-mounted feed lines in easily accessible places



Single action manual pull station HMS-S
Order no.: 500-033200



Dual action manual pull station HMS-D
Order no.: 500-033400



Single action manual pull station HMS-M
Order no.: 500-033450

Line modules


- Intelligently connect independent, potential-free make-or-break contacts
- Can be independently configured via a fire control panel for status or alarm messages
- Input modules monitor devices responsible for alarm inputs and confirm signals or technical states etc.
- Output modules control other equipment, such as door holders, fire dampers, smoke control systems, plant shutdown etc.
- FDCIO422 provides class A wiring and supervision



Mini single input interface module HTRI-M
Order no.: 500-034000



Single input interface module with relay HTRI-R
Order no.: 500-033300



Dual input interface module HTRI-D
Order no.: 500-033360



Single input interface module HTRI-S
Order no.: 500-033370



Control point HCP
Order no.: 500-034860



Conventional zone module HZM
Order no.: 500-034850

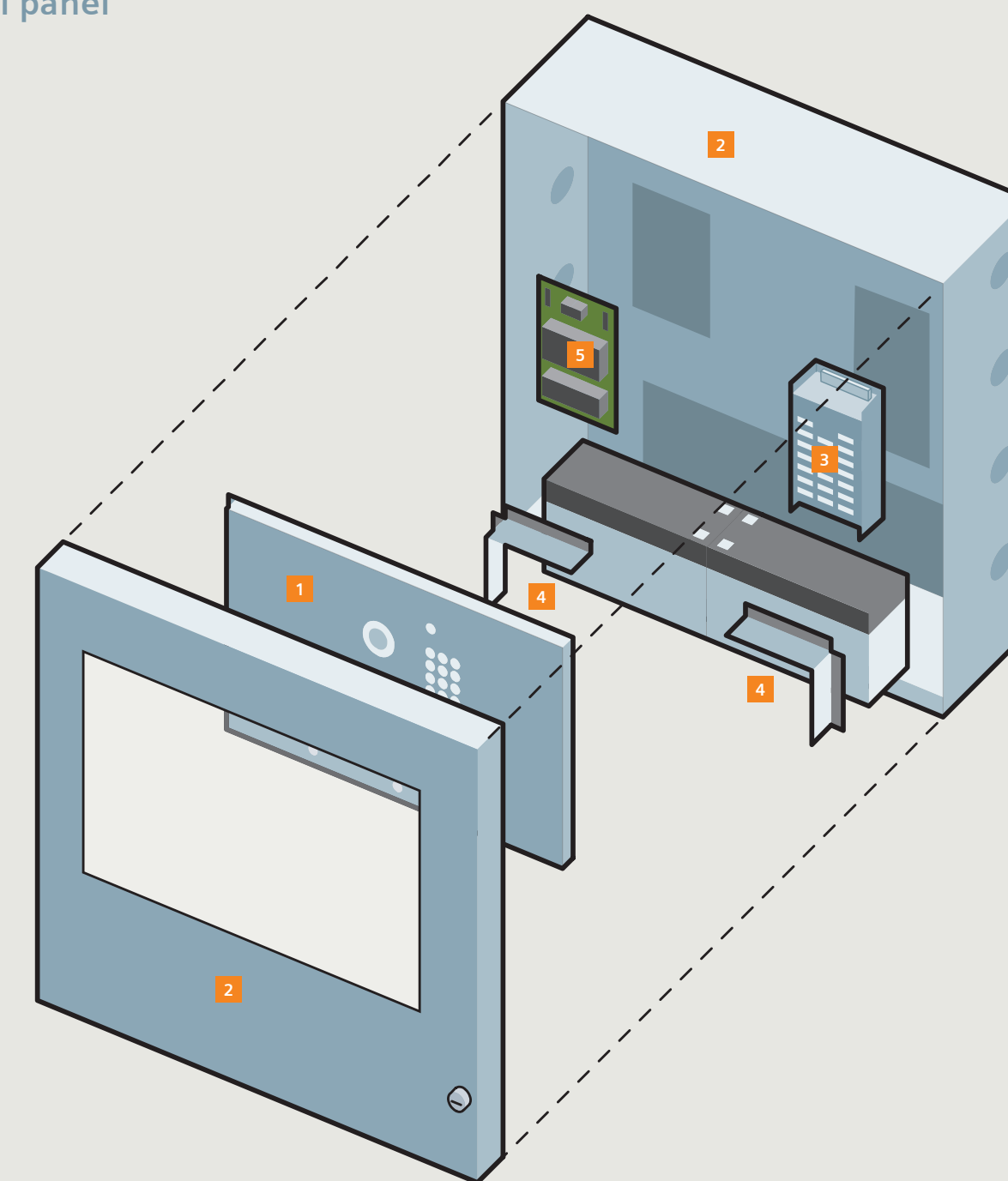


Line isolator HLIM
Order no.: 500-033170



Input/output module FDCIO422
- 4 inputs, 4 outputs
- Class A and B wiring
Order no.: S54322-F4-A1

FC2005 stand-alone control panel



1 Main board and operator unit
- FCM901-U2

2 Housing
- With back box, door, window
- FH901-U2 black
- FH901-R2 red

3 Power supply
- FP2011-U1
170 W, 24 VDC

4 Battery bracket
- FHA901-U1

5 City tie
- FC12020-U1
- FCA901-U1 (cable)

SIEMENS



Desigo® Fire Safety Planning Tool

Siemens Industry, Inc.
8 Fernwood Road
Florham Park, NJ 07932
Tel (973) 593-2600
Fax (973) 593-6670

The information in this document contains general descriptions of technical options available, which do not always have to be present in individual cases. The required features should therefore be specified in each individual case at the time of closing the contract.

All rights reserved. Printed in USA 153-FIS-110
©2014 Siemens Industry, Inc.

Answers for infrastructure and cities.

Our world is undergoing changes that force us to think in new ways: demographic change, urbanization, global warming and resource shortages. Maximum efficiency has top priority – and not only where energy is concerned. In addition, we need to increase comfort for the well-being of users. Also, our need for safety and security is constantly growing. For our customers, success is defined by how well they manage these challenges. Siemens has the answers.

"We are the trusted technology partner for energy-efficient, safe and secure buildings and infrastructure."

www.usa.siemens.com/fire

Answers for infrastructure.

Housings FC2005

- Housing FH901-U2
- Black
Order no.: S54433-B103-A1
- Housing FH901-R2
- Red
Order no.: S54433-B103-A2
- Trim kit FHA902-U1
- Black
Order no.: S54433-B106-A1
- Trim kit FHA902-R1
- Red
Order no.: S54433-B106-A2

Kits FC2005

- FC2005 Electronic Kit FCM901-U2
- contains main board and operator unit FCM901-U2 and power supply (170 W)
Order no.: S54433-C103-A1

Expansion options FC2005

- Leased line/city tie module FCI2020-U1
- Same as FC2025/FC2050 and FV2025/FV2050
- requires separate Leased Line/City Tie Cable
Order no.: S54400-A57-A1
- Leased Line/city tie cable FCA901-U1
- Required for use with FCI2020-U1 with FC2005
Order no.: S54433-C106-A1
- Fire System Display FSD901-U2
Order no.: S54433-C102-A4
- Fire System Display FSD901-R2
Order no.: S54433-C102-A3
- Battery bracket FHA901-U1
- Secures batteries to meet seismic requirements
Order no.: S54433-B107-A1
- Remote peripheral module FCA2018-U1
- Interface to remote printers
Order no.: S54400-A65-A1
PAL-1
- UL listed parallel printer
Order no.: 500-692407

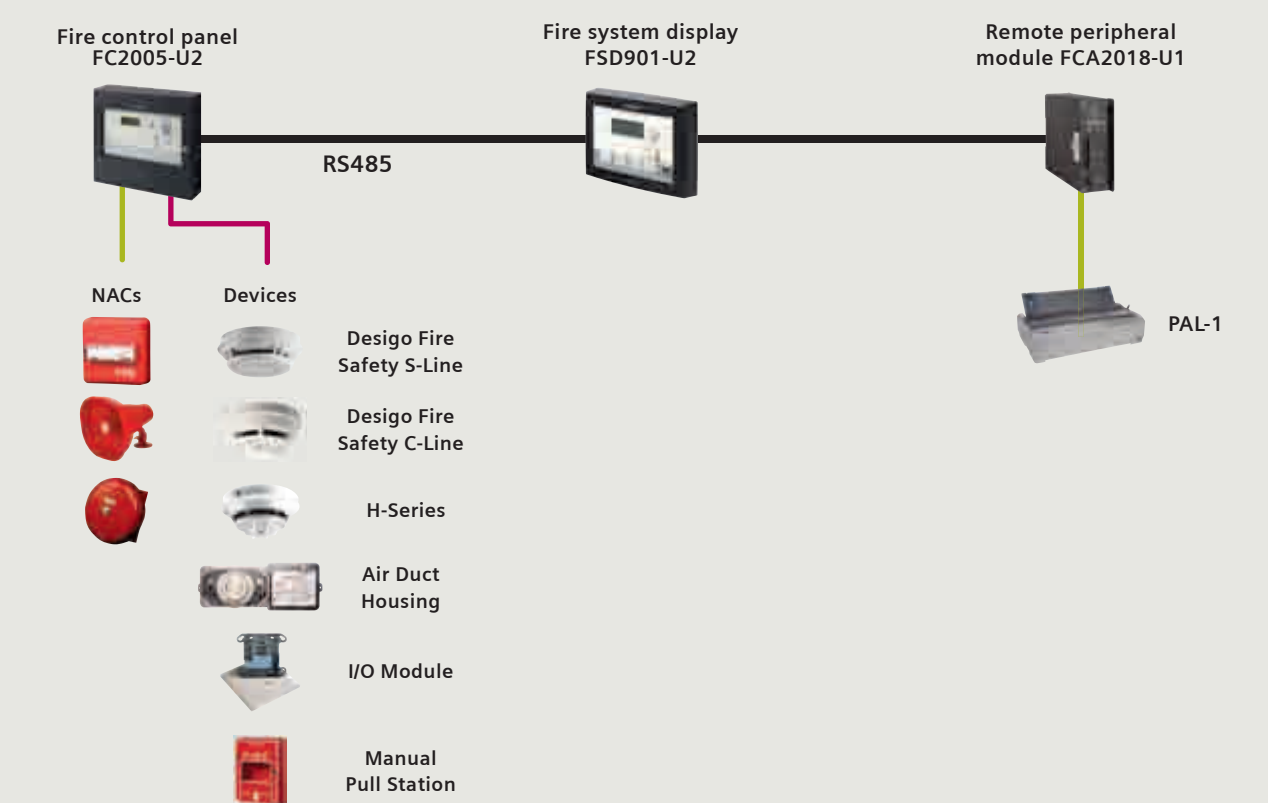
System operating units FC2005

- Main board and operator unit FCM901-U2
- Interface options for loops, NACs, relays, aux. power, communication bus, city tie/ leased line module
- System LCD display, LEDs, control buttons
- Built in on-board DACT
Order no.: S54433-B100-A1

Power supply FC2005

- Power supply (170 W) FP2011-U1
- Incl. connection cable
Order no.: 500-450222

FC2005 stand-alone control panel



Designo Fire Safety control panels – design and possibilities

FC2025/FC2050 networkable control panels

- 6 SAFEDLINK** – FN2001-U1 for FCnet
- 7 Periphery board** – FC12016-U1 252 pt – FC12017-U1 504 pt
- 8 Back box** – FHB2002-U1 2 HU, black – FHB2002-R1 2 HU, red
- 9 DACT** – FCA2015-U1
- 10 Fiber module (SM and MM)** – FN2006-U1 single-mode fiber for FCnet – FN2007-U1 multi-mode fiber for FCnet
- 11 Power supply** – FP2011-U1 170 W, 24 VDC – FP2012-U1 300 W, 24 VDC
- 12 Battery bracket** – FHA2032-U1
- 13 Inner door** – FHD2005-U1 solid
- 1 Outer door** – FHD2002-U2 2 HU, 1 window, black – FHD2002-R2 2 HU, 1 window, red – FHD2003-U2 2 HU, 2 windows, black – FHD2003-R2 2 HU, 2 windows, red
- 2 Clear window** – FHD2006-U1
- 3 Inner door** – FHD2004-U1 with opening
- 4 Operating unit** – FCM2018-U2 standard operating unit – FCM2019-U2 operating unit with LEDs
- 5 RS485** – FCA2016-U1

Connection module (MoNet) – FCA2031-A1 for FVnet

Ethernet switch (modular) – FN2012-A1 for FVnet

Housings FC2025/FC2050

Back box FHB2001-U1 – 1 HU, black Order no.: S54400-B47-A1	Outer door FHD2001-R2 – 1 HU, red Order no.: S54400-B49-A2	Outer door FHD2003-R2 – 2 HU, red Order no.: S54400-B51-A2
Back box FHB2001-R1 – 1 HU, red Order no.: S54400-B47-A2	Outer door FHD2002-U2 – 2 HU, black Order no.: S54400-B50-A1	Inner door FHD2004-U1 – Black Order no.: S54400-B52-A1
Back box FHB2002-U1 – 2 HU, black Order no.: S54400-B48-A1	Outer door FHD2002-R2 – 2 HU, red Order no.: S54400-B50-A2	Trim kit FHA2035-U1 and FHA2035-R1 – 1HU, black and red Order no.: S54400-B42-A1 (black) Order no.: S54400-B44-A2 (red)
Back box FHB2002-R1 – 2 HU, red Order no.: S54400-B48-A2	Outer door FHD2003-U2 – 2 HU, black Order no.: S54400-B51-A1	Trim kit FHA2036-U1 and FHA2036-R1 – 1HU, black and red Order no.: S54400-B41-A1 (black) Order no.: S54400-B42-A2 (red)
Outer door FHD2001-U2 – 1 HU, black Order no.: S54400-B49-A1		

System operating units FC2025/FC2050 and FV2025/FV2050

Operating unit FCM2018-U2 Order no.: S54400-C40-A1	Operating unit FCM2019-U2 – With LED Order no.: S54400-C41-A1
--	--

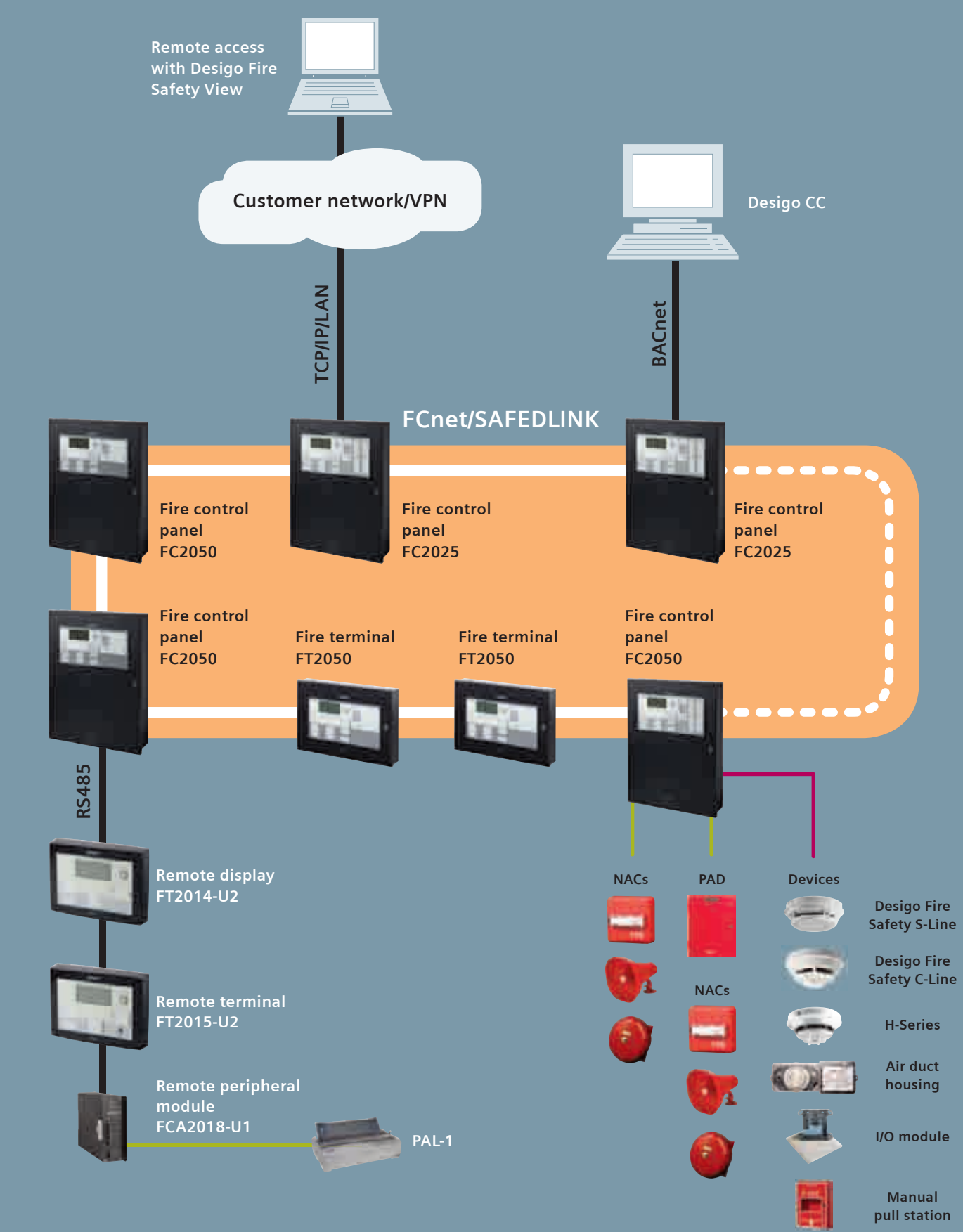
Expansion and networking options FC2025/FC2050 and FV2025/FV2050

Periphery board FC12016-U1 – Supports 252 devices – For FC2025 and FV2025 Order no.: S54400-A35-A1	Remote terminal FT2015-R2 – Incl. key switch, red Order no.: S54400-B15-A1	DACT FCA2015-U1 Order no.: S54400-A63-A1
Periphery board FC12017-U1 – Supports 504 devices – For FC2050 and FV2050 Order no.: S54400-A56-A1	Graphics driver FT2003-U1 Order no.: S54400-C136-A1	NAC expansion FC12011-U1 – Adds notification appliance circuits Order no.: S54400-A54-A1
Option module (LED) FCM2023-U2 – Optionally available Order no.: S54400-C45-A1	Battery bracket FHA2032-U1 – Secures batteries to meet seismic requirements Order no.: S54400-B33-A1	Releasing module XC12001-U1 – Releasing for Sinox agents and pre-action/deluge sprinkler Order no.: S54400-A69-A1
Option module (blank) FCM2022-U2 – Optionally available Order no.: S54400-C44-A1	RS485 class A module FCA2016-U1 – For serial RS485 circuit Order no.: S54400-A39-A1	FC2025/FC2050 only
Remote display FT2014-U2 – Black Order no.: S54400-F67-A1	Leased line/city tie module FC12020-U1 – Can be configured with the 'Leased line' or 'City tie' functions Order no.: S54400-A57-A1	SAFEDLINK FN2001-U1 – Network module Order no.: S54400-A60-A1
Remote display FT2014-R2 – Red Order no.: S54400-B75-A1	Remote peripheral module FCA2018-U1 – Interface to remote printers Order no.: S54400-A65-A1	Fire terminal board FT12001-U1 – For FT2050 fire terminal Order no.: S54400-A58-A1
Remote terminal FT2015-U2 – Incl. key switch, black Order no.: S54400-F68-A1	License key FCA2012-U1 – Activates the Designo Fire Safety View Order no.: S54400-P102-A1	Fiber module FN2006-U1 – Single-mode fiber for FCnet Order no.: S54400-A61-A1
		Fiber module FN2007-U1 – Multi-mode fiber for FCnet Order no.: S54400-A62-A1

Power supply FC2025/FC2050

Power supply (170 W) FP2011-U1 – Incl. connection cable Order no.: S00-450222	Power supply (300 W) FP2012-U1 – Incl. connection cable Order no.: S54400-Z60-A1
--	---

FC2025/FC2050 network



FT2050 fire terminal

- 3 Inner door** – FHD2004-U1 with opening
- 4 Operating unit** – FCM2018-U2 standard operating unit – FCM2019-U2 operating unit with LEDs
- 6 SAFEDLINK** – FN2001-U1 for FCnet
- 9 DACT** – FCA2015-U1
- 10 Fiber module (SM and MM)** – FN2006-U1 single-mode fiber for FCnet – FN2007-U1 multi-mode fiber for FCnet
- 1 Outer door** – FHD2001-U2 1 HU, black – FHD2001-R2 1 HU, red
- 2 Clear window** – FHD2006-U1
- 5 RS485** – FCA2016-U1
- 7 Fire terminal board** – FT12001-U1
- 8 Back box** – FHB2001-U1 1 HU, black – FHB2001-R1 1 HU, red

Connection module (MoNet) – FCA2031-A1 for FVnet

Ethernet switch (modular) – FN2012-A1 for FVnet

Designo Fire Safety Intelligent Voice Communication

FV2025/FV2050 networkable control panels

- 1 Outer door** – FHD2007-U2 outer door (3HU, 3 win, bl) – FHD2007-R2 outer door (3HU, 3 win, red)
- 2 Clear window** – FHD2006-U1 clear window
- 3 Inner door** – FHD2004-U1 inner door (black) – FHD2005-U1 inner door (solid, black)
- 4 Back box** – FHB2005-U1 back box (3HU, black, deep) – FHB2005-R1 back box (3HU, red, deep)
- 5 Operating unit** – FCM2018-U2 standard operating unit – FCM2019-U2 operating unit with LEDs
- 6 Periphery board** – FC12016-U1 periphery board, 252 pts – FC12017-U1 periphery board, 504 pts
- 7 Power supply** – FP2012-U1 300W power supply – FP2013-U1 600W power supply
- 8 System microphone module** – VTO2004-U2 option module (microphone)
- 9 Switch module** – VTO2001-U2 option module (24 switches)
- 10 Voice card cage** – VCA2002-A1 voice card cage
- 11 Voice CPU card** – VCC2001-A1 voice CPU card
- 12 Voice I/O card** – VCC2002-A1 voice I/O card
- 13 Voice amplifier Card** – VCI2001-U1 voice amplifier card (up to 4 supported)
- 14 Network module** – VN2001-A1 ethernet module (electric/CAT5) – VN2002-A1 ethernet module (Multi Mode Fiber) – VN2003-A1 ethernet module (Single Mode Fiber)
- 15 VoIP module** – VCI2003-A1 VoIP module (required for networking)
- 16 Connection module (MoNet)** – FCA2031-A1

Basic system modules FV2025/FV2050

Voice CPU card VCC2001-A1 – Controls all voice modules Order no.: S54400-A40-A1	Voice amplifier card VCI2001-U1 – 50 Watt amplifier card Order no.: S54400-A45-A1	Voice card cage VCA2002-A1 – Mounting VCC2001, VCC2002, VCI2001 Order no.: S54400-A47-A1
Voice I/O card VCC2002-A1 Order no.: S54400-A41-A1		Connection module (MoNet) FCA2031-A1 Order no.: S54400-A153-A1

Housings FV2025/FV2050

Back box FHB2005-U1 – 3 HU, black, deep Order no.: S54400-B110-A1	Blank plate FHD2009-R1 – Red used in a FHD2007 Order no.: S54400-B114-A2	Inner door FHD2004-U1 – Black – Supports one operating unit or four modules Order no.: S54400-B52-A1
Back box FHB2005-R1 – 3 HU, red, deep Order no.: S54400-B110-A2	Enclosure cover FHA2041-R1 – Top plate for FHB2005 Order no.: S54400-B93-A1	Inner door FHD2005-U1 – Solid black – Covers 1 HU of the enclosure Order no.: S54400-B53-A1
Outer door FHD2007-U2 – 3 HU, black, 3 window Order no.: S54400-B111-A1	Battery bracket FHA2042-U1 – Secures 33 AH batteries for seismic approval Order no.: S54400-B55-A1	Option module (Blank) FCM2022-U2 Order no.: S54400-C44-A1
Outer door FHD2007-R2 – 3 HU, red, 3 window Order no.: S54400-B111-A2	Trim kit FHA2043-U1 – 3HU, Black trim kit Order no.: S54400-B56-A1	Clear window FHD2006-U1 – Mounts in outer door Order no.: S54400-C46-A1
Blank plate FHD2009-U1 – Black used in a FHD2007 Order no.: S54400-B114-A1	Trim kit FHA2043-R1 – 3HU Red trim kit Order no.: S54400-B57-A1	

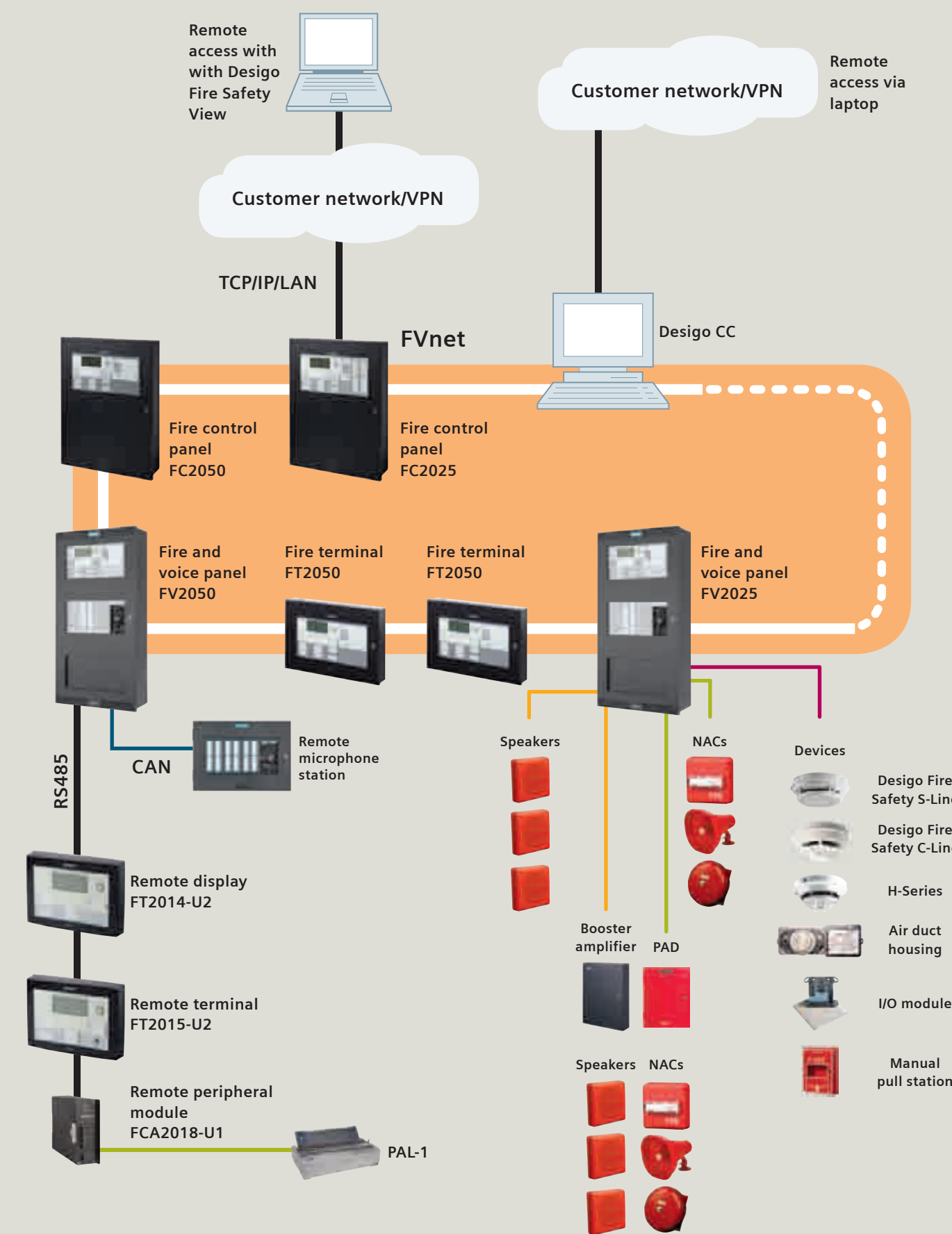
Networking modules FV2025/FV2050

Ethernet module (Electric/CAT5) VN2001-A1 – Network fire and fire/voice panels over Ethernet (CAT5) Order no.: S54400-A42-A1	Ethernet module (single-mode fiber) VN2003-A1 – Network fire and fire/voice panels over Ethernet (single-mode) Order no.: S54400-A44-A1	Ethernet switch (modular) FN2012-A1 – Network fire to other fire/voice panels (ethernet modules sold separately) Order no.: S54400-B152-A1
Ethernet module (multi-mode fiber) VN2002-A1 – Network fire and fire/voice panels over Ethernet (multimode) Order no.: S54400-A43-A1	Remote terminal board (class B) VTA2002-A1 – Supports VTO2001 and VTO2004 Order no.: S54400-F163-A1	VoIP module VCI2003-A1 – Required for networked voice panels Order no.: S54400-A141-A1

Booster amplifier parts and kits FV2025/FV2050

Booster amplifier main board EBA2004-A1 – 100W, main board Order no.: S54400-B137-A1	Booster amplifier kit EBA2001-U1 – Booster amplifier main board, black enclosure and FP2011-U1 power supply Order no.: S54400-B140-A1	Option module (24 Switches) VTO2001-U2 – Add manual voice control Order no.: S54400-C60-A1
Housing FH2016-U1 – Black enclosure Order no.: S54400-B138-A1	Booster amplifier kit EBA2001-R1 – Booster amplifier main board, red enclosure and a FP2011-U1 power supply Order no.: S54400-B141-A1	Option module (Microphone) VTO2004-U2 – Used for paging Order no.: S54400-C61-A1
Housing FH2016-R1 – Red enclosure Order no.: S54400-B136-A1		Power supply FV2025/FV2050
Battery fixing bracket FHA2044-U1 – For seismic approval Order no.: S54400-B167-A1		Power supply (600W) FP2013-U1 – Consists of two 300W power supplies and a connection cable Order no.: S54400-Z61-A1
Power supply (170 W) FP2011-U1 – Incl. connection cable Order no.: S00-450222		Power supply (300 W) FP2012-U1 – Incl. connection cable Order no.: S54400-Z60-A1

FV922/FV924 network



Designo Fire Safety: innovation based on trusted experience from Siemens

Designo Fire Safety is a comprehensive fire safety system for fast, reliable fire detection, as well as alarm signaling and control. It is designed to protect lives and assets and to prevent production losses, thereby safeguarding your company's buildings and survival. Designo not only defines the technological state of the art, but also offers a high level of flexibility and scalability, as well as compatibility with existing and future products.