

# Truck-Mounted Arrow Boards





## **Truck-mounted arrow boards provide an obvious solution for convoys, crash-cushion (TMA) trucks and emergency repair crews.**

An invaluable traffic calming device, arrow boards play an essential role in keeping workers safe. Highly visible, easy to operate, rugged and dependable, Wanco Truck-Mounted Arrow Boards set the standard. Wanco's proprietary LED design provides wide angularity, exceptional visibility and outstanding energy-efficient operation.

The control panel, installed inside the cab, operates the arrow board display and electrically controlled tilt-frames. Wired and wireless controllers are available for most full-size models.

Wanco Truck-Mounted Arrow Boards come in four sizes with the industry's largest selection of truck- and trailer-mounting options. The largest size is available in three skid-mount models. Plastic arrow-shaped signs are also available.

## Features

- Full-size 15-light and 25-light models
- 5, 7 or 12 display patterns
- Roof-top, bed and tailgate mounts
- Wired and wireless controllers
- Power- and manual-tilt options
- Vehicle-powered or battery-powered with solar-based charging system
- All full-size models meet MUTCD
- Easy to operate and maintain
- High-output LEDs provide superior visibility
- Flash rate of 30–40 per minute
- Controller located inside vehicle
- Energy-efficient operation
- Positive-drive voltage system applies power to lamps only when lit
- Optional automatic dimming conserves power

Models with 25 lights feature 12 flashing and sequential patterns. Models with 15 lights feature either 7 flashing and sequential patterns or 5 flashing patterns.

Wanco vehicle-mount arrow boards come with a standard controller and a 15-foot length of cable, allowing the controller to be installed inside the vehicle cab. Custom lengths of cable are available upon request.

Wireless arrow boards feature an intuitive and easy-to-use touchscreen controller, which simplifies installation by eliminating the need to route the arrow board communications cable through the truck bulkhead.

## Arrow Board Sizes

- 48 x 96 in. 122 x 244 cm
- 36 x 72 in. 92 x 183 cm
- 30 x 60 in. 76 x 152 cm
- 24 x 48 in. 61 x 122 cm
- 50 in. split arrows

## Mounting Options

- Manual-tilt (auto-lock) frame
- 180-degree power-tilt frame
- 90-degree power-tilt frame
- Low-profile 90-degree power-tilt frame
- Folding skid
- Low-profile folding skid
- Rigid (fixed-position) skid
- Tailgate bracket
- Truck-bed mount
- Customer-supplied mounting

Battery-powered arrow boards feature



Control panel, 12 arrow patterns



Control panel, 5 arrow patterns



Control panel, 7 arrow patterns



Touchscreen controller for wireless arrow boards

# Power-Tilt Frames



24 x 48 in. arrow board with sealed-beam lamps

## 90° Power-Tilt Frame

The 90-degree tilt frame allows the board to face traffic, or to face downward when not in use. The control panel, installed inside the cab, operates the arrow-board display and tilt frame. An electric actuator tilts the frame.


	15-light, 5 patterns	15-light, 7 patterns	25-light, 12 patterns
48 x 96 in.	WFBP8-LA	WFBP8-LSA	WFBP8-LSAC
36 x 72 in.	WFBP6-LA	WFBP6-LSA	WFBP6-LSAC
30 x 60 in.	WFBP5-LA	WFBP5-LSA	WFBP5-LSAC
24 x 48 in.	WFBP4-LA (13-light, 5 patterns only)		



## Low-Profile Power-Tilt Frame

When stowed, the low-profile tilt frame is less than 16 inches in height. An electric actuator tilts the frame, controlled with a switch on the arrow-board control panel.

	15-light, 5 patterns	15-light, 7 patterns	25-light, 12 patterns
36 x 72 in.	WLP90B6-LA	WLP90B6-LSA	WLP90B6-LSAC
30 x 60 in.	WLP90B5-LA	WLP90B5-LSA	WLP90B5-LSAC



## 180° Power-Tilt Frame

The 180-degree tilt frame allows the board to face oncoming traffic. The control panel, installed inside the cab, operates the arrow-board display and tilt-frame. An electric actuator tilts the frame.

	15-light, 5 patterns	15-light, 7 patterns	25-light, 12 patterns
36 x 72 in.	WFP180B6-LA	WFP180B6-LSA	WFP180B6-LSAC
30 x 60 in.	WFP180B5-LA	WFP180B5-LSA	WFP180B5-LSAC

# Additional Mounting Options



## Manual Tilt (Auto-Lock) Frame

The auto-lock frame allows the arrow board to be tilted manually. Pulling the spring-loaded locking pin releases the board, which can be tilted 90 degrees downward when not in use. The pin automatically locks the board into position.

	15-light, 5 patterns	15-light, 7 patterns	25-light, 12 patterns
48 x 96 in.	WFB8-LA	WFB8-LSA	WFB8-LSAC
36 x 72 in.	WFB6-LA	WFB6-LSA	WFB6-LSAC
30 x 60 in.	WFB5-LA	WFB5-LSA	WFB5-LSAC
24 x 48 in.	WFB4-LA (13-light, 5 patterns only)		



	15-light, 5 patterns	15-light, 7 patterns	25-light, 12 patterns
48 x 96 in.	WB8-LA	WB8-LSA	WB8-LSAC
36 x 72 in.	WB6-LA	WB6-LSA	WB6-LSAC
30 x 60 in.	WB5-LA	WB5-LSA	WB5-LSAC
24 x 48 in.	WB4-LA (13-light, 5 patterns only)		

## No Mounting Kit

An arrow board without a mounting kit is ready to install on your own frame or brackets. All connections for wiring and controlling the arrow board are included.

## Brief Specifications

Board size, H x W	Lamp size	MUTCD type
48 x 96 in.	PAR 46	C
36 x 72 in.	PAR 46	B
30 x 60 in.	PAR 36*	B
24 x 48 in.	PAR 36	A
All sizes		
Controller cable	Standard Optional Optional	15 ft. 4.57 m Custom length available upon request Wireless
Power supply	Standard Optional	Vehicle power External batteries and solar-based charging

\*PAR 46 available for 15-light models.



## Tailgate Mount

The tailgate mount allows the arrow board to be installed in a fixed position on any truck tailgate, either permanently or temporarily. Installation on the tailgate takes only a minute. The control panel, installed inside the cab, operates the arrow-board display.

	15-light, 5 patterns	15-light, 7 patterns	25-light, 12 patterns
48 x 96 in.	WVGB8-LA	WVGB8-LSA	WVGB8-LSAC
36 x 72 in.	WVGB6-LA	WVGB6-LSA	WVGB6-LSAC
30 x 60 in.	WVGB5-LA	WVGB5-LSA	WVGB5-LSAC
24 x 48 in.	WVGB4-LA (13-light, 5 patterns only)		



## Truck-Bed Mount

The truck-bed mount is an accessory that allows the arrow board to be installed off the truck bed. Two triangular brackets bolt to the bed and support either the 90° manual-tilt or 90° power-tilt frame, raising it 31 inches.

# Skid-Mounts



## Standard Folding Skid

WSSP-LSA 15-light, 7 patterns  
WSSP-LSAC 25-light, 12 patterns



## Low-Profile Folding Skid

WSSP-LSA(LP) 15-light, 7 patterns  
WSSP-LSAC(LP) 25-light, 12 patterns



## Rigid Skid

WS1SB8-LSA 15-light, 7 patterns  
WS1SB8-LSAC 25-light, 12 patterns

Full-size arrow boards (48 x 96) can be skid-mounted for installation a truck bed or on any rigid footing. Featuring an integrated power supply and W|ECO® Technology, these are the most energy-efficient and environmentally friendly arrow boards in the industry, able to operate for long periods without an external power source. A choice of models provides flexibility for almost any installation.

Skid-mount arrow boards feature  
**W|ECO** Technology  
see back cover



Control panel, 12 arrow patterns



Control panel, 7 arrow patterns



Touchscreen controller for wireless arrow boards

## Brief Specifications

Skid-mount arrow boards	Standard		Low-profile		Rigid	
Frame size, W x D	54 x 48 in.	136 x 122 cm	54 x 48 in.	136 x 122 cm	57 x 31 in.	144 x 78 cm
Board size, H x W	48 x 96 in.	122 x 244 cm	48 x 96 in.	122 x 244 cm	48 x 96 in.	122 x 244 cm
Operating height	120 in.	305 cm	87 in.	221 cm	77 in.	195 cm
Traveling height	75 in.	191 cm	44 in.	112 cm	77 in.	195 cm
Weight, approx.	540 lb	245 kg	520 lb	236 kg	320 lb	145 kg

# Arrow-Shaped Signs



## Arrow-Shaped Signs

- WSBLA-14 No frame
- WFBLA-14 Manual tilt (auto-lock) frame
- WFBLA-14L Low-profile frame

Wanco vehicle-mount arrow-shaped signs are constructed of heavy-duty ABS for rigidity and durability.

These signs feature the same ease of use as our other arrow boards, with standard or wide-angle LED lamps, and mounting options that include manually and electrically operated tilt-frames.

The control module has a wiring harness for mounting inside a truck cab.



Control panel




Low-profile power-tilt frame

## Brief Specifications


Arrow-shaped boards		
Arrow pair size, W x H	50 x 29 in.	127 x 72 cm
Cable length	15 ft.	4.57 m
Power supply	Vehicle alternator	

## Arrow Board Display Patterns

### Flashing patterns



### Sequential patterns



\*Left or right †25-light models only

## Wireless Arrow Boards



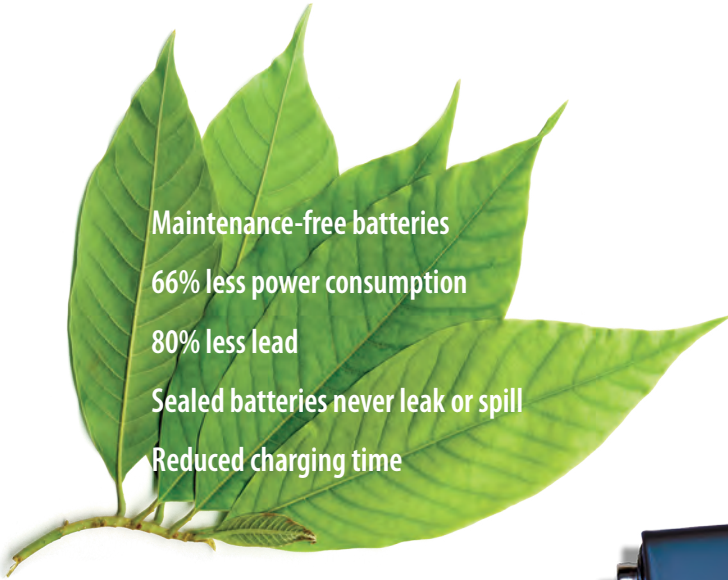
Wanco wireless arrow boards are designed specifically for systems that are required to be on and off the vehicle.

Wired to power only, the arrow board and controller “talk” wirelessly using 900 MHz RF transmission for a reliable connection. No cables or wires need to be routed into or out of the truck cab. With the W|ECO power system, the arrow board can even be installed on a trailer.

The appealing design of Wanco’s wireless controller features large, colorful graphics on a bright, 4-inch, touchscreen display. Intuitive screens are easy to use, and instant response means no delay after making your selection.

The pattern on the arrow board is displayed in a large animation on the main screen. Additional screens let you choose a display pattern and operate the power-tilt frame (if installed), view system health including voltage levels and alarms, and choose configuration options.

The controller “knows” the arrow board it is connected to, and shows you only the functions available for that board. Setup functions allow you to narrow some of those choices if desired.



Maintenance-free batteries  
66% less power consumption  
80% less lead  
Sealed batteries never leak or spill  
Reduced charging time



## **W|ECO** Technology

**So energy efficient, it can run on 9 volts.**

**How does it work?** W|ECO products use Wanco's exclusive LED lights, which consume a fraction of the power of traditional LEDs. For example, a W|ECO arrow board will operate efficiently on a 9-volt battery for several hours.\*

**Imagine how well it works with W|ECO batteries.**

W|ECO technology consumes less power and uses smaller batteries, resulting in greatly reduced lead content—80% less, when compared to traditional arrow board batteries.

Additionally, W|ECO batteries are fully sealed and will not leak or spill, which is better for the environment. And because they require no maintenance, they have a longer useful lifespan, saving costs associated with replacement.

With a decrease in power consumption, these batteries take less time to charge—5 to 6 hours instead of 24—which saves valuable resources and results in less downtime.


\*According to internal testing. 9-volt battery not recommended for street use.



**WANCO INC.**  
5870 Tennyson Street  
Arvada, Colorado 80003 USA  
800-972-0755  
303-427-5700  
303-427-5725 fax  
[www.wanco.com](http://www.wanco.com)

Due to Wanco's commitment to continuous improvement of our products, all information is subject to change without notice. Wanco and the Wanco logo are registered trademarks of Wanco Inc.

©2019 Wanco Inc. All rights reserved. Printed in the USA. | WPB0080 March 2019

 Printed on recycled paper