


City Post SM Surface Mount



City Post GD Glue Down



City Post EAC
Embedded Anchor Cup

CITY POST®

High Performance Channelization Solutions



Davidson Traffic Control Products
"Creating Products To Save Lives"



The City Post® Story



Durability Redefined!

The City Post may be Pexco's best innovation yet, answering the need for reduced maintenance, improved safety, and significant cost-savings. The City Post builds upon 30 years of Pexco innovation, and has achieved levels of performance never before seen.

Designed for superior durability and quick replacement, this 3-inch round channelizer post sets new standards for ease-of-maintenance and ultra-high durability.

City Posts remain flexible, even at extremely low and high temperatures (-20°F to +160° F), and return to an upright position after more than 100 impacts at 70mph (112 km/h).

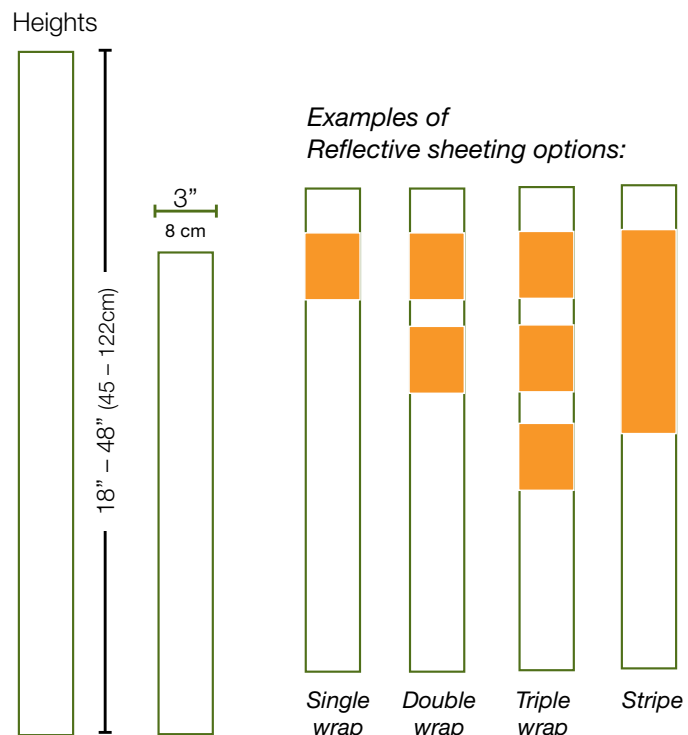
The City Post was created using advanced engineering resins to provide maximum strength and superior durability. The solid, one-piece polyurethane construction absorbs impacts and rebounds instantly.

The City Post family of solutions has grown to include three models to cover all installation requirements:

- **Model EAC** - the original, spin-in post model
- **Model SM** - the traditional, bolt-down model
- **Model GD** - glue-down, our newest model

Applications for the City Post include:

- HOT/Managed Lanes
- Dangerous Curves
- Gore Areas
- Toll Plazas
- Bike Lanes
- Parking Lots
- Airports
- Traffic Circles
- Pedestrian Walkways



Test Data • Proven Performance

The City Post continues to lead the industry as *the* highest-performing channelizer post on the market. Our test results speak for themselves.

All impact testing was conducted independently by an accredited third-party testing facility: **Texas A&M Transportation Institute (TTI)**.

City Posts meet MUTCD and NCHRP 350 requirements for channelizing devices.

Real World Impact Testing	Result
Test Vehicle Weight	2,403# (1090 kg)
Test Vehicle Speed	70 mph (112 km/h)
Test Post Heights	36" (914 mm)
	42" (1067 mm)
Test Vehicle Bumper Impacts	Yes
Test Vehicle Wheel-Over Impacts	Yes
Number of Impacts	100
Maximum Lean >100 Impacts	3° from vertical



City Posts rebound back to their original position, even after more than 100 high-speed hits on the TTI Test Deck

City Post Family of Posts - Model Comparison			
Post Model	SM	GD	EAC
Rating	Best	Best	Best
Standard Colors	White, Yellow, Fluorescent Orange, Black		
Impacts @ 70 mph	100	100	100
1-Year Warranty	Yes	Yes	Yes
Anchoring	Bolts	Epoxy	Anchor cup



Testing and Certificates for all City Post models:

Texas A&M Transportation Institute (TTI)

- 100 impact NTPEP test at 70 mph / 112 km/h
- Less than 3 degrees off vertical – not a single failure
- EN 12767 Passive Safety Certified
- EN 13422 Deformable Delineators Certified
- MUTCD-compliant
- NCHRP 350 accepted

Download the "City Post Durability Study" at www.pexco.com/traffic



City Post® EAC Embedded Anchor Cup



City Post Model EAC - The Original!

Designed for superior durability and quick replacement, the spin-in City Post EAC sets new standards for performance in the field and ease of maintenance.

Features and Benefits:

- 3" Round Channelizer Post
- Thermoplastic Polyurethane for high impact resistance
- Crash friendly design
- 1-piece construction with no mechanical springs to fail
- 360° of visibility with factory-applied reflective sheeting
- Installs in both concrete and asphalt
- Easy "spin-in" installation speeds up maintenance
- Standard colors are white, black, yellow, and fluorescent orange
- Optional colors are red, blue, green, fluorescent green, light gray, and steel gray
- Custom colors are available to match school or logo colors
- UV resistance keeps the City Post looking fresh and new after prolonged exposure to the elements
- Impact tested, MUTCD and NCHRP 350-compliant
- 1-year limited warranty

City Post® EAC Embedded Anchor Cup

City Post EAC with Embedded Anchor Cup - Supplementary Components



2" and 4" aluminum anchor cups and optional pop-in, screw-out anchor cup plug cap for when post is removed



The anchor cup securely installed shown with and without plug cap



Clear shield and rubber gasket factory-applied for a clean installation



City Posts can be tightened and loosened with the City Post wrench

Post installation and replacement is quick and easy!



Making gore points more visible



Delineation in toll plazas



Bike lane and pedestrian walkways

City Post® SM Surface Mount



City Post Model SM

Designed for superior durability in a traditional bolt-down post, the **City Post Model SM Surface Mount** is a passively safe and crash friendly design that sets new standards for performance in the field and minimizes maintenance events.

Features and Benefits:

- 3" Round Channelizer Post
- Thermoplastic Polyurethane for high impact resistance
- Crash friendly design
- 1-piece construction with no mechanical springs to fail
- 360° of visibility with factory-applied reflective sheeting
- Installs in both concrete and asphalt
- Traditional bolt-down design
- Standard colors are white, black, yellow, and fluorescent orange
- UV resistance keeps the City Post looking fresh and new after prolonged exposure to the elements
- 72 percent reduction in life cycle cost
- 90 percent reduction in worker risk
- Impact tested, MUTCD and NCHRP 350-compliant
- Florida DOT DEV993-specification Approved
- Installs with HCA Anchors
- 1-year limited warranty



City Post® SM Surface Mount

The Durability of Pexco's One-Piece City Post Model SM Surface Mount Makes It a Superior Choice for Challenging Installations

The City Post Model SM Surface Mount uses the same materials as our original City Post EAC to create an impact-resistant bolt-down channelizer with superior strength and durability. Even at extremely low and high temperatures, the City Post SM remains flexible and returns to a full upright position time and again, having been proven to withstand well over 100 impacts at 70 mph (112 km/h).

The City Post SM is ideal on roads where high durability and minimal maintenance is needed but coring for an anchor is impractical or undesirable.

Reusable anchor bolts allow for dirty or damaged posts to be replaced quickly and simply.




City Post SM Anchors

Removable and reusable one-piece anchor bolts for the City Post SM are bolt-type expansion anchors. Install bolt-type anchors in holes drilled with carbide tipped drill bits. See full installation instructions for details.

(Note: FG 300 anchor bolts are not suitable for City Post SM installations.)



3" bolt for concrete



5" bolt for asphalt



Proven performance even in areas of heavy truck traffic



City Posts rebound to vertical, even after 100 hits at 70 mph



Separation of opposing traffic on dangerous curves

City Post® GD Glue Down



City Post Model GD

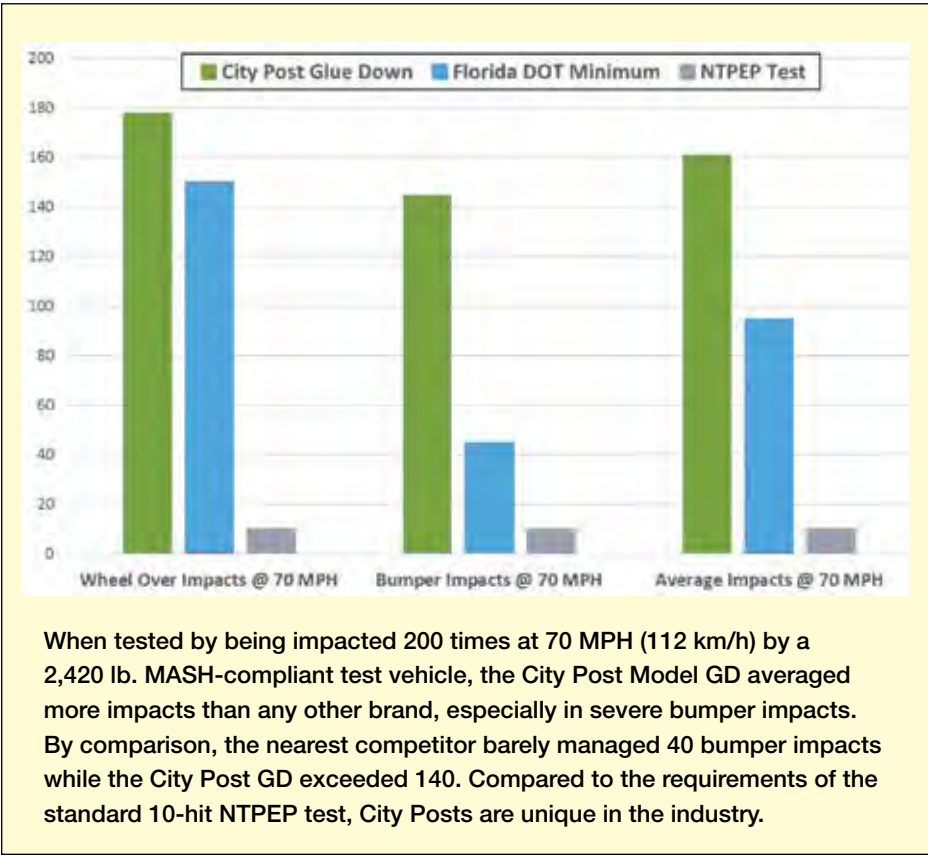
Meet the newest member of the City Post family! The **City Post Model GD Glue Down** is an ultra-high performance glue down channelizer post suited for the most challenging installations where high durability, minimal maintenance, and fast installation are required.

Features and Benefits:

- 3" Round Channelizer Post
- No drilling, faster installations
- Exclusive "pinwheel" base
- Thermoplastic Polyurethane for high impact resistance
- Crash friendly design
- 1-piece construction with no mechanical springs to fail
- No assembly required
- 360° of visibility with factory-applied reflective sheeting
- Installs on both concrete and asphalt with road marker epoxy
- Standard colors are white, black, yellow, and fluorescent orange
- UV resistance keeps the City Post looking fresh and new after prolonged exposure to the elements
- Impact tested, MUTCD and NCHRP 350-compliant
- Florida DOT DEV993-specification Approved
- Installs with FIRMmarker (EAS-06) epoxy
- 1-year limited warranty



City Post® GD Glue Down



The City Post Model GD Glue Down remains flexible and continues to fully rebound even after over 100 hits at 70 mph! It meets MUTCD and NCHRP 350 requirements for channelizing devices tested at high speeds by TTI (Texas A&M Transportation Institute).

Applications for the City Post GD include:

- HOT and HOV Lanes
- Dangerous Curves
- Gore Areas
- Toll Plazas
- Bike Lanes
- Parking Lots
- Airports
- Traffic Circles
- Pedestrian Walkways



Our rapid-setting, 2-part gray road marker epoxy is the most reliable permanent adhesive product available



City Post GD on Broadway, Nashville TN



City Post GD on Broadway Bridge



Frequently Asked Questions



City Post[®] EAC Embedded Anchor Cup

How long does it take to install anchor cups?

Installation of a standard 2-inch aluminum anchor cup with proper tools and bits takes about ten (10) minutes per anchor using a core drill.

Hand installation of the post – twist to tighten, 7 rotations.

Can I use any old 2-part epoxy to install the anchor cups?

No, City Posts have been tested extensively with the adhesives detailed in the installation instructions. Failure to use the proper adhesive will result in voidance of warranty.

What are the standard colors?

Black, White, Yellow, and Fluorescent Orange (custom colors available by special order).

Shown with optional domed cap.



City Post[®] SM Surface Mount

How long does it take to install surface mounts?

Drilling of the four holes required to mount the post with proper tools and bits takes about 4 to 5 minutes per post (single person). Drill the pilot hole – insert the HCA anchor – tighten the bolts – takes about 20 seconds.

Can I use any anchor bolt to install the surface mounts?

No, City Posts have been tested extensively with HCA Hilti Coil Anchors which are the only recommended fasteners. Failure to use the proper anchors will result in voidance of warranty.

What are the standard colors?

Black, White, Yellow, and Fluorescent Orange (custom colors available by special order).



City Post[®] GD Glue Down

How long does it take to install glue-downs?

Flame-treat the base, dispense 12 oz. of mixed EAS-06 epoxy onto the road, press flamed assembly onto ring of epoxy as detailed in the installation procedures.

Installation time of 1 – 2 minutes per post using a mechanized epoxy pump.

Can I use any old 2-part epoxy to install the glue-downs?

No, City Posts have been tested extensively with the adhesives detailed in the installation instructions. Failure to use the proper adhesive will result in voidance of warranty.

What are the standard colors?

Black, White, Yellow, and Fluorescent Orange (custom colors available by special order).

Key Installations

Agency/Road Authority	Application	Location	Product
Chicago, IL	Protected Bike Lane	Clinton Loop	City Post EAC
Beaumont, CA	Off-ramp/ Gore Delineation	I-10 WB to SR 60	City Post EAC
Seattle, WA	Protected Bike Lane	Roosevelt Way	City Post EAC
Columbia, MO	Pedestrian Refuge	Columbia, MO	City Post EAC
Atlanta, GA	Managed/HOT Lane	I-85 Express Lane	City Post SM
City of Santa Ana, CA	Acceleration Lanes	I-5 SB to No. Broadway	City Post SM
Miami, FL	Managed/HOT Lane	I-95 Express Lanes	City Post GD

Standard and Optional City Post Colors



Standard colors: White, Yellow, Fluorescent Orange, and Black.
 Optional colors: Steel Gray, Red, Kelly Green, Fluorescent Yellow-Green, and Blue

City Post Top Cap Options



Left: Standard City Post top
 Right: Optional domed top cap

All three models of City Posts are available in a wide range of heights to conform with local, State, Federal, and international specifications.

48.0" 42.0" 1000m 36.0" 800mm 750mm 28.0" 650mm 500mm 18.0" 450mm 400mm 300mm



Columbia, MO



Town of Bedford, England



San Francisco, CA



Dallas, Texas



Columbia, MO



Albuquerque, NM




Atlanta, GA



Stockholm, Sweden



Roswell, GA



Abu Dhabi City, United Arab Emirates



St Louis, MO



Houston, TX



Davidson Traffic Control Products
"Creating Products To Save Lives"



Pexco LLC
Davidson Traffic Control Products
3110 70th Avenue East
Tacoma, WA 98424 USA
USA Toll-Free: 877-335-4638
International: 1-253-284-8000
Fax: 1-253-284-8080
Email: hwysales@pexco.com
www.pexco.com/traffic