






MS SEDCO LIST PRICE BOOK - 2022

Receive an extra 3% discount when ordering in the MS Sedco online store

CONFIDENTIAL DOCUMENT  
 This document may not be posted online without the expressed written consent by MS Sedco.  
 This price book will be updated from time to time and may be subject to change without prior notice.  
 Click on pictures to link to product info at mssedco.com website when applicable.

**SENSORS**

		LIST
microStar	 Microwave motion sensor with <i>Human Presence Radar™</i> (HPR) for activating all types of automatic doors. <i>HPR</i> helps to maintain detection of extremely slow moving individuals in approach zone of the door.	260.00
MS-BDB	microstar-M universal rain cover	29.00
MSRC	microstar-M rain cover	46.00
DH-400	 Active infrared presence sensor for pedestrian doors. Not monitoring capable.	394.00
3H-IR14C (used to be the DH-94)	 Active infrared presence sensor for pedestrian doors. Presence monitoring capable.	290.00
DH100-CT	 Active infrared presence sensor for pedestrian doors. Presence monitoring capable.	355.00
DH-BDB	Universal mounting bracket for DH400 & DHR3.	63.00
DH-MP	Mounting plate adapts the DH400 for attaching to 2" doorframes.	29.00
DHRC	Molded plastic rain cover for DH400 & DH100.	46.00
SSR-3F/BL <b>NEW</b>	 Microwave & active infrared sensor. Presence monitoring capable.	340.00
SSS-5M1	 Door-Mounted Infrared Presence Sensor. Presence monitoring capable.	490.00

**TOUCHLESS SWITCHES**







		LIST
NGS-IR-A	 NexGen Infrared WIRELESS Touchless Activation Switch. 5-Year battery life.	260.00
NG-IR-A	 NexGen Infrared WIRED Touchless Activation Switch. Can also be used with the 2WIRE MODULE.	203.00
S-COR	 Spectrum S-COR Coordinator- functions similar to the standard radio control receiver. Provides two outputs. Compatible with NexGen NGS-IR-A and all S-TRX transceivers. 2.4 GHz frequency provides superior activation reliability. Pairs with up to 64 transceivers.	175.00
STK-NGS-IR-A	 Single Door IR Kit - 2:NGS-IR-A; 1:S-COR	630.00
216	 IR Switch & 4 1/2" Face Plate (Fits Single & 2-Gang Junction Boxes) Can also be used with the 2WIRE MODULE.	245.00
216-L	 IR Switch & 2 3/4" x 4 1/2" Face Plate (Fits Single-Gang Box) Can also be used with the 2WIRE MODULE.	245.00
216-N	 IR Switch & 1 11/16" x 4 1/2" Face Plate (Fits 1 3/4" Door Frame) Can also be used with the 2WIRE MODULE.	245.00
2WIRE	 2WIRE Module: Enable power and signal with the use of 2 wires only. Great solution when retrofitting from a push plate to a wired touchless switch.	123.00



MS SEDCO FOR ALL YOUR AUTOMATIC DOOR ACCESSORIES...

Customer Service: custsvc@mssedco.com  
 Sales: sales@mssedco.com  
 www.mssedco.com  
 1-317-842-2545

## 59 SERIES ACTIVATION SWITCHES

		LIST
59-H	 Square Blue Face Plate WHEELCHAIR/PRESS TO OPERATE DOOR	71.00
59-HSS	 Square Stainless Steel Face Plate WHEELCHAIR/PRESS TO OPERATE DOOR	71.00
59-P	WITH 4" Square Stainless Steel Face Plate PRESS TO OPERATE DOOR	71.00
59-W	FACE PLATE Square Blue Face Plate WHEELCHAIR	71.00
59-WSS	FACE PLATE Square Stainless Steel Face Plate WHEELCHAIR	71.00
59-PLAIN	FACE PLATE Stainless Steel Face Plate NO LEGEND	71.00
59R4-H	Blue Face Plate WHEELCHAIR/PRESS TO OPERATE DOOR	71.00
59R4-HSS	Stainless Steel Face Plate WHEELCHAIR/PRESS TO OPERATE DOOR	71.00
59R4-P	Stainless Steel Face Plate PRESS TO OPERATE DOOR	71.00
59R4-W	Blue Face Plate WHEELCHAIR	71.00
59R4-WSS	Stainless Steel Face Plate WHEELCHAIR	71.00
59R4-PLAIN	FACE PLATE Stainless Steel Face Plate NO LEGEND	71.00
59R6-H	Blue Face Plate WHEELCHAIR/PRESS TO OPERATE DOOR	85.00
59R6-HSS	Stainless Steel Face Plate WHEELCHAIR/PRESS TO OPERATE DOOR	85.00
59R6-P	Stainless Steel Face Plate PRESS TO OPERATE DOOR	85.00
59R6-W	Blue Face Plate WHEELCHAIR	85.00
59R6-WSS	Stainless Steel Face Plate WHEELCHAIR	85.00
59R6-PLAIN	FACE PLATE Stainless Steel Face Plate NO LEGEND	85.00
ESC-59R4	 Escutcheon plate for 59R4 Series Switches	75.00
ESC-59R6	 Escutcheon plate for 59R6 Series Switches	85.00
59J-H	Blue Face Plate WHEELCHAIR/PUSH TO OPEN	68.00
59J-HSS	Stainless Steel Face Plate WHEELCHAIR/PUSH TO OPEN	68.00
59J-P	JAMB Stainless Steel Face Plate PUSH TO OPEN	68.00
59J-W	PLATE Blue Face Plate WHEELCHAIR	68.00
59J-WSS	WITH 1- Stainless Steel Face Plate WHEELCHAIR	68.00
59J-PLAIN	WITH 1- Stainless Steel Face Plate NO LEGEND	68.00
59J-E-R	FACE PLATE Red Face Plate PUSH TO EXIT	68.00
59V-H	 2 Blue Face Plates WHEELCHAIR/PUSH TO OPEN/ARROWS	143.00
59V-HSS	 2 Stainless Steel Face Plates WHEELCHAIR/PUSH TO OPEN/ARROWS	143.00
59V-P	VESTIBULE 2 Stainless Steel Face Plates PUSH TO OPEN/ARROWS	143.00
59V-W	PLATE 2 Blue Face Plates WHEELCHAIR/ARROWS	143.00
59V-WSS	WITH 2 2 Stainless Steel Face Plates WHEELCHAIR/ARROWS	143.00
59V-PLAIN	JAMB 2 Stainless Steel Face Plates NO LEGEND	143.00
59-xxx-PO	SWITCHES For "Face Plate Only", add "-PO" to the part number. Excludes custom face plates and dual vestibule switches.	45.00
59V-xxx-PO	For "Face Plate Only" on vestibule dual switch assemblies, add "-PO" to the part number. Excludes custom face plates.	90.00







## 59 SERIES FACEPLATE CUSTOMIZATION

		LIST
Custom Faceplate	Custom text and/or Logo - One-time set-up charge - this charge will apply to any custom plate not already in our database	
Upcharges Per Plate	Custom Text/Logo Upcharge Per Faceplate: \$5 / plate if less than quantity of 20 Custom Text/Logo Upcharge Per Faceplate: \$3 / plate if less than quantity of 50 Custom Text/Logo Upcharge Per Faceplate: No additional charge for quantities of 50 plates or more	





















## 59 SERIES ACCESSORIES

		LIST
12024	12024: 24V AC transformer.	19.00
E13-25JA	E13-25JA: SPDT micro-switch. Includes mounting nuts and spring.	13.00
-DPDT	Double Pole Double Throw switch. Add suffix -DPDT to part number	15.00
E19-OOJ	E19-OOJ: DPDT micro-switch. Includes mounting nuts and spring.	28.00
HDWE	Screw packs for mounting switches. Tamper-proof screws not included.	5.00
HDWE-SECURITY	Tamper-Proof Screw packs for mounting switches.	5.00
-WR	Water Resistant microswitch and wires. Add suffix WR to part number.	25.00
WR-KIT	Field installable water resistant microswitch and wires.	25.00







## BOXES FOR ACTIVATION SWITCHES

		LIST
1035		Universal 2" deep jamb box. Compatible w/59J Series and other jamb mount switches. 30.00
1010		1010: Compatible with 59J & 614-NSS Series switches 30.00
1015		1015: High profile universal square 2-piece box compatible with: 59, 59V, 1078, 216, 830, & 614 series switches. 35.00
1020		1020: Low profile box compatible with: 59, 216, & 614 Series switches. 35.00
1025		1025: Round boxes compatible with all 59R4 Series switches 35.00
1030		1030: Round boxes compatible with all 59R6 Series switches 35.00









## CLEARPATH RADIO CONTROLS - 300/390 MHz (Switches Not Included)

		LIST
CP/TX (59):		ClearPath transmitter, 1020 box, wire harness, 9V battery 80.00
CP/TX-R4 (59R4)		ClearPath transmitter, 1025 box, wire harness, 9V battery 80.00
CP/TX-R6 (59R6):		ClearPath transmitter, 1030 box, wire harness, 9V battery 80.00
CP/STX (59)		ClearPath Sequencing transmitter, 1020 box, wire harness, 9V battery 108.00
CP/STX-R4 (59R4)		ClearPath Sequencing transmitter, 1025 box, wire harness, 9V battery 108.00
CP/STX-R6 (59R6)		ClearPath Sequencing transmitter, 1030 box, wire harness, 9V battery 108.00
CP/TX-J		ClearPath transmitter, 1010 box, wire harness, 9V battery 80.00
CP/STX-J		Vestibule sequencing version of the CP/TX-J. Sequence the opening of vestibule doors, one after the other, from either direction. 108.00
CP/TX-V:		2 ClearPath transmitters, 1015 box, wire harnesses and 9V batteries. Individually operate 2 doors in a vestibule when used in combination with the 59V Vestibule Series Switches. 147.00
CP/TX-P		ClearPath transmitter, wire harness, and 9V battery installed on a mounting platform that spans the top of a 608 Series post assembly. 80.00
CP/STX-P		ClearPath vestibule sequencing transmitter, wire harness, and 9V battery installed on a mounting platform that spans the top of a 608 Series post assembly. 108.00
CP/TX-VP		2 ClearPath transmitters, wire harnesses and 9V batteries installed on a mounting platform that spans the top of the 608 Series post assembly. Individually operate 2 doors in a vestibule when used in combination with the 608 Series Vestibule Posts. 148.00
CP/TX-PCB		ClearPath transmitter only - no box 75.00
CP/TX-HH1		1-button hand-held micro-transmitter combines small overall size with a large easy to activate button. Small enough to wear on a neck chain (included). 84.00
CP/TX-HH2		2-button hand-held micro-transmitter combines small overall size with 2 large easy to activate buttons. Small enough to wear on a neck chain (included). 90.00
CP/RX		Operates as a standard receiver with a time delay of 0 to 20 seconds - 3 selectable frequencies: ClearPath HDRC™, 300 MHz, 390 MHz 83.00
CP/RXM		Multi-Mode Receiver with dual receiver capability and 2-relay output with 0-20 second timer - 3 selectable frequencies: ClearPath HDRC™, 300 MHz, 390 MHz 120.00
CP/RXR		CP/RXR: Multi-Mode Receiver 0-20 second timer and ratcheting relay function - 3 selectable frequencies: ClearPath HDRC™, 300 MHz, 390 MHz 94.00
RXM		Plug-in module kit to the ClearPath receiver to field activate dual receiver function and sequenced relay output with 0 to 20 second timer - 3 selectable frequencies: ClearPath HDRC™, 300 MHz, 390 MHz 48.00
RXR		Plug-in module kit to the ClearPath receiver to field activate the ratchet relay function - 3 selectable frequencies: ClearPath HDRC™, 300 MHz, 390 MHz 12.00







## CLEARPATH RADIO CONTROL KITS - 300/390 MHz

		LIST
CTP-H	 Single Door Kit: 2:59-H; 2:CP/TX; 1:CP/RX -H (std) may be substituted with HSS or P	352.00
CTP-R4-H	 Single Door Kit: 2:59R4-H; 2:CP/TX-R4; 1:CP/RX -H (std) may be substituted with HSS or P	352.00
CTP-R6-H	 Single Door Kit: 2:59R6-H; 2:CP/TX-R6; 1:CP/RX -H (std) may be substituted with HSS or P	380.00
CTP-J-H	 Single Door Kit: 2:59J-H; 2:CP/TX-J; 1:CP/RX -H (std) may be substituted with HSS or P	346.00
CTP-HV	 Vestibule Kit: 2:59-H; 2:CP/STX; 1:59V-H; 1:CP/TX-V; 2:CP/RX -H (std) may be substituted with HSS or P	730.00
CTP-J-HV	 Vestibule Kit: 2:59J-H; 1:59V-H; 2:CP/STX-J; 1:CP/TX-V; 2:CP/RX -H (std) may be substituted with HSS or P	730.00



## SPECTRUM RADIO CONTROLS - 2.4 GHz (Switches Not Included)

		LIST
S-TRX	 Spectrum transceiver, 1020 box, wire harness, 9v battery	120.00
S-TRX-R4	 Spectrum transceiver, 1025 box, wire harness, 9v battery	120.00
S-TRX-R6	 Spectrum transceiver, 1030 box, wire harness, 9v battery	120.00
S-TRX-J	 Spectrum jamb-mount transceiver, 1010 box, wire harness, 9v battery 59J-H activation plate sold separately.	120.00
S-TRX-V	 (2) Spectrum transceivers, 1015 box, wire harnesses, 9v battery 59V-H activation plate sold separately.	225.00
S-TRX-P	 Spectrum transceiver, wire harness, and 9v battery installed on a mounting platform that spans the top of a 608 Series post assembly.	120.00
S-TRX-VP	 (2) Spectrum Transceivers, wire harness, and 9v battery installed on a mounting platform that spans the top of a 608 Series post assembly.	225.00
S-TRX-HH	 1-button hand-held transceiver with lanyard	140.00
S-COR	 Spectrum S-COR Coordinator- functions similar to the standard radio control receiver. Provides two outputs. Compatible with NexGen NGS-IR-A and all S-TRX transceivers. Pairs with up to 64 transceivers.	175.00




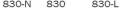
## SPECTRUM RADIO CONTROL KITS - 2.4 GHz

		LIST
STK-H	 STK-H - Single Door Kit: 2:59-H; 2:S-TRX; 1:S-COR -H (std) may be substituted with HSS or P	497.00
STK-R4-H	 STK-R4-H - Single Door Kit: 2:59R4-H; 2:S-TRX; 1:S-COR -H (std) may be substituted with HSS or P	497.00
STK-R6-H	 STK-R6-H - Single Door Kit: 2:59R6-H; 2:S-TRX; 1:S-COR -H (std) may be substituted with HSS or P	497.00
STK-J-H	 STK-J-H - Single Door Kit: 2:59J-H; 2:S-TRX; 1:S-COR -H (std) may be substituted with HSS or P	497.00
STK-HV	 STK-HV - Vestibule Kit: 2:59-H; 2:S-TRX; 1:59V-H; 1:S-TRX-V; 2:S-COR -H (std) may be substituted with HSS or P	960.00
STK-J-HV	 STK-J-HV - Vestibule Kit: 2:59J-H; 1:59V-H; 2:S-TRX-J; 1:S-TRX-V; 2:S-COR -H (std) may be substituted with HSS or P	960.00

## 614 SERIES PIEZO ACTIVATION SWITCHES

			LIST
614-SS		1" Dia. Waterproof Piezo Button Switch With 4-1/2" Square Stainless Steel Face Plate w/ 2 Decals	109.00
614-NSS		1" Dia. Waterproof Piezo Button Switch With 1-11/16" x 4 1/2" Stainless Steel Face Plate w/ 2 Decals	109.00












## 830 SERIES KEY SWITCHES

			LIST
830-A		Maintained Keyswitch & 4 1/2" Square Face Plate	65.00
830-B		Momentary Keyswitch & 4 1/2" Face Plate (Fits Single & 2-Gang Boxes)	65.00
830-AL		Maintained Keyswitch & 2 3/4" x 4 1/2" Face Plate	65.00
830-BL		Momentary Keyswitch & 2 3/4" x 4 1/2" Face Plate (Fits Single-Gang Box)	65.00
830-AN		Maintained Keyswitch 1-11/16" x 4 1/2" Face Plate	65.00
830-BN		Momentary Keyswitch 1-11/16" x 4 1/2" Face Plate (Fits 1 3/4" Door Frame)	65.00
RG		LED Option: Red/Green, RCM included; add suffix -RG to part number	
KEY-CYL		1-1/8" Mortise Key Cylinder With Adams-Rite Cam	

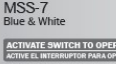



















## 830 SERIES - COMBO KEYSWITCH / 59 SERIES SWITCH

			LIST
830A-59J-H		Maintained Keyswitch & 59J-H With 4-1/2" Stainless Steel Back Plate	125.00
830B-59J-H		Momentary Keyswitch & 59J-H With 4-1/2" Stainless Steel Back Plate	125.00
830A-59J-HSS		Maintained Keyswitch & 59J-HSS With 4-1/2" Stainless Steel Back Plate	125.00
830B-59J-HSS		Momentary Keyswitch & 59J-HSS With 4-1/2" Stainless Steel Back Plate	125.00
830A-59J-P		Maintained Keyswitch & 59J-P With 4-1/2" Stainless Steel Back Plate	125.00
830B-59J-P		Momentary Keyswitch & 59J-P With 4-1/2" Stainless Steel Back Plate	125.00
830A-59J-W		Maintained Keyswitch & 59J-W With 4-1/2" Stainless Steel Back Plate	125.00
830B-59J-W		Momentary Keyswitch & 59J-W With 4-1/2" Stainless Steel Back Plate	125.00
830A-59J-WSS		Maintained Keyswitch & 59J-WSS With 4-1/2" Stainless Steel Back Plate	125.00
830B-59J-WSS		Momentary Keyswitch & 59J-WSS With 4-1/2" Stainless Steel Back Plate	125.00
830A-59J-PLAIN		Maintained Keyswitch & 59J-PLAIN With 4-1/2" Stainless Steel Back Plate	125.00
830B-59J-PLAIN		Momentary Keyswitch & 59J-PLAIN With 4-1/2" Stainless Steel Back Plate	125.00
RG		LED Option: Red/Green, RCM included; add suffix -RG to part number	
KEY-CYL		1-1/8" Mortise Key Cylinder With Adams-Rite Cam	

## DECALS (all decals are sold in quantities of 40 only)


			LIST
MSS-1-40		MSS-1 Blue & White	240.00
MSS-2-40		MSS-2 Yellow & Black	240.00
MSS-3-40		MSS-3 Green, Black & White	240.00
MSS-4-40		MSS-4 Red, Black & White Green, Black & White	240.00
MSS-5-40		MSS-5 Yellow, Black & Blue	240.00
MSS-6-40		MSS-6 Red & White	240.00
MSS-13-40		MSS-13 Red & White	240.00
MSS-13-40		MSS-13 Red & White	240.00
MSS-15-40		MSS-15 Red & White	240.00
MSS-5		MSS-5 White & Blue	
MSS-6		MSS-6 Red & White	

Automatic Door Decals / English & Spanish - Price shown is per decal



			LIST
MSS-7-40		MSS-7 Blue & White	320.00
MSS-8-40		MSS-8 Yellow & Black	320.00
MSS-9-40		MSS-9 Green, Black & White	320.00
MSS-10-40		MSS-10 Red, Black & White Green, Black & White	320.00
MSS-11-40		MSS-11 Yellow, Black & Blue	320.00
MSS-12-40		MSS-12 Red & White	320.00
MSS-14-40		MSS-14 Red & White	320.00
MSS-14-40		MSS-14 Red & White	320.00
MSS-14-40		MSS-14 Red & White	320.00
MSS-16-40		MSS-16 Red & White	320.00
MSS-7		MSS-7 Blue & White	
MSS-8		MSS-8 Yellow & Black	
MSS-9		MSS-9 Green, Black & White	
MSS-10		MSS-10 Red, Black & White Green, Black & White	
MSS-11		MSS-11 Yellow, Black & Blue	
MSS-12		MSS-12 Red & White	
MSS-14		MSS-14 Red & White	
MSS-14		MSS-14 Red & White	
MSS-14		MSS-14 Red & White	
MSS-16		MSS-16 Red & White	

## 607 SERIES LOW-COST BOLLARDS


LIST

<b>607-GR (Gray)</b> <b>607-BR (Dark Bronze)</b>		607 Series low-cost bollard. Gray powder coat finished. Includes cutout and retrofit style conduit box. Accepts any 59 series square activation plate. Radio control transmitter may be used. All accessories must be ordered separately.	375.00
---	---	---	--------












## 608 SERIES BOLLARDS

<b>608 SERIES BOLLARD</b>		To determine the 608 bollard part number, select a bollard, -B or -R, and add options below as needed. The part number will be the bollard model plus all options with a "-" between each section. <b>Example: 608-R-GR-SM-59H-NR</b> The list price is the sum total of bollard and all selected options.	<p>LIST</p>
608-B		608 Blank Bollard - no preps	425.00
608-R		608 Bollard with recessed prep for 59 series square activation switch	475.00
<b>608 BOLLARD OPTIONS</b>			
FINISH			
-GR		Gray powder coat finish	0.00
-BR		Dark Bronze powder coat finish	0.00
MOUNTING			
-SM		Surface mounting (bollard height is 42" and includes surface mount shoe)	0.00
-IG		In-Ground Mount (bollard height is 58" and in-ground shoe is included)	45.00
PUSH PLATE ADD			
-NP		No activation switch is added	0.00
-59xxx		Any 59 Series square activation switch - Enter actual part number of switch	71.00
-59Vxxx		Any 59 Series vestibule activation switch - Enter actual part number of switch	143.00
RADIO TRANSMITTER			
-NR		No radio transmitter	0.00
-CT		ClearPath transmitter	80.00
-CV		Spectrum Vestibule Transceiver	148.00
-CS		Spectrum Transceiver	113.00
-CSV		Spectrum Vestibule Dual Transceiver	216.00
NOTE - All radio receivers must be ordered separately.			
<b>628 SERIES BOLLARDS</b>			
Dual-Switch bollards feature all the benefits of the 608 bollard: rugged 1/8" thick tubular steel construction, LongLife™ finish and a rust shield. Meets California Building Code requirements for low energy door activation.			
628-H-GR		42" Bollard Assy w/two recessed 59-H switches, surface mounting	674.00
628-H-GR-IG		58" Bollard Assy w/two recessed 59-H switches, in-ground mounting	719.00
628-HT-GR		42" Bollard Assy w/two recessed 59-H switches, ClearPath Transmitter, surface mounting	758.00
628-HT-GR-IG		58" Bollard Assy w/two recessed 59-H switches, ClearPath Transmitter, in-ground mounting	803.00
<b>BOLLARD ACCESSORIES</b>			
608-CAP		Replacement black polycarbonate bollard cap.	57.00
6082-SHOE		Surface mounting shoe & installation hardware. Please specify color to ensure matching hardware-GR, BR.	57.00
6083-SHOE		In-ground mounting shoe and installation hardware. Please specify color to ensure matching hardware-GR, BR.	102.00

## 608 BOLLARD KITS

608-BR-H-KIT		608-R dark bronze powder coated steel bollard with (2) 59 Series square activation switches, (1) CP/TX ClearPath transmitter, (1) CP/TX-P, and (1) CP/RX. The "-H-" in the part number signifies the 59 faceplate style and can sub'd with the -HSS or the -P.	775.00
608-GR-H-KIT		608-R gray powder coated steel bollard with (2) 59 Series square activation switches, (1) CP/TX ClearPath transmitter, (1) CP/TX-P, and (1) CP/RX. The "-H-" in the part number signifies the 59 faceplate style and can sub'd with the -HSS or the -P.	775.00

## MODULES & ACCESSORIES

		LIST
DB11	 DB11: Flush-mount infrared emitter and receiver safety beam set with a 0' to 40' range.	155.00
GD11-GDB	 GD11-GDB: Surface-mount infrared emitter and receiver safety beam set with a 0' to 40' range and GDB mounting brackets included.	175.00
GD11S	GD11S: Surface mount infrared emitter and receiver safety beam set with a 0' to 40' range. GDB mounting bracket is NOT included.	160.00
2WIRE	 2WIRE Module: Enable power and signal with the use of 2 wires only. Great solution when retrofitting from a push plate to a wired touchless switch. Can be used with the 216 and NexGen wired touchless switches.	123.00
RCM	 Relay Conversion Module: allows a single input signal to operate two discrete outputs.	30.00
RIM	 Relay Isolation Module: use where higher current may exceed std. relay ratings	35.00
BRM	 BRM Bridge Rectifier Module: AC to DC converter. 100 Volts AC max.	20.00
TDM	TDM - Time Delay Module: Universal Time Delay Module provides up to 4 inputs that can be converted to sequential relay outputs. Each output is adjustable 0-99 seconds. The TDM can add additional time of 0-99 seconds, sequence electric locks and automatic doors or sequence vestibule doors all from a single device.	109.00
TDM-HC	 TDM-HC High-Current Time Delay Module: TDM with the output 1 relay rated for a current inrush of 20 amps, making the TDM-HC compatible with common older style exit devices.	175.00
RLM	 RLM module only. Safety beam set NOT included.	105.00
RLM-SB	RLM-SB: Safety beam set with 15' cable. RLM module NOT included.	147.00
SAM	 SAM - Secondary Activation Module: Timing Module to meet secondary activation requirements of "Knowing Act" swing doors. Intelligent Door Position™ monitoring circuitry determines the timing for turning on and off an approach sensor after initial door activation by a push plate while simultaneously monitoring the overhead safety sensor and locking out its signal during a door's closing cycle. Provides single source control of push plate, approach (secondary activation) sensor and overhead safety sensor.	98.00
PTM	 Privacy Timing Module & wire harness only.	150.00
PTM-KIT	 PTM-KIT: Includes module, wire harness, interior dual switch (59V-PTM), exterior combo switch (830B-59J-PTM), and door position switch.	350.00

### WARRANTY TERMS

Door related products are warrantied for 3 years from date of invoice.  
MS Sedco does not offer repairs on any door related products that are out of warranty.  
Any item being returned under warranty must have an RMA form filled out before sending back.  
For full warranty terms and an online RMA form, go to:  
<https://mssedco.com/return-repair-policy-form/>

### ONLINE ORDERING

#### NEW FOR 2022... ONLINE ORDERING PLATFORM

- ...Part number, description, and picture shown for each product
- ...Easier use of discount coupons for product promotions
- ...List prices shown for all products
- ...Upon checkout, your discount is automatically applied - Can easily be used to see your Net pricing without completing a checkout
- ...Available product options are listed with each product – easy prompt – point and click option auto-updates pricing
- ...No payment required at checkout – your Net 30 terms still apply (or call us after checkout to pay by credit card)
- ...Emailed confirmation sent to you after checkout
- ...Unlimited number of users per customer (username is your email address)
- ...When logged in, you can check your online order history at any time
- ...Quick link to online RMA form
- ...Site can be accessed by PC or smartphone

#### To sign up for our new online ordering system...

... Respond to this email with your company name and a list of email addresses you would like authorized for use with this platform  
... We will then get you set up in our system ASAP and will advise you via e-mail upon completion  
... Sign up now at <https://ms-sedco.com/online-store>

MS Sedco | 7898 Zionsville Road | Indianapolis, IN 46268 | 317.842.2545

Customer Service: [custsvc@mssedco.com](mailto:custsvc@mssedco.com)

Tech Support: [techsupport@mssedco.com](mailto:techsupport@mssedco.com)

Warranty/Repairs: [rma@mssedco.com](mailto:rma@mssedco.com)