



**BELGARD**  
PAVES THE WAY



# SHOP BY COLLECTION



## METROPOLITAN

Smooth finish. Straight lines.

Artforms™ Panel System ..... p. 12  
 Pavers ..... p. 16  
 Features ..... p. 58



## LEGACY

Soft edges. Split face.

Pavers ..... p. 28  
 Walls ..... p. 52  
 Features ..... p. 61



## NATURAL

Look of slate and worn stone. Sculpted.

Pavers ..... p. 20  
 Walls ..... p. 42  
 Features ..... p. 60



## PORCELAIN

High-definition. Unbeatable durability.

Pavers ..... p. 34  
 Features ..... p. 62



## HERITAGE

Antiqued. Tumbled.

Pavers ..... p. 26  
 Walls ..... p. 48  
 Features ..... p. 70



## ENVIRONMENTAL

Permeable. Eco-Friendly.

Pavers ..... p. 32

# SHOP BY APPLICATION



## 14 PAVERS

Metropolitan ..... p. 16  
 Natural ..... p. 20  
 Heritage ..... p. 26  
 Legacy ..... p. 28  
 Environmental ..... p. 32  
 Porcelain ..... p. 34

## 40 WALLS

Natural ..... p. 42  
 Heritage ..... p. 48  
 Legacy ..... p. 52

## 56 FEATURES

Artforms™ Panel System ..... p. 12  
 Coping ..... p. 58  
 Steps ..... p. 60  
 Elements ..... p. 64  
 Fire Features ..... p. 66  
 Lighting ..... p. 74  
 Paver Restoration ..... p. 76



# YOUR NEW OUTDOOR ROOM AWAITS

You've been dreaming about it. Get inspiration. Get design tips. Then, get ready to start living!



Composite Decking



Planter

Outdoor Room



- Living
- Office
- Kitchen
- Dining
- Garden
- Decking



Borders

[Belgard.com/Rooms](https://www.belgard.com/rooms)





METROPOLITAN FIRE PIT LIVING ROOM 6A



METROPOLITAN OFFICE SPACE 3A



NATURAL KITCHEN 5A



NATURAL DINING ROOM 1A



METROPOLITAN KITCHEN 10A

# BELGARD ROOMS

BROUGHT TO YOU BY  
BELGARD DESIGN STUDIO

## SHOP BY ROOM

### A NEW WAY TO DESIGN YOUR SPACE

With over 100 designs to choose from, Belgard Rooms can help you plan the ideal backyard addition. Choose from a variety of room sizes, styles and design features. Each room is designed to work alone or seamlessly pair with other rooms within the portfolio. For total backyard transformations, browse our library of beautifully coordinated Multi-Room Spaces.

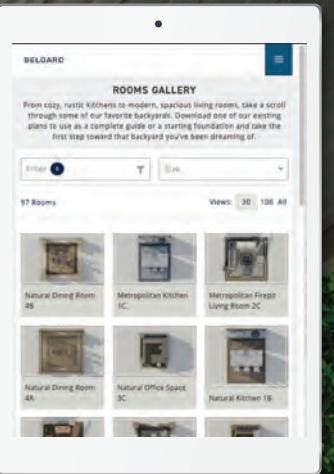
VIEW THE GALLERY AND BROWSE ANIMATED TOURS AT [Belgard.com/Rooms](https://Belgard.com/Rooms)

SEE ROOMS  
COME TO LIFE



BROWSE.  
PICK.  
CLICK.

Our full portfolio of room designs can help bring your vision to life.



*design tip*  
Your contractor can work with the Belgard Design Studio to adjust product selections and room features to fit your personal needs.

# COLOR

Keep the surrounding space in mind when choosing hardscape colors. Monochromatic and neutral tones can create a sleek, contemporary look. Whereas, contrasting hues work well for creating intricate eye-catching designs. Accessorize with our color of the year to complete your space.

2022



**JETSET**  
Belgard's Color of the Year

*Jetset is an energizing hue, full of optimism and the promise of a glorious day.*



2020



**TERRARIUM**

2021



**MARIGOLD**

*Our previous colors of the year will still be seen in this year's accessory color palette. For a more subdued look, pull from the soft greens of 2020. For an energized feel, sprinkle in pops of Marigold.*

# TEXTURE

Texture plays an integral role in outdoor living design. The textures chosen can add a dimensional aspect, a time-worn aesthetic or an element of sophistication.



SLATE / RUSTIC



SCULPTED



COBBLED



DIMPLED



SMOOTH / GRANA



STANDARD



DISTRESSED



TUMBLLED

# SCALE

Depending on the design goals, the shape and size of a paver can help make an outdoor space look more cozy, more open and contemporary, or more in harmony with the surrounding environment.


4" X 8"  
HOLLAND STONE



6" X 12"  
CATALINA® GRANA



7" X 14"  
LAFITT® GRANA



15 3/8" X 11 1/4"  
MEGA-ARBEL®




14" X 22"  
LAFITT® GRANA





METROPOLITAN



NATURAL



HERITAGE



LEGACY



ENVIRONMENTAL



PORCELAIN

# COLLECTIONS

BY BELGARD®

Organized by texture and style, each collection offers coordinated looks that pair well together or can be mixed and matched for a unique design.



METROPOLITAN COLLECTION



# ARTFORMS™


Artforms simplifies the design of contemporary outdoor living spaces. This unique modular panel system offers sleek lines and rich color blends to create eye-catching outdoor kitchens and limitless outdoor living features.

HGTV DREAM HOME PROUD SPONSOR 2022

[Belgard.com/HGTVdreamhome](http://Belgard.com/HGTVdreamhome)



SCANDINA GRAY

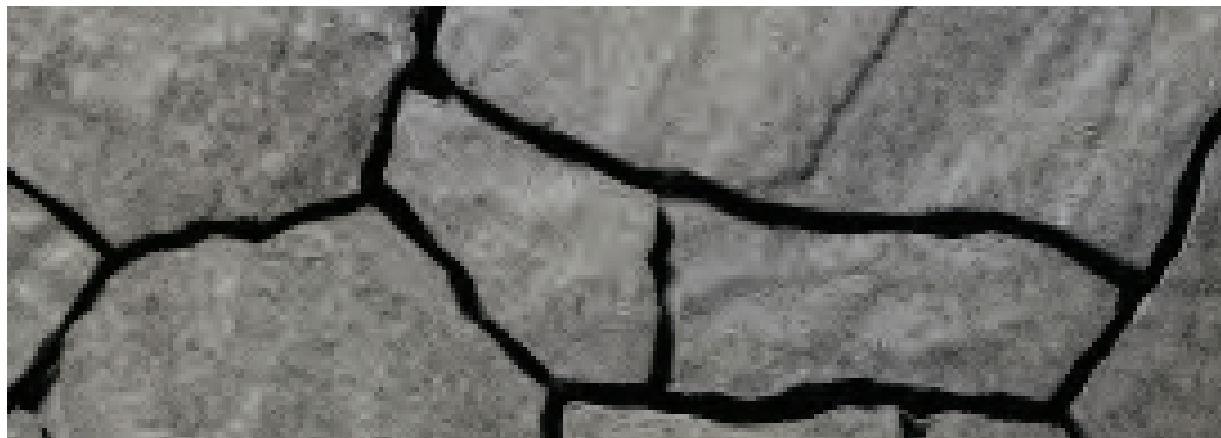


ROCKLAND BLACK  
*Only available in 6 x 36*

6 x 36

18 x 36

➔ VISIT [Beldgard.com/Artforms](http://Beldgard.com/Artforms) FOR MORE INSPIRATION



slate • smooth • tumbled



**METROPOLITAN**

**16**  
Catalina Grana®

**18**  
Lafitt® Grana

**NATURAL**

**20**  
Catalina™ Slate

**22**  
Lafitt® Rustic

**24**  
Mega-Arbel®

**HERITAGE**

**26**  
Old York™

**LEGACY**

**28**  
Holland Stone

**30**  
London Cobble™

**ENVIRONMENTAL**

**32**  
Aqua-Roc™ I

**PORCELAIN**

**34**  
Ardesie

**35**  
Glocal

**36**  
Noon

**37**  
Quarziti

**38**  
Verona

**PORCELAIN LEGEND**



**PAVERS**



*design tip*

Protect your investment with sealant. See page 76

# CATALINA GRANA<sup>®</sup>

PAVER / 60MM



6 x 12

9 x 12

12 x 12



BELLA BLEND



SABLE BLEND



SILEX BLEND





# LAFITT<sup>®</sup> GRANA

PAVER / 60MM



BELLA BLEND



SABLE BLEND



SILEX BLEND

7 3/8 x 14 7/8	14 7/8 x 14 7/8	14 7/8 x 22 5/16
----------------	-----------------	------------------

# FINISH YOUR SPACE

For a cohesive look, add finishing touches to your space with this coordinating product from the **Metropolitan Collection**.

## FEATURES



LAGUNA™ COPING PG. 58



# CATALINA™ SLATE

PAVER / 60MM




6 x 12

9 x 12

12 x 12



BELLA BLEND



SABLE BLEND



SILEX BLEND



# LAFITT® RUSTIC

SLAB / 60MM



7 3/8 x 14 7/8

14 7/8 x 14 7/8

14 7/8 x 22 5/16



BELLA BLEND



SABLE BLEND




SILEX BLEND





# MEGA-ARBEL<sup>®</sup>

PAVER / 60MM



BELLA BLEND



SILEX BLEND



# FINISH YOUR SPACE

For a cohesive look, add walls or finishing touches to your space with these coordinating products from the **Natural Collection**.

## WALLS



ASHLAR TANDEM™ PG. 42



BELAIR™ WALL PG. 44



DIAMOND PRO™ PS QUARRIED FACE PG. 46

## FEATURES



BORDEAUX™ SERIES PG. 66



LANDINGS™ STEP PG. 60



BRISTOL™ SERIES PG. 68



# OLD YORK™ PAVER / 60MM



CHARCOAL



SABLE BLEND



SILEX BLEND

3 15/16 x 7 7/8

# FINISH YOUR SPACE

For a cohesive look, add walls or finishing touches to your space with these coordinating products from the **Heritage Collection**.

## WALLS



BROOKSHIRE™ WALL PG. 48



WESTON™ WALL PG. 50

## FEATURES



BRIGHTON™ SERIES PG. 70



BROOKSHIRE™ FIRE PIT PG. 72



WESTON™ FIRE PIT PG. 73



*design tip*  
Illuminate your space.  
See page 74

# HOLLAND STONE

PAVER / 60MM



3 15/16 x 7 7/8



CHARCOAL



SABLE BLEND





# LONDON COBBLE™ PAVER / 60MM



*\*Only available in Bella Blend and Sable Blend*



BELLA BLEND



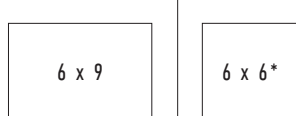
CHARCOAL



SABLE BLEND




SILEX BLEND




# FINISH YOUR SPACE

For a cohesive look, add walls or finishing touches to your space with these coordinating products from the **Legacy Collection**.

## WALLS



AB® CLASSIC PG. 52




DIAMOND® 9D PG. 53



DIAMOND PRO® PS STRAIGHT FACE PG. 54

## FEATURES



MARINA COPING PG. 61





# AQUA ROC™ I

PAVER / 80MM



4 1/2 x 9



SABLE BLEND



# ARDESIE

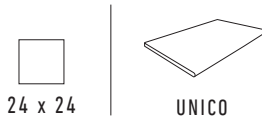
STONE FINISH



MIRAGE  
Porcelain Design Sustainability



**v4**  
AFRICAN STONE  
AD 03 NAT



# GLOCAL

CONCRETE FINISH



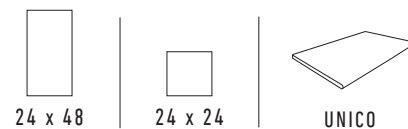
MIRAGE  
Porcelain Design Sustainability



**v2**  
IDEAL  
GC 03



**v2**  
CLASSIC  
GC 05





# NOON

WOOD FINISH



# QUARZITI 2.0


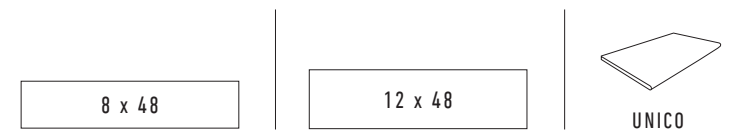
STONE FINISH



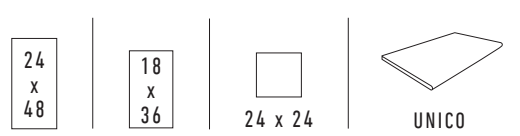
HGTV  
**DREAM HOME**  
PROUD SPONSOR 2021  
[Beldgard.com/HGTVdreamhome](http://Belgard.com/HGTVdreamhome)



**v4** DAYLIGHT  
NN 01 ST      **v4** EMBER  
NN 02 ST      **v3** HONEY  
NN 03 ST



**v3** GLACIER  
QR 01 NAT      **v3** MOUNTAINS  
QR 02 NAT      **v3** WATERFALL  
QR 03 NAT      **v3** RIVER  
QR 04 NAT






# VERONA™ STONE FINISH




MIRAGE®  
Porcelain Design. Sustainability

\* Only available in Blue Stone




v3  
BLUE STONE



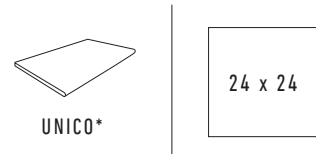
v3  
PLATINUM



v3  
TAOS



v4  
YUKON



# FINISH YOUR SPACE

For a cohesive look, add finishing touches to your space with this coordinating product from the **Porcelain Collection**.

## UNICO



PG. 62





**NATURAL**

**42**  
Ashlar Tandem™

**44**  
Belair Wall®

**46**  
Diamond Pro® PS  
Quarried Face

**HERITAGE**

**48**  
Brookshire™

**50**  
Weston Stone™

**LEGACY**

**52**  
AB® Collection

**53**  
Diamond® 9D

**54**  
Diamond Pro® PS  
Straight Face

*freestanding • retaining • garden*



**WALLS**

*design tip*

Enhance beauty and functionality with hardscape lighting. See page 74


COORDINATING WALL CAP AVAILABLE

# ASHLAR TANDEM™

FREESTANDING / RETAINING WALL



7 x 13<sup>3</sup>/<sub>16</sub> x 2<sup>5</sup>/<sub>16</sub> | 7 x 15<sup>13</sup>/<sub>16</sub> x 2<sup>5</sup>/<sub>16</sub> | 7 x 18<sup>7</sup>/<sub>16</sub> x 2<sup>5</sup>/<sub>16</sub> See cap and construction pieces on page 90



BELLA BLEND



SABLE BLEND



SILEX BLEND



# BELAIR WALL<sup>®</sup>


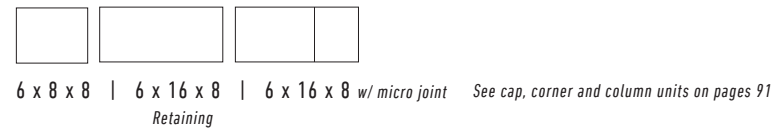
RETAINING / FREESTANDING WALL




COORDINATING  
CORNER PIECES  
AVAILABLE



COORDINATING  
WALL CAP AVAILABLE



BELLA BLEND



SABLE BLEND




SILEX BLEND




# DIAMOND PRO<sup>®</sup> PS

QUARRIED FACE  
RETAINING WALL




8 x 18 x 12

See cap and corner on page 92



BELLA BLEND



SABLE BLEND



SILEX BLEND



COORDINATING  
WALL CAP AVAILABLE

COORDINATING  
CORNER PIECES  
AVAILABLE





# BROOKSHIRE™

FREESTANDING / RETAINING WALL



COORDINATING  
CAP AVAILABLE



6 x 6 / 4 x 9 | 6 x 12 / 10 x 9 | 6 x 16 / 14 x 9 See caps, corners, and accessories on page 91



BELLA BLEND



SABLE BLEND



SILEX BLEND



*design tip*  
Illuminate your space.  
See page 74

# WESTON STONE™

FREESTANDING / RETAINING WALL



4 x 8 x 12



SABLE BLEND



SILEX BLEND



# AB<sup>®</sup> CLASSIC COLLECTION

RETAINING WALL



*\*Product only available in NJ and Long Island, NY.*



SABLE BLEND



SHEFFIELD

8 x 18 x 12

*See cap and corner on page 90*

# DIAMOND<sup>®</sup> 9D

RETAINING WALL



BELLA BLEND



SABLE BLEND

6 x 17 1/4 x 9

*See cap on page 92*



# DIAMOND PRO<sup>®</sup> PS

STRAIGHT FACE  
RETAINING WALL



See caps and corners on page 92




8 x 18 x 12

*\*Not available in Upstate NY. Please see separate specification sheet for products in this region.*



BELLA BLEND



SABLE BLEND





**COPING**

**58**  
Laguna™ Coping

**61**  
Marina™ Coping

**62**  
Unico

**STEPS**

**60**  
Landings™ Step Unit

**ELEMENTS**

**64**  
Bordeaux™ Series

**66**  
Bordeaux™ Series

**68**  
Bristol™ Series

**70**  
Brighton™ Series

**FIRE FEATURES**

**72**  
Brookshire™ Fire  
Pit Kit

**73**  
Weston Stone® Fire  
Pit Kit

**LIGHTING**

**74**

**PAVER RESTORATION**

**76**

*accents • features • accessories*




**CUSTOMIZE YOUR SPACE**

# LAGUNA™


COPING / 60MM



14<sup>3</sup>/<sub>16</sub> x 23<sup>5</sup>/<sub>16</sub>



ALPINE



STERLING





Belgard.com/HGTVDreamhome


# LANDINGS™ STEP UNIT



BELLA BLEND




SABLE BLEND




SILEX BLEND

6 x 48 x 18

# MARINA™ COPING / 60MM



CHARCOAL



SABLE BLEND

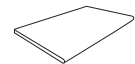


SILEX BLEND

5 15/16 x 11 13/16




# UNICO ACCENT




UNICO

## ARDESIE



**v4** AFRICAN STONE  
AD 03 NAT

## VERONA




**v3** BLUE STONE

## GLOCAL



**v2** IDEAL  
GC 03



**v2** CLASSIC  
GC 05

## NOON



**v4** DAYLIGHT  
NN 01 ST



**v4** EMBER  
NN 02 ST



**v3** HONEY  
NN 03 ST


## QUARZITI




**v3** GLACIER  
QR 01 NAT



**v3** MOUNTAIN  
QR 02 NAT



**v3** WATERFALL  
QR 03 NAT



**v3** RIVER  
QR 04 NAT







HOTV  
**DREAM HOME**  
2022  
PROUD SPONSOR

**DOUBLE BURNER**  
Provides the convenience of range top cooking and grilling simultaneously

**32" PRO GRILL**  
Also available in 40" - liquid propane or natural gas

**DOUBLE DRAWERS**  
Extra storage for cooking accessories

**DOUBLE DOORS**  
Convenient access to your island, utilities, and grill




**PLUS**  
SHOP PRE-BUILT FIRE FEATURES ON THE FOLLOWING PAGES  
See pages 66-71

# ELEMENTS

Outdoor Essentials for Belgard

Complete your project with essential finishing touches designed to work seamlessly with a variety of Belgard products. Elements enhance both beauty and functionality for better outdoor living.



**NEW**  
**LINEAR FIRE PIT INSERT**  
with Artforms™ Modular System

VISIT [Belgard.com/Elements](http://Belgard.com/Elements)  
FOR THE FULL PRODUCT OFFERING

### Outdoor Cooking



Grills, ovens, & burners available online to outfit all outdoor cooking styles

### Storage




Refrigeration, doors & drawers available online for every access or storage need

### Bar & Sink



Bar prep & sinks available online in multiple styles and sizes

### Accessories



Accessories available online for all outdoor cooking needs

### Fire Pit Kits



Gas insert kits available online in round, square, and linear shapes



# BORDEAUX™ SERIES

KITCHEN & FIRE FEATURES



SIENNA / BUFF




PEWTER / MIDNIGHT




SIENNA / MIDNIGHT

*PLEASE NOTE: All of our fireplaces and fire pits come standard as wood-burning units. However, our fireplaces and fire pits can be retro-fitted for gas burning log sets and burners. Please contact us for more details at 877-235-4273.*

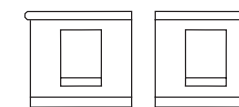
*Be sure to check with your local municipality for any codes that may affect your installation. Grill island includes stainless grill and door set. Grill is available in propane or natural gas. Must be specified when placing order.*



GRILL ISLAND  
2'6"D X 5'11"W X 3'5"H  
(Grill and doors included)



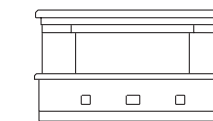
FIREPLACE  
2'7"D X 4'3"W X 7'8"H  
Also available in XL:  
Approximately 9 ft. tall



WOOD BOXES  
2'1 1/2"D X 3'3"W X 3'1"H EACH  
Sold as a pair  
Also available in XL



LINEAR FIRE TABLE  
2'11"D X 6'2"W X 2'5"H



LINEAR FIREPLACE  
3'6 1/2"D X 7'8"W X 4'5 1/4"H




# BRISTOL™ SERIES

## KITCHEN & FIRE FEATURES




GASCONY TAN / ASHBURY HAZE



COTSWOLD MIST / BROOKSTONE SLATE



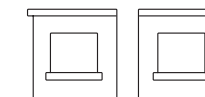
GRILL ISLAND  
3'D X 6'4"W X 4'4"H  
*(Grill and doors included)*



FIREPLACE  
3'D X 5'W X 9'3"H



HEARTH  
2'D X 5'W X 11"H



WOOD BOXES  
2'4"D X 3'W X 3'3"H EACH  
*Sold as a pair*

*PLEASE NOTE: All of our fireplaces and fire pits come standard as wood-burning units. However, our fireplaces and fire pits can be retro-fitted for gas burning log sets and burners. Please contact us for more details at 877-235-4273.*


*Be sure to check with your local municipality for any codes that may affect your installation. Grill island includes stainless grill and door set. Grill is available in propane or natural gas. Must be specified when placing order.*




# BRIGHTON™ SERIES FIREPLACE



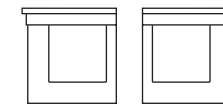
GASCONY TAN / ASHBURY HAZE



COTSWOLD MIST / BROOKSTONE SLATE



FIREPLACE  
3'4" D X 4'4" W X 8'4" H



WOOD BOXES  
2'4" D X 2'8" W X 2'11" H EACH  
Sold as a pair

*PLEASE NOTE: All of our fireplaces and fire pits come standard as wood-burning units. However, our fireplaces and fire pits can be retro-fitted for gas burning log sets and burners. Please contact us for more details at 877-235-4273.*

*Be sure to check with your local municipality for any codes that may affect your installation.*



# BROOKSHIRE™ FIRE PIT KIT



**ROUND FIRE PIT:**  
15" Tall  
Outside is 50.5" in diameter  
Inside is 26.5" in diameter  
*Metal insert and cooking grate sold separately*



BELLA BLEND



SABLE BLEND



SILEX BLEND

3 x 13 / 7 x 12

# WESTON STONE™ FIRE PIT KIT

*design tip*  
Upgrade to a gas insert.  
Visit [Belgard.com/Elements](http://Belgard.com/Elements)



SABLE BLEND



SILEX BLEND

4 x 8 x 12

**SQUARE FIRE PIT:**  
Outside is 44" in diameter  
Stacks up to 4 rows high  
*Cooking grate and square insert sold separately*

# LIGHT *up the* NIGHT



## LOW VOLTAGE PATHWAY LIGHTS\* for Pathways, Patio Edges & Flower Beds



Traditional Path Light



Classic Path Light



Modern Path Light



## ACCENT/SPOT LIGHTS\* for Plants, Trees, Houses & Landscape Features



Traditional Accent Light



High Power Accent Light



Wall Wash Light



## PAVER LIGHTS for Walkways



6-Inch



8-Inch



9-Inch



## HARDSCAPE LIGHTS for Steps & Walls



Traditional  
7-Inch

## PILLAR LIGHTS for Pillars & Columns



Traditional Pillar Light



Modern Pillar Light



Noble Pillar Light

*\*Available in black and bronze finish*



## BLUETOOTH® TRANSFORMERS

App based transformer allows for easy set-up and programming

Smart Bluetooth wireless landscape lighting transformer with a dashboard to check status and manually control the lights



150 & 300 Watt



 VISIT [Belgard.com/Lighting](http://Belgard.com/Lighting)  
FOR THE FULL PRODUCT OFFERING



# INSTALLATION & RESTORATION



Trusted and proven products that speed installation and keep outdoor spaces looking beautiful for years to come.



## JOINTING PRODUCTS



The smart choice for everyday installations

High-performance, the only real no haze, no dust alternative

No compaction – true alternative to mortar, stone dust and polymeric stone dust

Jointing compound under wet or dry conditions

## SEALERS



Matte finish

Enhanced color with satin finish

Natural color with satin finish

Enhanced color with gloss finish



## ADHESIVES



Hardscape foam adhesive

Vertical hardscape adhesive

## EDGING & ACCESSORIES



Edging & spacers

Edging material for finished look

Dry mudset for concrete overlays

## STAIN REMOVERS



Organic stain remover

Paint, tar and rubber remover

Rust remover

For motor oil and grease

Professional grade oil and grease remover for deeply set petroleum-based products

## CLEANERS



Paver restorer removes haze created by some polymeric sands

Paver Prep dislodges efflorescence and ground-in dirt




# DESIGN *ideas &* INSPIRATION



Left: Lafitt® Rustic Slab in Silex Blend with London Cobble™ in Charcoal, Marina™ Coping in Charcoal, and Bordeaux® Fireplace in Sienna/Midnight  
Top: Mega-Arbel® in Sable Blend  
Bottom: Tandem™ Wall in Sable Blend and Lafitt® Rustic Slab in Sable Blend







Above: Artforms™ in Scandina Gray  
 Right: Mirage® Noon in Daylight  
 Right Top: Mega-Arbel® in Bella Blend  
 Right Bottom: Tandem™ Wall in Bella Blend and Mirage®  
 Verona in Platinum



Lafitt® Rustic in Sable Blend with Tandem™ Wall in Sable Blend



Mirage® Noon in Ember



Mirage® Verona in Platinum



Bordeaux® Fireplace in Sienna/Midnight and Tandem™ Wall in Bella Blend

Landings® Step Unit in Sable Blend





PAIRING  
*pavers with* DECKING



  
**MoistureShield**  
 COMPOSITE DECKING  
 MoistureShield.com

*design tip*  
 Mixing pavers with materials like composite decking can create a unique look






# HARDSCAPE HEROES

## CONGRATULATIONS TO THE 2021 WINNERS!


With the Hardscape Hero program, Belgard Contractors submit their work to compete for the monthly award. One winner is selected each month by a panel of hardscape professionals.




**March**  
LASNICKI LANDSCAPE  
Hastings, NY




**April**  
DITOMASCO LANDSCAPE GROUP  
Oakland, NJ




**May**  
HETRICKS HARDSCAPING  
Pottstown, PA



**June**  
SPECIALIZED LANDSCAPING  
Long Branch, NJ



**July**  
EAST COAST POOL CONCEPTS  
Manalapan, NJ



**August**  
ARTISTIC PAVERS  
Lavalette, NJ

## PAVERS PALLET INFORMATION / ESTIMATING CHART

AQUA ROC® I			SQFT/ PALLET	SQFT/ LAYER	LAYER/ PALLET	UNITS/ PALLET	WEIGHT/ PALLET
60MM		4½ x 9 x 3¾	90	11.25	8	320	3000



ARDESIE			GROSS WEIGHT / BOX	PIECES / BOX	SQ FT / BOX	BOXES / FULL PALLET	SQ FT / PALLET	GROSS WEIGHT / PALLET
24 X 24		23.54 x 23.54 x ¾	33 kg / 72 lbs	2	7.75	30	232.5	980 kg / 2160 lbs




CATALINA GRANA®			SQFT/ PALLET	SQFT/ LAYER	LAYER/ PALLET	UNITS/ PALLET	WEIGHT/ PALLET
3-PIECE		6 x 12 x 2¾	30	3	-	60	-
		9 x 12 x 2¾	30	3	-	40	-
		12 x 12 x 2¾	60	6	-	60	-
<b>TOTAL</b>			<b>120</b>	<b>12</b>	<b>10</b>	<b>160</b>	<b>3200</b>




CATALINA™ SLATE			SQFT/ PALLET	SQFT/ LAYER	LAYER/ PALLET	UNITS/ PALLET	WEIGHT/ PALLET
3-PIECE		6 x 12 x 2¾	30	3	-	60	-
		9 x 12 x 2¾	30	3	-	40	-
		12 x 12 x 2¾	60	6	-	60	-
<b>TOTAL</b>			<b>120</b>	<b>12</b>	<b>10</b>	<b>160</b>	<b>3200</b>



GLOCAL			GROSS WEIGHT / BOX	PIECES / BOX	SQFT / BOX	BOXES / FULL PALLET	SQFT / PALLET	PALLET GROSS WEIGHT
24 X 24		23.54 x 23.54 x ¾	33 kg / 72 lbs	2	7.75	30	232.5	980 kg / 2160 lbs
24 X 48		23.54 x 47.17 x ¾	34 kg / 74 lbs	1	7.75	35	271.25	1189 kg / 2621 lbs


## PAVERS PALLET INFORMATION / ESTIMATING CHART

HOLLAND STONE			SQFT/ PALLET	SQFT/ LAYER	LAYER/ PALLET	UNITS/ PALLET	WEIGHT/ PALLET
60MM		3 <sup>15</sup> / <sub>16</sub> x 7 <sup>7</sup> / <sub>8</sub> x 2 <sup>3</sup> / <sub>8</sub>	120	20	6 bands	540	3285
80MM SPECIAL ORDER		3 <sup>15</sup> / <sub>16</sub> x 7 <sup>7</sup> / <sub>8</sub> x 3 <sup>1</sup> / <sub>8</sub>	97	12	8	432	3188


LAFITT™ GRANA SLAB			SQFT/ PALLET	SQFT/ LAYER	LAYER/ PALLET	UNITS/ PALLET	WEIGHT/ PALLET
3-PIECE		7 <sup>3</sup> / <sub>8</sub> x 14 <sup>7</sup> / <sub>8</sub> x 2 <sup>3</sup> / <sub>8</sub>	-	-	-	30	-
		14 <sup>7</sup> / <sub>8</sub> x 14 <sup>7</sup> / <sub>8</sub> x 2 <sup>3</sup> / <sub>8</sub>	-	-	-	30	-
		14 <sup>7</sup> / <sub>8</sub> x 22 <sup>5</sup> / <sub>16</sub> x 2 <sup>3</sup> / <sub>8</sub>	-	-	-	20	-
TOTAL			116.57	11.66	10	80	2900



LAFITT® RUSTIC SLAB			SQFT/ PALLET	SQFT/ LAYER	LAYER/ PALLET	UNITS/ PALLET	WEIGHT/ PALLET
3-PIECE MODULAR		7 <sup>3</sup> / <sub>8</sub> x 14 <sup>7</sup> / <sub>8</sub> x 2 <sup>3</sup> / <sub>8</sub>	-	-	-	30	-
		14 <sup>7</sup> / <sub>8</sub> x 14 <sup>7</sup> / <sub>8</sub> x 2 <sup>3</sup> / <sub>8</sub>	-	-	-	30	-
		14 <sup>7</sup> / <sub>8</sub> x 22 <sup>5</sup> / <sub>16</sub> x 2 <sup>3</sup> / <sub>8</sub>	-	-	-	20	-
TOTAL			116.57	11.66	10	80	2900



LONDON COBBLE			SQFT/ PALLET	SQFT/ BAND	BANDS/ PALLET	UNITS/ PALLET	WEIGHT/ PALLET
SQUARE		6 x 6 x 2 <sup>3</sup> / <sub>8</sub>	120	15	8	480	3240
RECTANGLE		6 x 9 x 2 <sup>3</sup> / <sub>8</sub>	112	22.4	5	300	3015


OLD YORK™			SQFT/ PALLET	SQFT/ LAYER	LAYER/ PALLET	UNITS/ PALLET	WEIGHT/ PALLET
4 X 8		3 <sup>15</sup> / <sub>16</sub> x 7 <sup>7</sup> / <sub>8</sub> x 2 <sup>3</sup> / <sub>8</sub>	120	12	10	540	3190

## PAVERS PALLET INFORMATION / ESTIMATING CHART

MEGA-ARBEL® PATIO SLAB			SQFT/ PALLET	SQFT/ LAYER	LAYER/ PALLET	UNITS/ PALLET	WEIGHT/ PALLET
60MM		15 <sup>3</sup> / <sub>8</sub> x 21 x 2 <sup>3</sup> / <sub>8</sub>	104.4	8.69	12	72	2818
80MM	Special Order	15 <sup>3</sup> / <sub>8</sub> x 21 x 3 <sup>1</sup> / <sub>8</sub>	77.4	-	9	54	2950

NOON		GROSS WEIGHT / BOX	PIECES / BOX	SQ FT / BOX	BOXES / FULL PALLET	SQ FT / PALLET	GROSS WEIGHT / PALLET
8 X 48		21 kg / 46 lbs	2	5.06	30	151.8	642 kg / 1415 lbs
		34 kg / 74 lbs	2	7.75	36	279	1208 kg / 2664 lbs






QUARZITI 2.0		GROSS WEIGHT / BOX	PIECES / BOX	SQ FT / BOX	BOXES / FULL PALLET	SQ FT / PALLET	GROSS WEIGHT / PALLET
12 X 24		24.58 kg / 54.19 lbs	3	5.81	40	232.5	998 kg / 2201 lbs
		33 kg / 72 lbs	2	7.75	30	232.5	980 kg / 2160 lbs
MODULAR		37 kg / 81.4 lbs	2	8.7	27	234.9	1014 kg / 2235 lbs
		33 kg / 72 lbs	2	7.75	20	279	708 kg / 1560 lbs
							





UNICO		GROSS WEIGHT / BOX	PIECES / BOX	SQ FT / BOX	BOXES / FULL PALLET	SQ FT / PALLET	GROSS WEIGHT / PALLET
UNICO		24 kg / 52 lbs	3	6.37	40	254.82	943 kg / 2400 lbs

VERONA		GROSS WEIGHT / BOX	PIECES / BOX	SQ FT / BOX	BOXES / FULL PALLET	SQ FT / PALLET	GROSS WEIGHT / PALLET
24 X 24		33 kg / 72 lbs	2	7.75	30	232.5	980 kg / 2160 lbs










## WALLS PALLET INFORMATION / ESTIMATING CHART






AB® COLLECTION			SQFT/ PALLET	SQFT/ LAYER	LAYER/ PALLET	UNITS/ PALLET	UNITS/ SQFT	LINEAR FT/ PALLET	WEIGHT/ UNIT	WEIGHT/ PALLET
CLASSIC		8 x 18 x 12	40	8	5	40	-	-	-	3160
AB CORNER		8 x 16 x 8	-	-	2	24	-	-	-	1584
AB CAP		4 x 17½ x 12	-	-	7	56	-	82	-	3136

ASHLAR TANDEM™			SQFT/ PALLET	SQFT/ LAYER	LAYER/ PALLET	UNITS/ PALLET	UNITS/ SQFT	LINEAR FT/ PALLET	WEIGHT/ UNIT	WEIGHT/ PALLET
UNIT 1		7 x 13⅓ x 3	-	-	-	30	-	-	-	-
UNIT 2		7 x 15⅓ x 3	-	-	-	30	-	-	-	-
UNIT 3		7 x 18⅞ x 3	-	-	-	30	-	-	-	-
<b>TOTAL</b>			<b>70 Veneer / 35 SRW</b>	-	<b>6</b>	<b>90</b>	-	-	-	<b>2082</b>
CAP		15 x 24 x 3¼	-	-	8	32	-	64	-	2920
COLUMN CAP		24 x 24 x 3¼	-	-	8	16	-	-	149	2400




ARTFORMS™			SQFT/ PALLET	SQFT/ LAYER	LAYER/ PALLET	UNITS/ PALLET	UNITS/ SQFT	WEIGHT/ LAYER	WEIGHT/ PALLET
OPEN END		76 x 457 x 914mm 3 x 18 x 36"	-	-	-	9	-	-	-
CLOSE END		76 x 457 x 914mm 3 x 18 x 36"	-	-	-	9	-	-	-
<b>TOTAL</b>			<b>81</b>	-	<b>9</b>	<b>18</b>	-	-	<b>2711</b>
OPEN END		76 x 152 x 914mm 3 x 6 x 36"	-	-	-	3	-	-	-
CLOSE END		76 x 152 x 914mm 3 x 6 x 36"	-	-	-	18	-	-	-
<b>TOTAL</b>			<b>31.5</b>	-	<b>3</b>	<b>21</b>	-	-	<b>1095</b>

## WALLS PALLET INFORMATION / ESTIMATING CHART





BELAIR WALL®			SQFT/ PALLET	SQFT/ LAYER	LAYER/ PALLET	UNITS/ PALLET	UNITS/ SQFT	LINEAR FT/ PALLET	WEIGHT/ UNIT	WEIGHT/ PALLET
6" FSW		6 x 8 / 6 x 11	-	-	-	-	-	-	-	-
		6 x 16 / 14 x 11	-	-	-	-	-	-	-	-
<b>TOTAL</b>			<b>18</b>	<b>6</b>	<b>3</b>	<b>36</b>	-	-	-	<b>1580</b>
6" SRW		6 x 6 x 8	-	-	-	15	0.25	20	-	1360
		6 x 10 x 8	-	-	-	15	0.42	31	-	-
6" SRW CONT'D		6 x 16 x 8	-	-	-	30	0.67	52	-	-
	<b>TOTAL</b>			<b>30</b>	-	-	-	-	-	-
CORNER		6 x 16 x 8	-	-	2	20	-	-	-	1360
CAP		3 x 7 / 8 x 13½	-	-	8	144	-	90	-	3240
CAP END		3 x 8 x 13½	-	-	2	36	-	-	-	882
WALL END		6 x 8 x 11	-	-	2	42	-	-	-	1550


BROOKSHIRE™			SQFT/ PALLET	SQFT/ LAYER	LAYER/ PALLET	UNITS/ PALLET	UNITS/ LAYER	UNITS/ SQFT	WEIGHT/ UNIT	WEIGHT/ PALLET
6" WALL		6 x 6 / 4 x 9	-	-	-	25	5	-	-	-
		6 x 12 / 10 x 9	-	-	-	25	5	-	-	-
		6 x 16 / 14 x 9	-	-	-	25	5	-	-	-
<b>TOTAL</b>			<b>32</b>	<b>6.4</b>	<b>5</b>	<b>75</b>	<b>15</b>	-	-	<b>3380</b>
6" CORNER		6 x 15 / 14 x 9	-	-	4	48	-	-	-	2360
XL CAP		3 x 18 / 12 x 13	-	-	6	54	-	70	-	2400


## WALLS PALLET INFORMATION / ESTIMATING CHART

DIAMOND® 9D			SQFT/ PALLET	SQFT/ LAYER	LAYER/ PALLET	UNITS/ PALLET	UNITS/ SQFT	LINEAR FT/ PALLET	WEIGHT/ UNIT	WEIGHT/ PALLET
UNIT		6 x 17¼ x 9	44.4	8.88	5	60	.74	-	-	3140
6" CORNER		6 x 17¼ x 8	-	-	4	40	-	-	-	2940
XL CAP		3 x 18 / 12 x 13	-	-	6	54	-	70	-	2400

DIAMOND PRO® PS STRAIGHT			SQFT/ PALLET	SQFT/ LAYER	LAYER/ PALLET	UNITS/ PALLET	UNITS/ SQFT	LINEAR FT/ PALLET	WEIGHT/ UNIT	WEIGHT/ PALLET
BLOCK		8 x 18 x 12	48	12	4	48	-	-	-	3695
CORNER		8 x 18 x 9	-	-	3	36	-	-	-	3720
4" CAP		4 x 17¼ / 12 x 10¾	-	-	9	72	-	-	-	3180

DIAMOND PRO® PS QUARRIED			SQFT/ PALLET	SQFT/ LAYER	LAYER/ PALLET	UNITS/ PALLET	UNITS/ SQFT	LINEAR FT/ PALLET	WEIGHT/ UNIT	WEIGHT/ PALLET
BLOCK		8 x 18 x 12	36	9	4	36	1	-	-	2680
CORNER		8 x 18 x 9	-	-	2	24	-	-	-	2480
4" CAP		4 x 17¼ / 12 x 10¾	-	-	6	54	-	68	-	2386
PINS		5" L x .05" dia.	-	-	-	100 per box	-	-	-	-

WESTON STONE™			SQFT/ PALLET	SQFT/ LAYER	LAYER/ PALLET	UNITS/ PALLET	UNITS/ SQFT	LINEAR FT/ PALLET	WEIGHT/ UNIT	WEIGHT/ PALLET
UNIT		4 x 12 x 8	-	-	6	120	3	120	-	3720

U START BASE BLOCK			SQFT/ PALLET	SQFT/ LAYER	LAYER/ PALLET	UNITS/ PALLET	UNITS/ SQFT	LINEAR FT/ PALLET	WEIGHT/ UNIT	WEIGHT/ PALLET
BLOCK		3½ x 18¾ x 12	-	-	-	56	-	86.24	-	3052




## KITCHEN & FIRE FEATURES PALLET INFORMATION / ESTIMATING CHART




BORDEAUX™ SERIES	BODY / ACCENT COLOR	UNIT WEIGHT
Fireplace	Sienna / Buff	4200
Wood Boxes	Sienna / Buff	3070
Grill Island (Summerset)	Sienna / Buff	3055
Grill Island (LP)	Sienna / Buff	3055
Fireplace	Sienna / Midnight	4200
Wood Boxes	Sienna / Midnight	3070
Grill Island (Summerset)	Sienna / Midnight	3055
Grill Island (LP)	Sienna / Midnight	3055
Fireplace	Pewter / Midnight	4200
Wood Boxes	Pewter / Midnight	3070
Grill Island (Summerset)	Pewter / Midnight	3055
Grill Island (LP)	Pewter / Midnight	3055

BRIGHTON™ SERIES	BODY / ACCENT COLOR	UNIT WEIGHT
Fireplace	Gascony / Ashbury	5825
Wood Boxes	Gascony / Ashbury	3200
Fireplace	Cotswold / Brookstone	5825
Wood Boxes	Cotswold / Brookstone	3200
Fireplace	Pewter / Midnight	5825
Wood Boxes	Pewter / Midnight	3200


## KITCHEN & FIRE FEATURES PALLET INFORMATION / ESTIMATING CHART


BRISTOL™ SERIES		BODY / ACCENT COLOR	UNIT WEIGHT
	Fireplace	Gascony / Ashbury	7245
	Wood Boxes	Gascony / Ashbury	3950
	Hearth	Gascony / Ashbury	1180
	Grill Island (Summerset)	Gascony / Ashbury	4125
	Grill Island (LP)	Gascony / Ashbury	4125
	Fireplace	Cotswold / Brookstone	7245
	Wood Boxes	Cotswold / Brookstone	3950
	Hearth	Cotswold / Brookstone	1180
	Grill Island (Summerset)	Cotswold / Brookstone	4125
	Grill Island (LP)	Cotswold / Brookstone	4125


BROOKSHIRE™ FIRE PIT		SOFT/PALLET	SOFT/LAYER	LAYER/PALLET	UNITS/PALLET	WEIGHT/PALLET
BLOCK	 3 x 13 / 7 x 12	-	-	-	60	2100
INSERT	 Sold Separately	-	-	-	-	-
GRATE	 Sold Separately	-	-	-	-	-

WESTON STONE™ FIRE PIT		SOFT/PALLET	SOFT/LAYER	LAYER/PALLET	UNITS/PALLET	WEIGHT/PALLET
BLOCK	 4 x 8 x 12	-	-	-	48	1416
INSERT	 Sold Separately	-	-	-	-	-
GRATE	 Sold Separately	-	-	-	-	-

## ACCESSORIES PALLET INFORMATION / ESTIMATING CHART

LANDINGS™ STEP		SOFT/PALLET	SOFT/LAYER	LAYER/PALLET	UNITS/PALLET	WEIGHT/PALLET	LNFT/PALLET (SOLDIER)	LNFT/PALLET (SAILOR)
STEP UNIT	 6 x 48 x 18	-	-	2	2	860	-	-

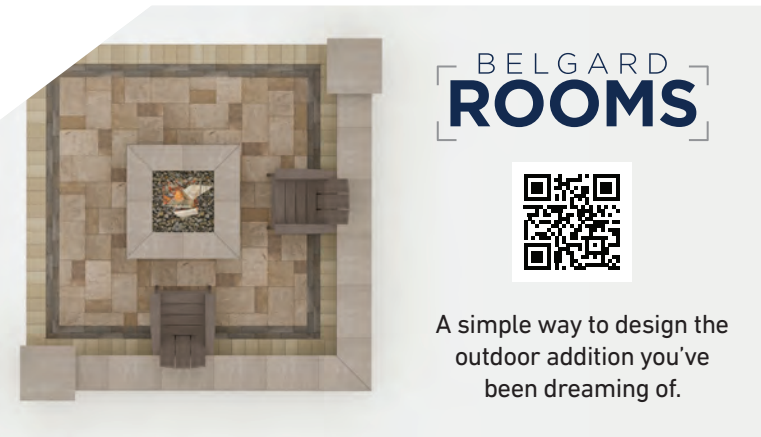
LAGUNA™ COPING		SOFT/PALLET	SOFT/LAYER	LAYER/PALLET	UNITS/PALLET	WEIGHT/PALLET	LNFT/PALLET (SOLDIER)	LNFT/PALLET (SAILOR)
60MM	 14 <sup>3</sup> / <sub>16</sub> x 23 <sup>5</sup> / <sub>16</sub> x 2 <sup>3</sup> / <sub>16</sub>	-	-	7	28	1960	55	-

MARINA® COPING		SOFT/PALLET	SOFT/LAYER	LAYER/PALLET	UNITS/PALLET	WEIGHT/PALLET	LNFT/PALLET (SOLDIER)	LNFT/PALLET (SAILOR)
60MM	 5 <sup>1</sup> / <sub>16</sub> x 11 <sup>1</sup> / <sub>16</sub> x 2 <sup>3</sup> / <sub>16</sub>	-	-	4	168	2160	84	-



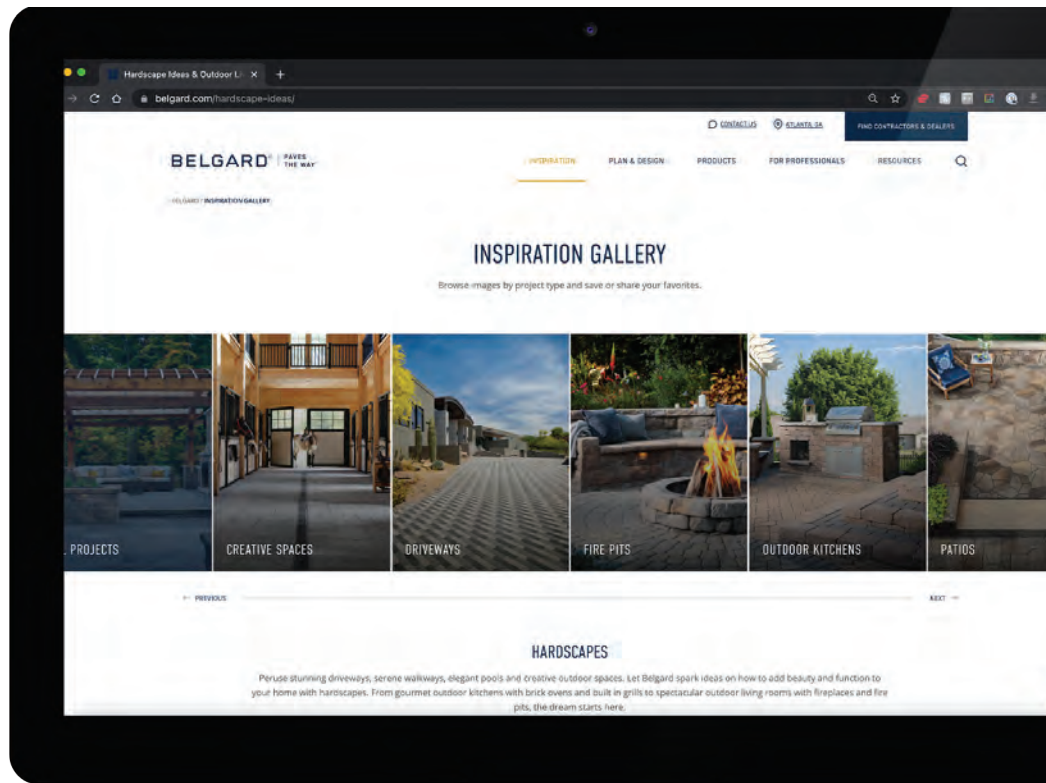
# RESOURCES

We offer an array of resources to help plan and design an outdoor living addition.



**BELGARD ROOMS**

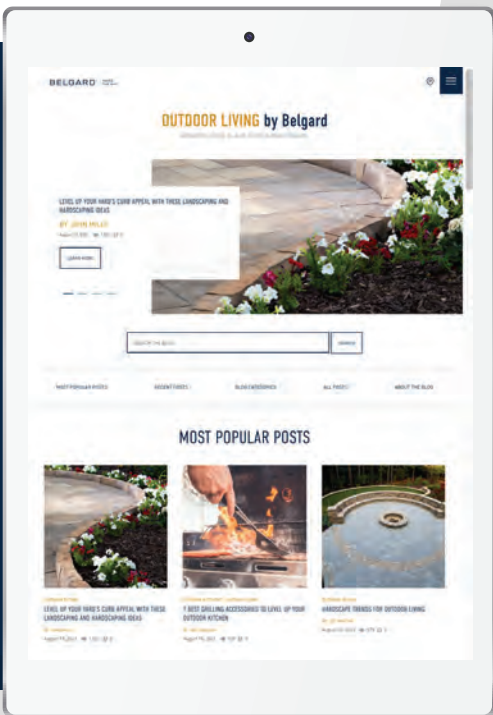
A simple way to design the outdoor addition you've been dreaming of.



**INSPIRATION GALLERY**  
Browse images by project type and save or share your favorites.



**OUTDOOR LIVING BY BELGARD BLOG**  
The art of designing, living in, and loving outdoor spaces.



**PROJECT GUIDE**  
Everything you need to know about planning an outdoor living project.



**DIGITAL CATALOG**  
Download or share a digital version of this catalog.



**RESOURCE GUIDE**  
Installation tips, laying guides and estimating tools for contractors.



## ANCHOR CENTRAL & NEW YORK LOCATIONS

975 Burnt Tavern Road  
Brick, NJ 08724  
800-682-5625

735 Wangum Road  
Fishers, NY 14453  
800-444-2103

## STAY CONNECTED

- OutdoorLivingbyBelgard
- BelgardOutdoorLiving
- BelgardHardscapes
- Belgard
- Belgard
- Belgard.com/Blog

# PEACE OF MIND, GUARANTEED

## LIFETIME TRANSFERABLE LIMITED WARRANTY

Oldcastle® APG, Inc. ("Belgard") is proud to inform you that all of our interlocking concrete paver and retaining walls ("Products") meet and/or exceed the requirements of ASTM C-936 and ASTM C-1372. Belgard® guarantees its Products against these standards for the lifetime of the Product defined by ICPI. This guarantee does not apply to splitting, chipping or other breakage that could be caused by impact, abrasion or overloading. This warranty is transferable. The original proof of purchase is required.

This warranty is only valid if the material is installed under the guidelines of the ICPI (www.ICPI.org), The NCMA (www.ncma.org) or the Belgard Installation Guideline Manual. Improper installation voids this warranty. This warranty is for residential applications only and does not apply to commercial applications. It is recommended that the job be installed by a Belgard Contractor Program participant who guarantees their workmanship for a minimum of 3 years from the date of install. For warranty service, contact Belgard at 1-877-BELGARD. A service representative will investigate your claim within 10 business days. If the Belgard product fails to meet the specifications, Belgard will replace the defective product at no charge. Color matching cannot be guaranteed. Belgard will not be responsible for any replacement labor, consequential damages or incidental damages. This warranty gives you specific legal rights, and you may also have other rights which vary from state to state. Some states do not allow for the exclusion or limitation of incidental or consequential damages, so the above limitation or exclusion may not apply to you.

For specific information regarding warranty coverage and exclusions in regards to the Elements™ and Porcelain Paver products, please visit: Belgard.com/Warranty.

# PRODUCT INDEX

## PAVERS

- Aqua-Roc®.....32
- Ardesie.....34
- Catalina® Grana.....16
- Catalina™ Slate.....20
- Glocal.....35
- Holland Stone.....28
- Lafitt® Grana.....18
- Lafitt® Rustic.....22
- London Cobble®.....30
- Mega-Arbel® Patio Slab.....24
- Noon.....36
- Old York™.....26
- Quarziti 2.0.....37
- Verona.....38

## WALLS

- Ashlar Tandem™.....42
- AB® Collection.....52
- Belair Wall®.....44
- Brookshire™.....48
- Diamond® 9D.....53
- Diamond Pro® PS Quarried Face.....46
- Diamond Pro® PS Straight Face.....54
- Weston Stone™.....50

## FEATURES

- Artforms.....12
- Bordeaux™ Series.....66
- Brighton™ Series.....70
- Bristol™ Series.....68
- Brookshire™ Fire Pit Kit.....72
- Laguna™ Coping.....58
- Landings™ Step.....60
- Marina™ Coping.....61
- Unico.....62
- Weston Stone™ Fire Pit Kit.....73

## COLLECTIONS LEGEND

- Metropolitan Collection
- Natural Collection
- Heritage Collection
- Legacy Collection
- Environmental Collection
- Porcelain Collection