

Thinking Classroom: Guiding the Problem Solvers for the Future

Erin Putney MSN, RN

TeachingCourage.com

Objectives:

- Explore Neurophysiologic principles that support learning and problem solving.
- Examine Thinking Frameworks that promote a problem-solving mindset
- Engage with practical, thinking-first strategies
- Reflect on personal strategies to have courage to be the change agent.

Rules of the Room:

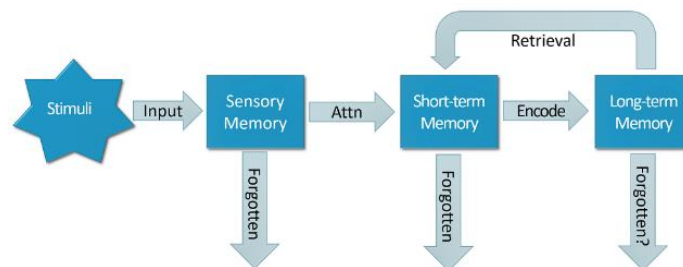
- Safe Space
- Power of “pause and ponder”
- No One person is smarter than this room.
- Perfection is not the goal- Growth Is.

What challenges is there to get “thinking” in the classroom, clinical or lab?

Understand the Tool (Brain):

How Learning Works-

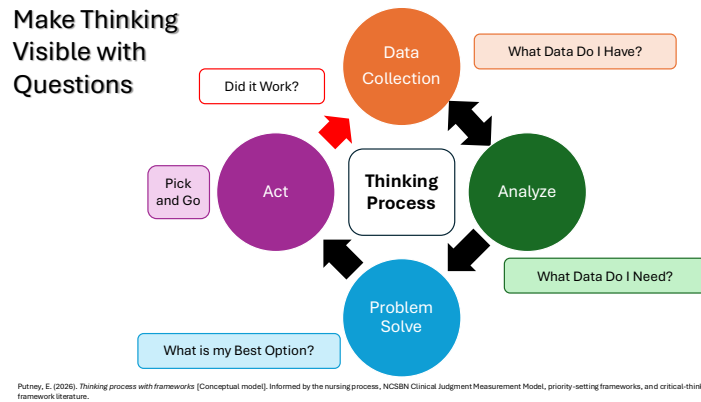
Information Processing Model



We are part of the system-

- Comfort
- Certainty
- Right Answer
- Tests-Evaluations

What is my personal challenge?



Frameworks

Organizational
Concepts
Nursing Diagnosis
Primary Problem

Prioritization
Safety
ABC
Stable- Not Stable
Urgent- not Urgent
Expected- Not Expected

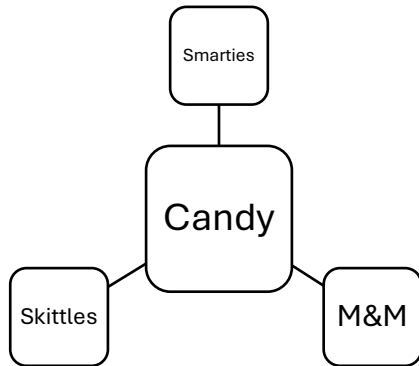
Reality
Environment
Time
Resources

Pick a topic- (or a couple that you want to make better)

Bring in the Senses, Bring in the “feels”

How many Senses do we have?

Pharm Party Activity



Medication	Treats	Side Effect	Assessment
Smarties			
M&M			
Skittles			

Other Ways to Use Food:

- Head Trauma- Watermelon
- Burn- Cherry Turnovers, Grilled Chicken/Steak
- Tonicity- Gummy Bears soaked in salt water
- Afib- Jello in Balloons

Get to the Feels:

Use Videos:

- Set stage for Discomfort
- Clips of News stories
- Have learners find one that represents the topic

Connection to a Lived Experience

Name a person they know (Name or Identifier)

Use Art with guided questions:

- What do you see? What do you feel?
- How will you build trust?
- What medications might help this person?
- What education will you prioritize?

Poetry Rules:

- It doesn't have to be good
- It has to be REAL

It can get emotional fast- self-care and awareness

Build a Patient:

- What is their name?
- What do they like to do?
- Who is in their family?
- What do they do for work?
- What past medical history do they have?

The more detail they get the better,

Now walk the patient through a medical case study

With your Topic- How can we tap into the Senses?

Organize and Retrieve:

Review of the Organizational Frameworks

Opening the Fridge does not make a person less hungry.

Music Video-

Recall or Apply CIWA Scale

Snowball Method- Keep building upon

Ask Organization Questions as you Build

- What Data do I Have?
 - What is important?
- What data do I need?
 - What questions or information do I need to seek?
- What is my best option?
 - Might be an action or answer a question
- Pick and Go
 - Did it work? (takes you back to the top)

Games: It is ok to have Fun

- Pharmacology Bingo
- Pharmacology Matching
- Hopscotch- Cranial Nerves
- Sensory Stations
- Data Dodge Ball

With your Topic- How can you create activities to practice mental organization and retrieval?

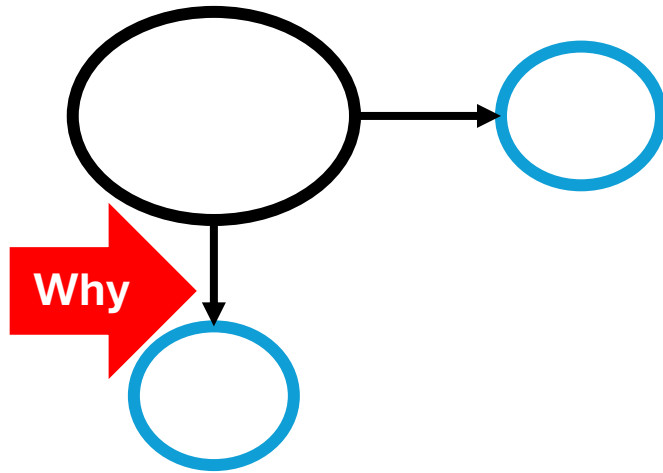
Sprinkle in Ambiguity:

Missing Information is Reality

Fight the comfort of certainty.

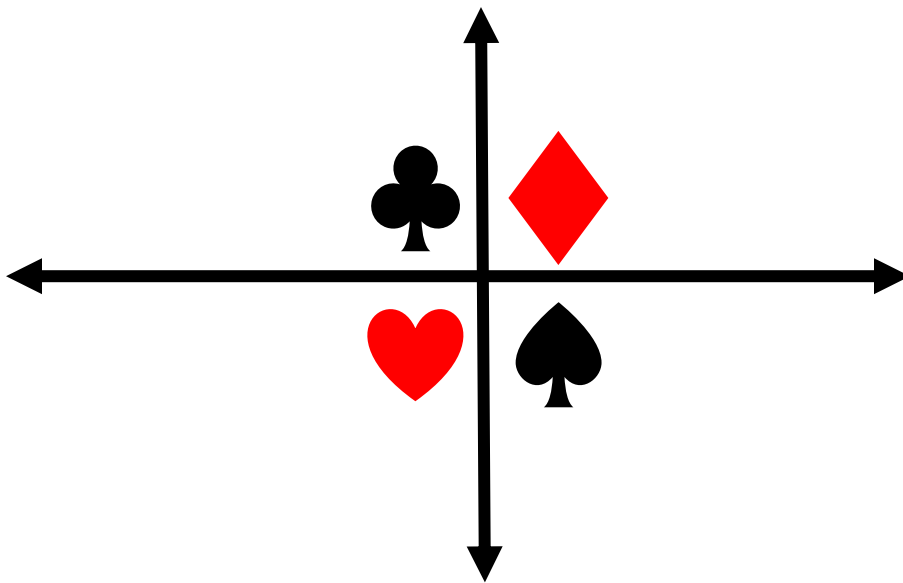
Presentation- Less is More

Data Cards with Priority Mapping:



Not all Information is Equal

Let's Play Cards:



Challenges: Find the Sweet Spot

- "A"Types will struggle
- End of Course Evals will look different
- Trigger Colleagues

If we want to create Thinkers, we MUST practice Thinking

- Safe Spaces
- Celebrate Discomfort
- Encourage Questions

Growth Everyday

- Reflect and Model
- Start with the question
- Involved as many senses as you can
- Insert Ambiguity
- Give Yourself Grace

What is your Goal?
What is one thing you can use?
What is one thing you will share with another?