

Pg 1, 2     **SECTION 1     CUSTOMER INFORMATION**

**SECTION 2     DOORS**

Pg 3	House Doors
Pg 4	Screen & Storm Doors
Pg 5	Louvered Doors & Inserts

**SECTION 2     WOOD LOUVERS**

Pg 6-7	Louver Info & Drawings
Pg 8	Traditional Louvers
Pg 9	Tri-Vents
Pg 10	Custom Gable Treatments

**SECTION 3     CURVED MOLDINGS**

Pg 11	Flex-Jambs & Curved Casing
Pg 12	Curved PVC & Curved Wood
Pg 13	Molding Profiles

**SECTION 4     SHUTTERS**

Pg 14	Board & Batten
Pg 15	Fixed Slat-Shutter Styles
Pg 16	Fixed Slat Shutter Pricing
Pg 17	Movable Slat Wood Shutters
Pg 18	Café Doors

**SECTION 5     ROOF CUPOLAS**

Pg 19	Standard Cupolas
Pg 20	Custom Cupola Pictures
Pg 21	Custom PVC Cupola Pictures

**SECTION 6     WOOD BRACKETS**

Pg 22	Standard Wood Brackets
Pg 23	Custom Wood Bracket Pictures

**SECTION 7     WINDOWS**

Pg 24	Double Hung Pictures
Pg 25	D/H Unit Pricing
Pg 26	D/H Sash Pricing
Pg 27	D/H Unit Adders

Pg 28     **SECTION 8     CABINET DOORS**

### PLACING ORDERS:

PHONE ORDERS: (316) 263-2454  
FAX: (316) 440-9200  
E-MAIL: chuck@canyoncedar.com

### PRICING:

Pricing shown is retail pricing. Please contact your local representative or the office for the appropriate multipliers. The prices shown do not include freight. Custom items are always quoted At your cost. F.O.B. Wichita, Ks. We will give you a “best guess” freight cost, but can not guarantee the accuracy.

### ESTIMATES:

All estimates are good for a period of 30 days.

### FREIGHT:

Canyon Cedar ships products via the most economical and reliable carriers. Smaller products are usually shipped via UPS or FedEx Ground. Other products are shipped via common carriers. Canyon Cedar uses freight companies that do not interline with other carriers to reduce the risk of damage. Products are shipped F.O.B. Wichita, KS. The customer is ultimately responsible for the freight charges. Canyon Cedar will prepay the freight and add it to the invoice on a separate line indicating it as a “shipping & crating charge”.

### PACKAGING:

All products are packaged according to NMFC regulations to ensure the product arrives in good condition. Each carton or crate is labeled with the contents, PO#, and any other pertinent information.

### TERMS:

All invoices are mailed, faxed, or emailed to your “Accounts Receivable”. Terms set at time of account set up.



At Canyon Cedar, we take pride in the wide range of doors we manufacture. We have made hinged barn doors and hanging barn doors that open & close on tracks. We manufacture historically accurate doors for a local "Old West" museum to

replace the original doors that have seen too many years and need to be replaced. Where the new door has to look like the original door.



There are locations thru out



the country that have historical zones in them and all the replacement doors and windows in these zones must match the original designs. The Historical Society requires detailed shop drawings to review and approve prior to production. We have been approved by several state Historical Societies. Our work can be seen thru out these locations.

We also manufacture many specialty type doors. The door shown to the right was made for a postal service on a military base. The window has a lockable sash that opens. There is a ledge @ the bottom of the window to lay packages on while completing transactions. There is a copper



mail drop door below the window. Once again a complete set of shop drawings were drawn and approved prior to fabrication. The door to the left is a custom build "doggy" door. The flap in the center @ the bottom latches for security or can un-latch to allow the dog passage.



Our ability to make entirely custom doors and windows lends itself to special products for our customers. We made all of the doors and windows for this commercial property.

We provide millwork packages for various different restaurant chains. The restaurant shown




to the left displays many of our products. We made the windows, doors, shutters, and gable louvers for the exterior. On the interior, we made cabinets, box beams, and other accessories.

One class of doors that we frequently make are louvered doors. They are very popular for restaurant cabinet doors, restroom stall doors, and closet doors. The one shown here happens to have a round top. It is hung in an exterior frame with curved WM-180 exterior trim. We also make any size and shape of louvered door inserts where door ventilation is needed.



The door to the left is a round top door that the customer made their own round



leaded glass insert for and wanted us to install the insert in a custom door. We have installed numerous types of custom made inserts in custom doors.

The complete success of our ability to manufacture "stay straight" doors

is the "Laminated & Veneered" stile that we have perfected. Unlike solid wood, it will stay flat and straight. We have been making this product for 17 years and have not had to replace a door for warped or twisted stiles. It has proven itself to be a great and reliable product.



Canyon Cedar is proud to have the design, drafting, and production ability to provide our customer's with a very wide variety of door products.

# Canyon Cedar

## DOORS (Screen & Storm)



We build screen and storm doors with the same regard to your specifications that we build all of our products with. We build what you want. You can see from the small sampling of pictures that we create one of a kind custom screen and storm doors.

We will use the wood of your choice. Our most popular wood is Western Red Cedar. However, Spanish Cedar, and




Our screen & storm doors are significantly more heavy duty than the typical door you would buy. There is no finger-jointed wood in our doors. Everything is solid wood. The stiles and rails are typically 3-1/2" in width. Our standard screen is Charcoal Aluminum. However we also have the "Invisible" Screen, Bronze Screen, Stainless Steel Screen, and Pet Screen.



Dragon Fly Cut-Out



Louvered  
DoorW/



Round Top W/  
Glass & Panels

The doors on the lower left are all "True Divided Lite" Combination Screen/Storm Doors. We manufacture a large quantity of Screen/Storm Doors. Around 10% of them are the typical old style screen door. The rest of them all fall into the custom, "one of a kind" door. Our customer's like the "individualized" look and the feel that their door is unique to them.

The size of the door can vary as much as the style. We will make your door to a tolerance of 1/16" of an inch. Your door is truly made for you. It is not a larger stock door that has been cut down to fit your opening.

In addition to screen doors, we make a large variety of screen panels for screened in porches. All you or your contractor has to do is to frame the openings, give us the sizes, and we will make the panels to fit your openings. They can be made to whatever style you like. Everything ships via common carrier. Uncrate it, finish it, and install it and you're ready to go. How easy is that?





# Canyon Cedar

## LOUVERED INSERTS & DOORS

We make all types of louvered products. These are some of the different styles of louvered doors that we have made.

This is a round top louvered door that is to be used as an entrance to a garden. We made the round top

door, round top door frame, and round top exterior trim.

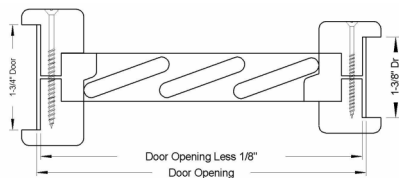


The next product is a louvered screen door. It is a one lite screened top and a louvered / screened bottom.

We manufacture a number of louvered doors for the restaurant industry. This is just one of them. They also come in many different shapes,

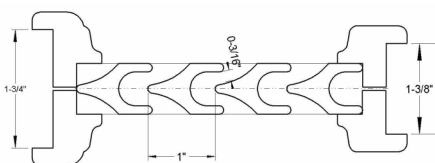
sizes, and species of wood.

There are two different types of louvered inserts that we manufacture. One is the Slat type and the other



is the Chevron type. The Slat type allows some visibility from one side, whereas the

Chevron louver does not allow visibility from either side. The Chevron louver typically is a little more expensive. Both of these louvers can be made from any



wood that is available.

The width on either of them can be whatever you want.

However, the height has limitations on both of the styles. The Chevron louver

HEIGHT Must be in increments of 1". The Slat louver can be adjusted to where most any height will work. Very short inserts are a problem. 5" to 12" tall create more restrictions than say 20" to 24" lengths.

Both of these louvers can be made for either 1-3/8" or 1-3/4" doors. Custom thicknesses are available.

Another "Louvered" door option is the "Closed Louver". This door looks like a louvered door, but on closer examination, you notice that the louvers are closed and that no air can get thru, and you can not see thru them.

Like our regular doors, louvered doors should be made with our "Laminated & Veneered" stiles to keep the door straight.

This product has proven itself to be very reliable construction technique to eliminate warping or twisting in door stiles.

Chevron Insert



Wood Gable louvers by Canyon Cedar offer a decorative solution to the ventilation demands of any Structure. They provide a natural flow of fresh air that can rid an area of hot air in the summer And moisture laden air in the winter.

### **VENTILATING LOUVERS:**

Wood louvers that allow air flow through an area.

They require an opening in the wall.

**NOTE:** Certain weather conditions may allow water and snow infiltration.

### **DECORATIVE “FALSE” LOUVERS:**

Wood louvers that are for decorative purposes only.

They do NOT require a wall opening and can be applied before or after siding.

### **“P” SERIES:**

“D&Btr” KD Western Red Cedar or Ponderosa Pine

Box extends beyond the face mold on certain shapes. Primarily made for new construction.

Louvers are available with either “flat” or “profiled” face mold. All louvers have fiberglass

Vent-Mesh 9x9 Screening on the back. Sealed with Acrylic Latex Caulking.

### **“K” SERIES:**

“D&Btr” KD Western Red Cedar or Ponderosa Pine

Box does NOT extend beyond the face mold. Primarily for Retrofit applications.

Louvers are available with either “flat” or “profiled” face mold. All louvers have fiberglass

Vent-Mesh 9x9 Screening on the back. Sealed with Acrylic Latex Caulking.

### **TRIVENT SERIES:**

“D&Btr” KD Western Red Cedar of Ponderosa Pine

Box does NOT extend beyond molding.

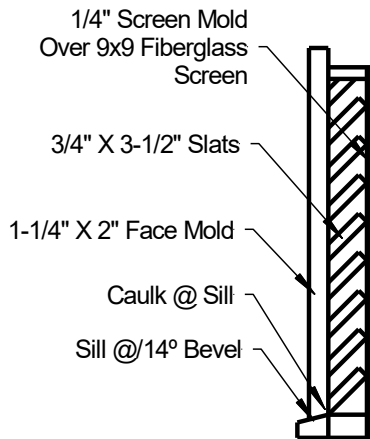
Louvers are available with either “flat” or “profiled” face mold. All louvers have fiberglass

Vent-Mesh 9x9 Screening on the back. Sealed with Acrylic Latex Caulking.

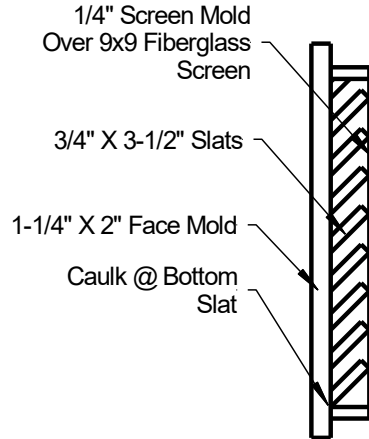
### **SOLID PVC LOUVERS (MAINTENANCE FREE)**

Solid PVC louvers can be painted, but do not require it. This material is guaranteed for a Minimum of 30 years against split, crack, and rot. This is truly a “no maintenance” solution To your louver requirements. Please call for pricing.

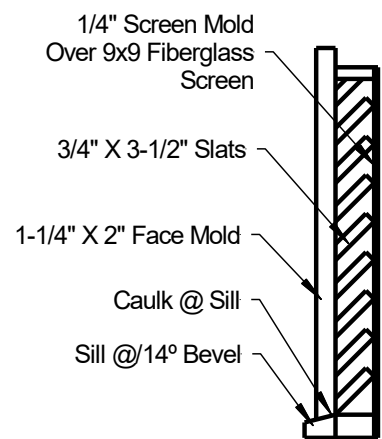
## VENTILATING LOUVERS



RECTANGLE



ROUND / OCTAGON

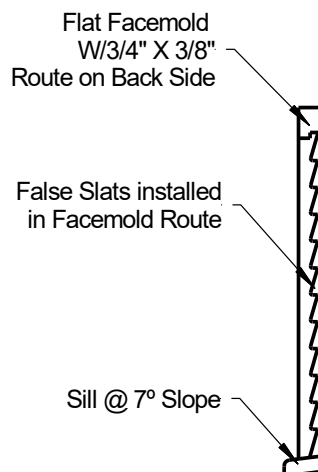


TRIANGLE

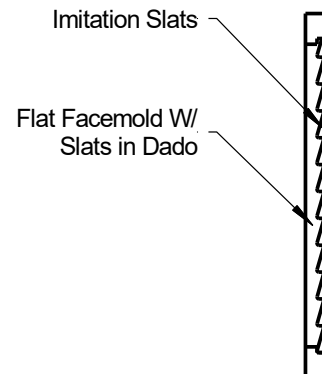
OPEN LOUVERS provide a decorative solution to attic ventilation demands. They provide a natural flow of fresh air thru your attic to rid it of hot air in the summer and of moisture laden air in the winter. All open louvers are screened to keep insects out of your attic. NOTE: Certain weather conditions may force water infiltration.

## DECORATIVE "FALSE" LOUVERS

FALSE LOUVERS are for decorative purposes only. They provide that extra degree of design and detail that will set your home apart. They can be applied before or after siding.



RECTANGLE



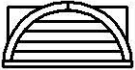




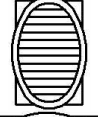



ROUND / OCTAGON


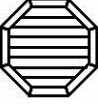

# Canyon Cedar

## TRADITIONAL GABLE LOUVERS

### P-Style Vents

		Style	Rgh Opening	Venting	False	Weight
Round W/ Square Box		P-RND-110	1'10" X 1'10"	\$481.00	\$382.00	12
		P-RND-220	2'2" X 2'2"	\$662.00	\$525.00	16
Octagon W/ Square Box		P-OCT-110	1'10" X 1'10"	\$300.00	\$178.00	12
		P-OCT-220	2'2" X 2'2"	\$412.00	\$243.00	16
Half Round W/ Square Box		P-HFR-260	2'6" X 1'5"	\$347.00	\$246.00	20
		P-HFR-320	3'2" X 1'9"	\$530.00	\$370.00	24
Rectangle		P-RCT-1426	1'4" X 2'6"	\$295.00	\$192.00	10
		P-RCT-1626	1'6" X 2'6"	\$328.00	\$213.00	12
		P-RCT-1630	1'6" X 3'0"	\$389.00	\$252.00	14
		P-RCT-2026	2'0" X 2'6"	\$425.00	\$277.00	15
		P-RCT-2030	2'0" X 3'0"	\$504.00	\$326.00	16
Cathedral Top W/Square Box		P-CTP-1426	1'4" X 2'6"	\$319.00	\$220.00	10
		P-CTP-1626	1'6" X 2'6"	\$352.00	\$242.00	12
		P-CTP-2026	2'0" X 2'6"	\$456.00	\$311.00	15
		P-CTP-2030	2'0" X 3'0"	\$540.00	\$365.00	16
Arched Top W/Square Box		P-ATP-1426	1'4" X 2'6"	\$319.00	\$220.00	10
		P-ATP-2026	1'6" X 2'6"	\$352.00	\$242.00	12
		P-ATP-2026	2'0" X 2'6"	\$456.00	\$311.00	15
		P-ATP-2030	2'0" X 3'0"	\$540.00	\$365.00	16
Peaked Top		P-PKR-1426	1'4" X 2'6"	\$404.00	\$299.00	10
		P-PKR-1626	1'6" X 2'6"	\$450.00	\$333.00	12
		P-PKR-2026	2'0" X 2'6"	\$589.00	\$434.00	15
		P-PKR-2030	2'0" X 3'0"	\$688.00	\$516.00	16
Oval-Vertical		P-OVL-2030	1'10" X 2'10"	\$475.00	\$322.00	15
Oval-Horizontal		P-OVL-3020	2'10" X 1'10"	\$475.00	\$322.00	15

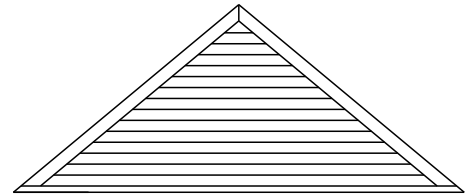
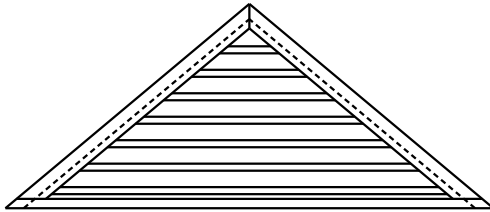
### RETRO-FIT GABLE LOUVERS

		Style	Rgh Opening	Venting	Weight
Round W/ Octagon Box		K-RND-18	1'3-1/2" X 1'3-1/2"	\$298.00	8
		K-RND-24	1'9-1/2" X 1'9-1/2"	\$450.00	10
		K-RND-30	2'3-1/2" X 2'3-1/2"	\$685.00	14
Octagon W/ Octagon Box		K-OCT-18	1'3-1/2" X 1'3-1/2"	\$17900	8
		K-OCT-24	1'9-1/2" X 1'9-1/2"	\$337.00	10
		K-OCT-30	2'3-1/2" X 2'3-1/2"	\$546.00	14
Cathedral Top W/ No Box Showing		K-CTP-1424	0'11-1/2" X 1'9-1/2"	\$441.00	6
		K-CTP-1624	1'1-1/2" X 1'9-1/2"	\$490.00	9
		K-CTP-2032	1'5-1/2" X 2'5-1/2"	\$640.00	11
		K-CTP-2438	1'9-1/2" X 2'11-1/2"	\$759.00	14



# Canyon Cedar

## TRIANGULAR GABLE LOUVERS



### WESTERN RED CEDAR TRI-VENTS “VENTING”

### CELLULAR PVC MAINTENANCE FREE “VENTING”

### WESTERN RED CEDAR TRI-VENTS “NON-VENTING”

Pitch	Base Lgth	Venting Wood
4/12	4'	\$175.00
	5'	\$260.00
	6'	\$365.00
	8'	\$630.00
5/12	4'	\$210.00
	5'	\$315.00
	6'	\$445.00
	8'	\$770.00
6/12	4'	\$245.00
	5'	\$370.00
	6'	\$525.00
	8'	\$913.00
8/12	4'	\$317.00
	5'	\$481.00
	6'	\$684.00
	8'	\$1182.00
9/12	4'	\$352.00
	5'	\$538.00
	6'	\$764.00
	8'	\$1355.00
10/12	4'	\$387.00
	5'	\$592.00
	6'	\$844.00
	8'	\$1477.00
12/12	4'	\$459.00
	5'	\$703.00
	6'	\$1002.00
	8'	\$1760.00

Pitch	Base Lgth	Venting PVC
4/12	4'	\$228.00
	5'	\$351.00
	6'	\$494.00
	8'	\$850.00
5/12	4'	\$285.00
	5'	\$426.00
	6'	\$600.00
	8'	\$1040.00
6/12	4'	\$317.00
	5'	\$500.00
	6'	\$709.00
	8'	\$1230.00
8/12	4'	\$428.00
	5'	\$650.00
	6'	\$923.00
	8'	\$1612.00
9/12	4'	\$475.00
	5'	\$725.00
	6'	\$1030.00
	8'	\$1803.00
10/12	4'	\$524.00
	5'	\$800.00
	6'	\$1093.00
	8'	\$1993.00
12/12	4'	\$620.00
	5'	\$950.00
	6'	\$1353.00
	8'	\$2374.00

Pitch	Base Lgth	Wood
4/12	4'	Non-Venting
	5'	\$150.00
	6'	\$217.00
	8'	\$300.00
5/12	4'	\$177.00
	5'	\$257.00
	6'	\$359.00
	8'	\$610.00
6/12	4'	\$203.00
	5'	\$299.00
	6'	\$417.00
	8'	\$715.00
8/12	4'	\$256.00
	5'	\$381.00
	6'	\$536.00
	8'	\$924.00
9/12	4'	\$285.00
	5'	\$423.00
	6'	\$595.00
	8'	\$1028.00
10/12	4'	\$309.00
	5'	\$464.00
	6'	\$655.00
	8'	\$1139.00
12/12	4'	\$361.00
	5'	\$547.00
	6'	\$774.00
	8'	\$1350.00

## Canyon Cedar



Custom Shaped Cedar Louver



All Solid PVC Louver  
Maintenance Free



Cedar / PVC Decorative Sunburst



Custom Shaped Cedar



Venting ALL Copper Tri-Vent

## CUSTOM GABLE TREATMENTS

Canyon Cedar makes each louver to the customer's specifications. Each louver is hand crafted and generally made out of "Western Red Cedar. However, they can be made in the species of choice including PVC and Copper. We can even add hurricane strips to help prevent the infiltration of blowing snow and rain.

Gable Louvers can be made to most any size and shape. They can be either "Venting" or "Non-Venting.

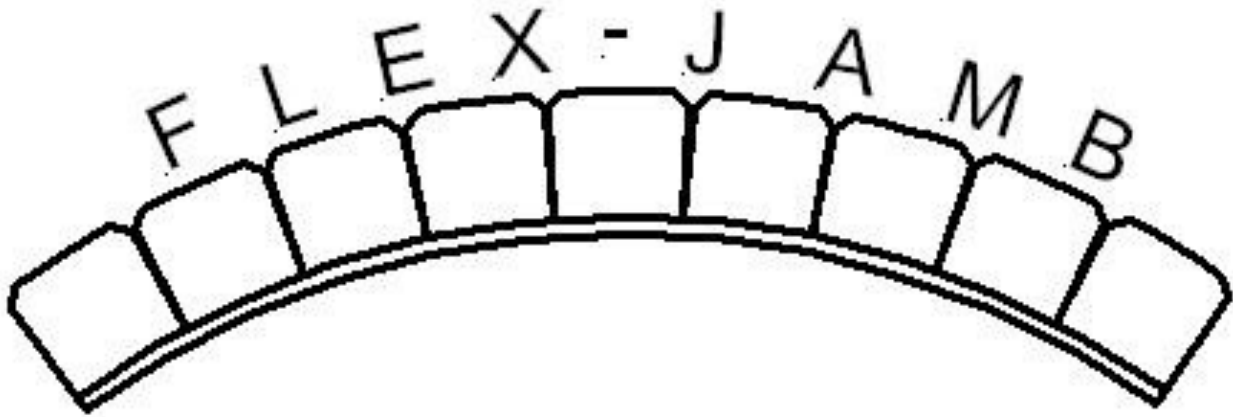
We offer a choice of a "Flat" Face Mold or a WM-180 Profiled Face Mold.

All Joints and Slats are secured with Galvanized Staples.

All venting louvers come with a 9x9 fiberglass screen and are ready to paint and install.

NOTE: These truly custom-specialty items are not priced in this catalog. Please give us a call or email to request pricing.

## FLEXIBLE EXTENSION JAMB (FLEX-JAMB)



FLEX-JAMB comes in 5" Wide x 10'-0" Lengths. It allows you to rip widths of flexible jamb material up to 5 " in width. Once you have the width you need, you can bend it to the desired curve to fit your window or door. The least "Diameter" that can be successfully bent is 30". FLEX-JAMB eliminates the need for pre-formed window or door jambs.

The "Standard" veneer is Pine. Veneers are also available in: Red Oak, Poplar, Hard maple and most other hardwoods. Custom widths and lengths are also available.




We have found that FLEX-JAMB works extremely well to pin it to the back of the curved casing . The curved casing then holds the FLEX-JAMB to the correct shape. The casing can then be mounted to the wall. The wall holds the casing, the casing holds the FLEX-JAMB and the job is done.

5" x 10'-0" Sections: \$104.00 Each in Pine

Call for pricing on other species and sizes

### Custom Curved PVC

#### Curved Moldings & Curved Jambs



We specialize in curved PVC moldings, jambs and trim pieces. When the correct type of PVC is heated to a specified temperature, it becomes quite flexible. We have a 12 foot oven made especially for this procedure. This allows us to make curved PVC Moldings that use 12' or less of straight materials. Our most common bending profile is the WM-180 Brick-

mold. Many of our customers who install vinyl windows like the appearance of a window with a brickmold trim. They tell us that they have a half round window with an outside diameter of 60" and we can bend it to fit.

We also manufacture many PVC gable end venting and non-venting louvers. We also manufacture many PVC exterior clad cupolas. We make all of our own curved PVC moldings, jambs and any other curved parts.

### Curved Wood Moldings



Sectional Casing



1 Piece

Solid Wood Curved Casing

### Pricing for 2-1/4" Red Oak Casing

#### Jamb to Jamb Base Width

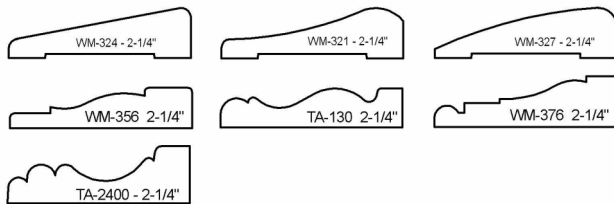
	0" - 47"	48" - 60"	61" - 96"
Sections	195.00	244.00	285.00
One Piece	342.00	390.00	439.00

We have numerous profiles available for you to choose from. If there is not a profile that suits you, we can provide a custom knife of any profile in a very short period of time and have your casing ready to go.


# Canyon Cedar

## MOLDING PROFILES

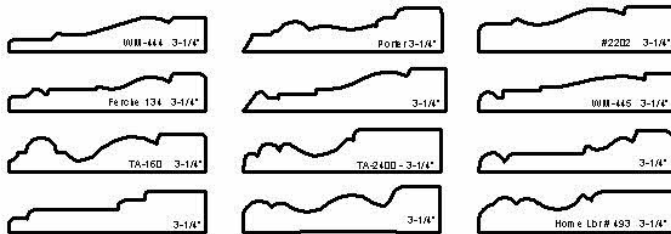
### Sample of 2-1/4" Casing Patterns + Many More.



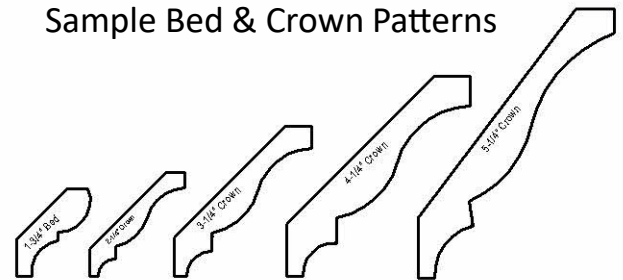
### Sample of 2-1/2" Casing Patterns + Many More




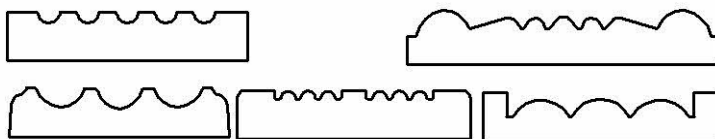
### Sample of 3-1/4" Casing Patterns + Many More.



### Sample Bed & Crown Patterns

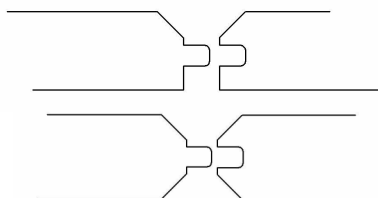


### Sample Beaded Profiles



Handrail  
Profiles

### Various T&G V/J Profiles



These are only a few of the profiles that we have available for both "straight" molding runs and for "curved" moldings for those arch top and half round windows. All of our knives are ground by CNC with a water jet. The profile that we draw for your approval is the profile that is put in the water jet CNC. The profiles will match 100%. Lead time for the knife grind is roughly 4 days. There is no impact on the lead time as the knife grime hap-

# Canyon Cedar

## BOARD & BATTEN SHUTTERS



Typical Looking #2 & Better Product

### Board & Batten Pricing

These shutters are priced per square foot.

#### #2 & Btr Rough Green Western Cedar

3/4" Thick Boards & Battens: \$39.00 / Sq./Ft.

1-1/2" Thick Boards & Battens: \$48.00 / Sq./Ft.

This grade has mostly tight knots. Sometimes, if the chamfer goes thru a knot, it will break out. There can be some cracks. Since this stock is "Green", at it dries, it will produce more cracks. The knot size is normally between 1/2" - 2" in diameter. Larger knots can occur. Usually the knots are tight & will not fall out. Some shrinking will occur as the wood dries. These shutters can be made with the original "rough" Cedar look or surfaced smooth.

#### "D" Grade Kiln Dried Inland Cedar

3/4" Thick Boards & Battens: \$59.00 / Sq./Ft.

This grade has very few, if any, knots. If they are present, they are typically no larger than 1/2" dia. Many boards are clear. The Inland Red Cedar is a little lighter in color than the Western Red Cedar. The 3/4" thick boards can be either "rough 1 Side" or "smooth".

There is no 1-1/2" thick product available in this grade.

Typical "D" Inland Cedar Product



Typical "C" & Btr Cedar product

#### "C" & Btr Kiln Dried Western Cedar

1-1/2" Thick Boards & Battens \$85.00 / Sq./Ft.

This grade has NO knots. It has small growth rings. The boards are quite stable and warping is minimal. This is a very high grade and makes an excellent quality product.

One restriction is that the MAXIMUM width of either the boards or the battens is 5-1/2". We can go narrower, but not wider.



# Canyon Cedar

## SHUTTER STYLES

### SHUTTER FEATURES:

#### Wood:

Our standard shutters are constructed from Kiln Dried Western Red Cedar.

Some other popular woods that are available are: Spanish Cedar, Red Grandis, Okume' Mahogany, Cypress, and Thermally Treated Poplar.

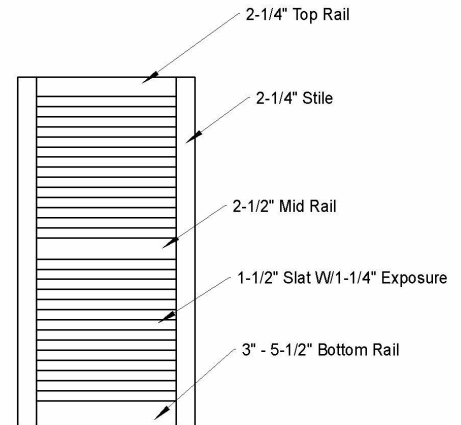
#### Construction:

All shutter slats are fitted into individual routes in the sides (stiles)

All joints are the "cope & stick" type where the profile locks together to provide extra strength for the shutter.

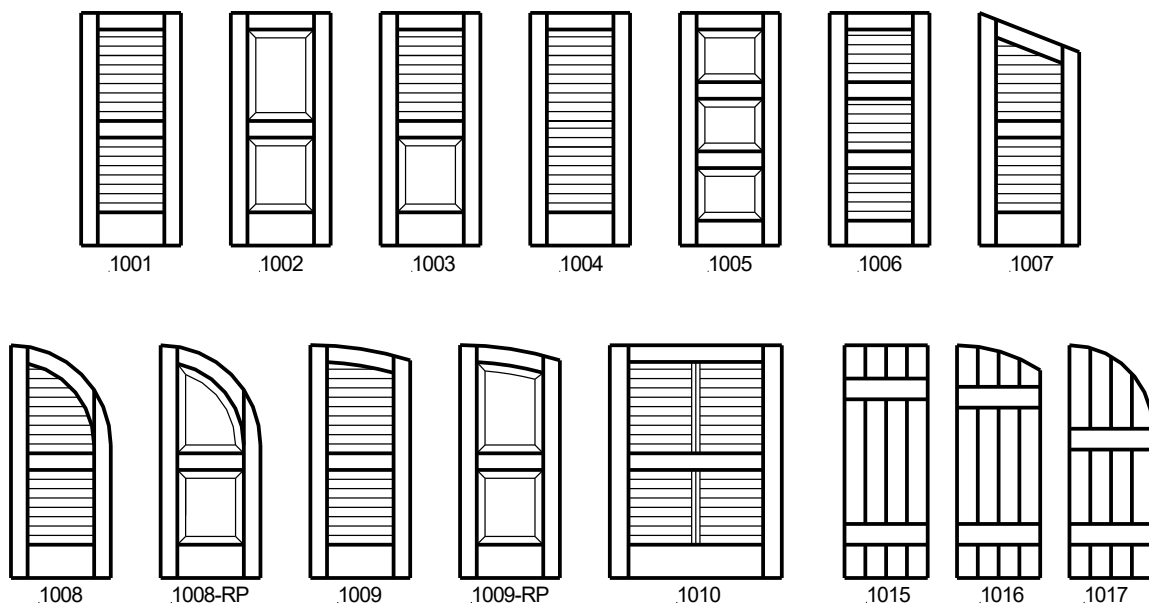
The pieces are fastened together with rust proof screws. The holes are then plugged and the plugs ends are sanded smooth.

All shutters are then sanded smooth, inspected, and made ready to ship.



The height of the bottom rail is different with every height of shutter. Where we have 1-1/4" slat exposure, the height of the bottom will change in 1-1/4" increments. We try to keep it between 3" & 5-1/2" in height.

### Shutter Styles



Pricing is **PER PAIR**. Sizing is show by the width of each shutter panel.

### #1001 LOUVER / LOUVER

HEIGHT	EACH SHUTTER WIDTH		
	14"	18"	24"
36"	411.00	451.00	525.00
42"	511.00	515.00	560.00
48"	525.00	530.00	581.00
54"	540.00	549.00	602.00
60"	647.00	651.00	710.00
66"	748.00	761.00	815.00
72"	776.00	790.00	848.00
78"	878.00	876.00	935.00
84"	894.00	896.00	957.00
90"	1000.00	1067.00	1109.00
96"	1043.00	1109.00	1156.00
102"	1108.00	1127.00	1226.00
108"	1126.00	1147.00	1248.00
114"	1144.00	1166.00	1273.00
120"	1245.00	1262.00	1377.00
126"	1361.00	1372.00	1491.00
132"	1426.00	1438.00	1563.00
138"	1457.00	1474.00	1602.00
144"	1472.00	1496.00	1626.00

Call for Pricing on Other Sizes

### #1002 PANEL / PANEL

HEIGHT	EACH SHUTTER WIDTH		
	14"	18"	24"
36"	411.00	451.00	525.00
42"	511.00	515.00	560.00
48"	525.00	530.00	581.00
54"	540.00	549.00	602.00
60"	647.00	651.00	710.00
66"	748.00	761.00	815.00
72"	776.00	790.00	848.00
78"	878.00	876.00	935.00
84"	894.00	896.00	957.00
90"	1000.00	1067.00	1109.00
96"	1043.00	1109.00	1156.00
102"	1108.00	1127.00	1226.00
108"	1126.00	1147.00	1248.00
114"	1144.00	1166.00	1273.00
120"	1245.00	1262.00	1377.00
126"	1361.00	1372.00	1491.00
132"	1426.00	1438.00	1563.00
138"	1457.00	1474.00	1602.00
144"	1472.00	1496.00	1626.00

Call for Pricing on Other Sizes

### UPCHARGES FOR NON-STANDARD COMPONENTS

CUSTOM STILES AND/OR RAILS:	ADD 30%
CUSTOM SLATS:	ADD 30%
CUSTOM STILES, RAILS, & SLATS:	ADD 50%
PRIMING (UP TO 96" HGTH)	ADD \$60.00
PRIMING & PAINTING (UP TO 96" HGTH)	ADD \$150.00
CUT-OUTS:	ADD \$60.00 / PR
STYLE #1003-Louvered Top—Raised Panel Bottom:	ADD 15% to Louvered Pricing
STYLE #1004-Full Louvered (No Mid-Rail)	Same as #1001 Pricing
STYLE #1005-Three Raised Panels	ADD 20% to Raised Panel Pricing
STYLE #1006-Three Louvered Panels	ADD 20% to #1001 Pricing
STYLE #1007-Peaked Top	ADD 20% to #1001 or #1002 Pricing
STYLE #1008 & 1008-RP-Quarter Circle Top	ADD 35% to #1001 or #1002 Pricing
STYLE #1009 & 1009RP-Arched Top	ADD 35" to #1001 or #1002 Pricing
STYLE #1010-Bahama Style	ADD 35% to #1001 Pricing
STAIN GRADE: INCLUDES COLOR SELECTION OF WOOD & HAND SANDING—DOUBLE PRICING-ALL STYLES	

# Canyon Cedar

## MOVABLE SLAT SHUTTERS

The pricing to the right is for Poplar, Pine, and Western Red Cedar.

\*\*\*\* Most ALL other popular hardwoods are Available. Please call for current pricing.\*\*\*\*

Pricing is **PER PAIR**. Sizing is show by the width of each shutter panel.

ALL movable slat shutters are made from SOLID wood. NO Finger Joint or Laminated wood is used.

### Each Shutter Width

HEIGHT	14"	18"	24"
36"	813.00	891.00	1037.00
42"	1009.00	1015.00	1109.00
48"	1040.00	1049.00	1149.00
54"	1069.00	1083.00	1192.00
60"	1279.00	1288.00	1404.00
66"	1479.00	1504.00	1611.00
72"	1533.00	1564.00	1677.00
78"	1737.00	1903.00	2016.00
84"	1768.00	1938.00	2061.00
90"	1977.00	2106.00	2193.00
96"	2061.00	2193.00	2287.00

#### SPECS:

STILES: 2-1/4"


SLATS: 2-1/4" Wide W/2" Exposure

TOP & BOTTOM RAILS WIDTHS: We try to keep the rails between 2"- 6".

Their height can only be changed by adding or removing slats.  
Each slat Added or removed changes the total rail height by 2".

CUSTOM SPECS ARE AVAILAGLE—CALL FOR PRICING.

Movable slat shutters are available in two distinctive models. The first type is the "center mount" control rod. This is the conventional type of shutter that has the control rod running vertical in the center of the shutter.



Center Mount  
Control Bar



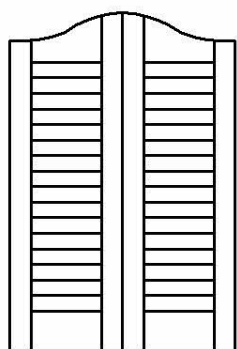
Side Mount  
Control Bar

# Canyon Cedar

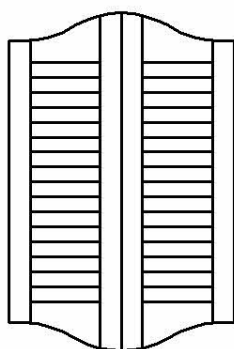
## CAFÉ DOORS




Red Oak Louvered  
Café Door




50-L



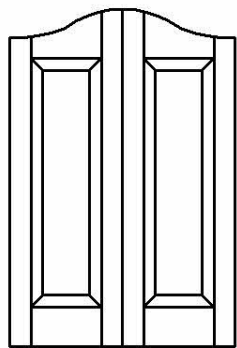
60-L



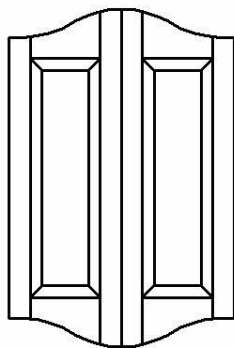
70-L



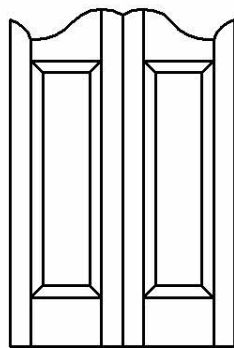
80-L



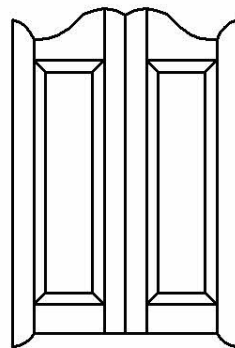
50-RP



60-RP



70-RP



80-RP

### PRICING FOR 50-L, 70-L, 50-RP, 70-RP

Opening Width Of Pair	Priced Per Pair			
	36"	42"	48"	54"
24" & 28"	\$257.00	\$272.00	\$286.00	\$300.00
30" & 32"	272.00	286.00	300.00	315.00
34" & 36"	286.00	300.00	315.00	329.00
38" & 40"	300.00	315.00	329.00	343.00
42" & 44"	315.00	329.00	343.00	358.00
46" & 48"	329.00	343.00	358.00	372.00

### PRICING FOR 60-L, 80-L, 60-RP, 80-RP

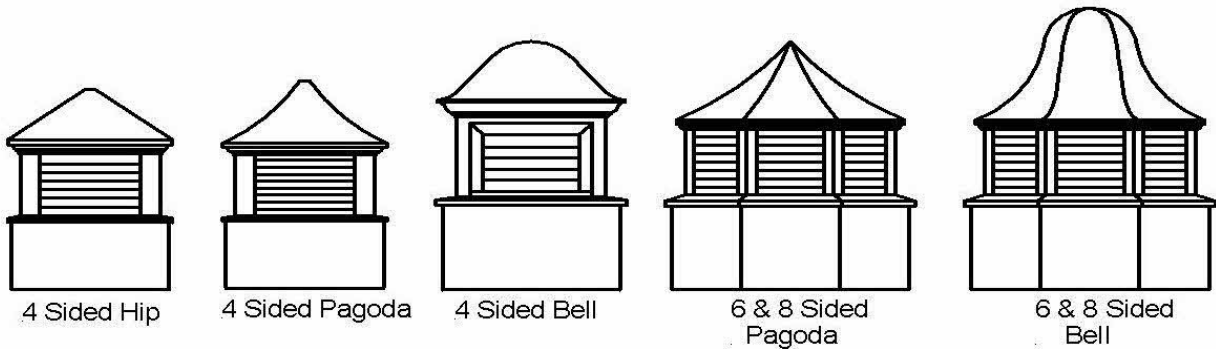
Opening Width Of Pair	Priced Per Pair			
	36"	42"	48"	54"
24" & 28"	\$272.00	\$286.00	\$300.00	\$315.00
30" & 32"	286.00	300.00	315.00	329.00
34" & 36"	300.00	315.00	329.00	343.00
38" & 40"	315.00	329.00	343.00	358.00
42" & 44"	329.00	343.00	358.00	372.00
46" & 48"	343.00	358.00	372.00	386.00

Stiles & Rails: 1-1/8" Thick White Pine

Stiles: 2-1/4" Wide

Slats: 1/4" x 1-3/4"

CALL FOR QUOTES FOR CAFÉ DOORS IN HARDWOODS



### Standard Cupola Construction includes the following materials:

- 1) #2&Btr KD 2X Frame
- 2) Western Red Cedar exposed trim for Mid-Section.
- 3) 5/8" A/C Exterior Grade Plywood for Base.
- 4) Base is cut to specified Roof Pitch. All cupolas are priced for max 12/12 roof pitch.
- 5) Venting or Non-Venting Louvers. Venting Louvers have screened back.
- 6) All galvanized fasteners

### AVAILABLE OPTIONS:

- 1) All Exposed Surfaces to be Solid PVC. (Maintenance Free)
- 2) All Exposed Surfaces to be Solid Copper
- 3) A Variety of window & glass configurations used in place of Louvers.

	<u>4 Sided Hip</u>		<u>4 Sided Pagoda</u>		<u>4 Sided Bell</u>	
Base Size	Plywood Roof	Copper Roof	Plywood Roof	Copper Roof	Plywood Roof	Copper Roof
12"	\$1300.00	\$1560.00	N/A	\$1820.00	N/A	\$2080.00
16"	\$1,382.00	\$1658.00	N/A	\$1934.00	N/A	\$2210.00
20"	\$1,463.00	\$1755.00	N/A	\$2048.00	N/A	\$2340.00
24"	\$1544.00	\$1853.00	N/A	\$2162.00	N/A	\$2470.00
28"	\$1,707.00	\$2048.00	N/A	\$2389.00	N/A	\$2730.00
32"	\$3250.00	\$3900.00	N/A	\$4550.00	N/A	\$5200.00
36"	\$3575.00	\$4290.00	N/A	\$5005.00	N/A	\$5720.00
42"	\$3,900.00	\$4680.00	N/A	\$5460.00	N/A	\$6240.00
48"	\$4875.00	\$5850.00	N/A	\$6825.00	N/A	\$7800.00
	<u>6 Sided Hip</u>		<u>6 Sided Pagoda</u>		<u>6 Sided Bell</u>	
12"	\$1,625.00	\$1950.00	N/A	\$2184.00	N/A	\$2496.00
16"	\$1,726.00	\$2072.00	N/A	\$2321.00	N/A	\$2652.00
20"	\$1,828.00	\$2194.00	N/A	\$2457.00	N/A	\$2808.00
24"	\$1,929.00	\$2315.00	N/A	\$2594.00	N/A	\$2964.00
28"	\$2133.00	\$2560.00	N/A	\$2867.00	N/A	\$3276.00
32"	\$4063.00	\$4875.00	N/A	\$5460.00	N/A	\$6240.00
36"	\$4469.00	\$5363.00	N/A	\$6006.00	N/A	\$6864.00
42"	\$4875.00	\$5850.00	N/A	\$6552.00	N/A	\$7488.00
48"	\$6094.00	\$7313.00	N/A	\$8190.00	N/A	\$9360.00
	<u>8 Sided Hip</u>		<u>8 Sided Pagoda</u>		<u>8 Sided Bell</u>	
12"	\$1950.00	\$2340.00	N/A	\$2621.00	N/A	\$2995.00
16"	\$2072.00	\$2487.00	N/A	\$2785.00	N/A	\$3182.00
20"	\$2194.00	\$2632.00	N/A	\$2,948.00	N/A	\$3370.00
24"	\$2315.00	\$2779.00	N/A	\$3112.00	N/A	\$3557.00
28"	\$2560.00	\$3072.00	N/A	\$3440.00	N/A	\$3931.00
32"	\$4875.00	\$5850.00	N/A	\$6552.00	N/A	\$7488.00
36"	\$5363.00	\$6435.00	N/A	\$7207.00	N/A	\$8237.00
42"	\$5850.00	\$7020.00	N/A	\$7862.00	N/A	\$8986.00
48"	\$7313.00	\$8775.00	N/A	\$9828.00	N/A	\$11,232.00


# Canyon Cedar

## ROOF CUPOLAS

### CUSTOM CUPOLAS

Your Design ALL the Way!

Custom Cupolas are made from Western Red Cedar, Solid PVC, or the wood of your choice. They can have operating or decorative vents or windows. Roofs can be Copper, Aluminum, or Plywood ready for shingling.



Let us design & build your dream cupola. Give us the idea & we will get it built. Custom cupolas are our specialty!





### CUSTOM WOOD CUPOLAS



Standing Seam—Copper Roof



Divided Lite Windows



Cupola W/Rooster W/V



Cupola W/Frosted Glass and  
Wired for Lighting Inside



Custom Everything W/1x4 Bead-  
ed T&G Paneling Inside



Custom Crown Molding & Standing  
Seam Copper!



Cupola W/Custom Clock  
Face.



Diamond Lite Windows

### CUSTOM PVC CLAD CUPOLAS



PVC Cupola W/Arched  
Windows.



PVC Cupola  
W/Clock Cut-Out



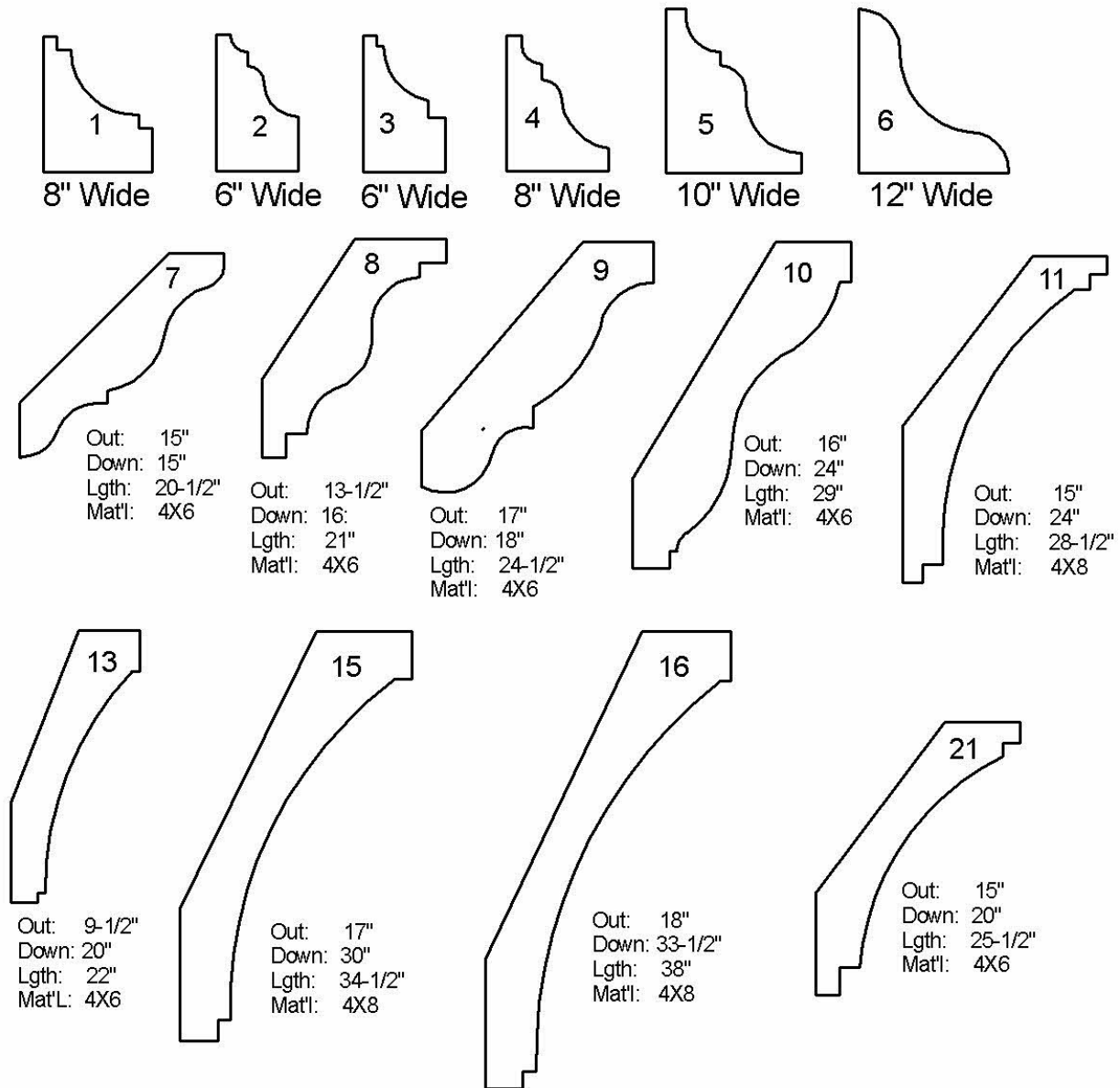
PVC Cupola W/Stainless Steel Mesh @ Soffit  
For Ventilating Horse Barn



PVC Cupola  
W/School Bell

# Canyon Cedar

## WOOD BRACKETS



WOOD: Western Red Cedar

GRADE: #2&Btr Rough, Green

OPTIONS:

- 1) Surfaced & Sanded Smooth
- 2) Clear Cedar
- 3) Wood of Your Choice
- 4) Call, FAX, or email for your Estimate.

Bracket Number	4" Thick	6" Thick	8" Thick
1	\$69.00	\$79.00	\$91.00
2	\$60.00	\$70.00	\$79.00
3	\$60.00	\$70.00	\$79.00
4	\$69.00	\$79.00	\$91.00
5	\$87.00	\$98.00	\$116.00
6	\$90.00	\$108.00	\$130.00
7	\$94.00	\$113.00	\$133.00
8	\$90.00	\$109.00	\$127.00

Bracket Number	4" Thick	6" Thick	8" Thick
9	\$98.00	\$118.00	\$140.00
10	\$126.00	\$153.00	\$186.00
11	\$126.00	\$153.00	\$186.00
13	\$91.00	\$103.00	\$130.00
15	\$140.00	\$172.00	\$212.00
16	\$185.00	\$213.00	\$267.00
21	\$99.00	\$120.00	\$143.00

## Canyon Cedar

## CUSTOM WOOD BRACKETS



We make many and various kinds of brackets. They are made special order and the customer specifies they type of wood they require. Western Red Cedar is the most popular, however; brackets are also made from African Mahogany, Spanish Cedar, and Red Grandis.

We also are able to provide brackets made from Cellular PVC. This is a maintenance free bracket that will last indefinitely. PVC brackets can be painted and will hold the paint extremely well. A dark or black paint can not be used, however; all other colors work well. All of these brackets had CAD drawings submitted for their approval. Brackets can be smooth or rough, raw wood, primed or painted.



# Canyon Cedar

## WOOD WINDOWS

Historically Accurate Windows-Submitted & Approved  
Thru State & Federal Historical Societies.



**INSIDE VIEW**

Twin D/H W/Half Round Over, PVC Ext/Wood Int, GBG W/SDL 2 Sides



**OUTSIDE VIEW**



Santa Fe RR Station Renovation



## New Construction Windows & Doors



Solid PVC Ext Wdw



All Wdws, Drs, & Shutters



All Exterior Doors & Windows



Office Building W/Mahogany Wdws & Doors. All Dark Gray Tinted, I/G, TDL



Twin Casement, SDL,  
Operating, W/Screens

# Canyon Cedar

## DBL HUNG WOOD WDW UNITS

SSB, Putty Glazed

WOOD WINDOW UNIT

4-9/16" Jamb, 1/1 Lites, NO Screen

WM-180 Ext Trim

All Window Priced as 1-LITE  
See ADDERS Pg 27 For Lites



GLASS SIZE	ROUGH OPENING				UNIT COST
	Single	Twin	Triple	Height	
16 X 20	1/10	3/8	5/5	4/2	\$203.00
24				4/10	\$588.00
20 X 12	2/2	4/4	6/5	2/10	\$494.00
14				3/2	\$543.00
16				3/6	\$582.00
20				4/2	\$670.00
24				4/10	\$723.00
28				5/6	\$792.00
30				5/10	\$806.00
36				6/10	\$867.00
24 X 12	2/6	5/0	7/5	2/10	\$562.00
14				3/2	\$608.00
16				3/6	\$650.00
20				4/2	\$720.00
24				4/10	\$803.00
28				5/6	\$842.00
30				5/10	\$855.00
36				6/10	\$911.00
28 X 12	2/10	5/8	8/5	2/10	\$618.00
14				3/2	\$667.00
16				3/6	\$711.00
20				4/2	\$787.00
24				4/10	\$840.00
28				5/6	\$874.00
30				5/10	\$883.00
36				6/10	\$984.00

GLASS SIZE	ROUGH OPENING				UNIT COST
	Single	Twin	Triple	Height	
30 X 12	3/0	6/0	8/11	2/10	\$632.00
14				3/2	\$681.00
16				3/6	\$727.00
20				4/2	\$800.00
24				4/10	\$852.00
28				5/6	\$881.00
30				5/10	\$913.00
36				6/10	\$987.00
32 X 12	3/2	6/4	9/5	2/10	\$667.00
14				3/2	\$720.00
16				3/6	\$767.00
20				4/2	\$845.00
24				4/10	\$900.00
28				5/6	\$909.00
30				5/10	\$939.00
36				6/10	\$1043.00
36 X 12	3/6	7/0	10/5	2/10	\$711.00
14				3/2	\$767.00
16				3/6	\$816.00
20				4/2	\$857.00
24				4/10	\$905.00
28				5/6	\$979.00
30				5/10	\$984.00
36				6/10	\$1154.00

# Canyon Cedar

## DBL HUNG SASH

### Sash Only:

Priced Per Sash, NOT Per Pair  
(Top or Bottom Sash-Same Price)

### SASH SPECS:

- 1-3/8" Thick
- SSB Glass (1/16" Thickness), Putty Glazed
- Sash are priced as 1-Lite (See Adders Pg 27 for Lites)
- Check Rail @ Sash Meeting Rails
- 14° Sill Angle on Bottom Sash
- Standard Sash is Plowed for Cord
- 1/4" Beige, Bulb Vinyl Compression W/S Installed

GLASS		SASH OPENING		LIST PRICE	
SIZE		Width	Height	TOP	BOTTOM
16 X 20		1/8	3/10	\$209.00	
24			4/6	\$246.00	
20 X 12		2/0	1/6	\$179.00	\$179.00
14			2/10	\$203.00	\$203.00
16			3/2	\$209.00	\$209.00
20			3/10	\$252.00	\$252.00
24			4/6	\$273.00	\$273.00
28			5/2	\$300.00	\$300.00
30			5/6	\$320.00	\$320.00
36			6/6	\$361.00	\$361.00
24	12	2/4	1/6	\$196.00	\$196.00
14			2/10	\$221.00	\$221.00
16			3/2	\$246.00	\$246.00
20			3/10	\$273.00	\$273.00
24			4/6	\$307.00	\$307.00
28			5/2	\$337.00	\$337.00
30			5/6	\$358.00	\$358.00
36			6/6	\$404.00	\$404.00
28 X 12		2/8	1/6	\$224.00	\$224.00
14			2/10	\$252.00	\$252.00
16			3/2	\$260.00	\$260.00
20			3/10	\$300.00	\$300.00
24			4/6	\$337.00	\$337.00
28			5/2	\$369.00	\$369.00
30			5/6	\$393.00	\$393.00
36			6/6	\$442.00	\$442.00

GLASS		SASH OPENING		LIST PRICE	
SIZE		Width	Height	TOP	BOTTOM
30 X 12		2/10	1/6	\$238.00	\$238.00
14			2/10	\$248.00	\$248.00
16			3/2	\$277.00	\$277.00
20			3/10	\$320.00	\$320.00
24			4/6	\$358.00	\$358.00
28			5/2	\$393.00	\$393.00
30			5/6	\$417.00	\$417.00
36			6/6	\$449.00	\$449.00
32 X 12		3/0	1/6	\$252.00	\$252.00
14			2/10	\$264.00	\$264.00
16			3/2	\$293.00	\$293.00
20			3/10	\$338.00	\$338.00
24			4/6	\$380.00	\$380.00
28			5/2	\$416.00	\$416.00
30			5/6	\$423.00	\$423.00
36			6/6	\$475.00	\$475.00
36 X 12		3/4	1/6	\$260.00	\$260.00
14			2/10	\$293.00	\$293.00
16			3/2	\$313.00	\$313.00
20			3/10	\$361.00	\$361.00
24			4/6	\$404.00	\$404.00
28			5/2	\$442.00	\$442.00
30			5/6	\$449.00	\$449.00
36			6/6	\$490.00	\$490.00



DESCRIPTION		LIST PRICE
-------------	--	------------

### EXTERIOR CASING

WM-180 Brick Mold	STANDARD	\$ 0.00
3/4" Flat Casing 2-3/4" - 5"	ADD	\$49.00
3/4" Flat Casing 5"+ to 6"	ADD	\$73.00
5/4" Flat Casing up to 5"	ADD	\$108.00
No Casing	DEDUCT	\$ 10.00
Drip Cap	ADD	\$ 10.00

### SILL HORNS

Long Sill Horns up to 6"	ADD	\$39.00
Long Sill Horns 6" to 8"	ADD	\$73.00

### JAMBS

Jambs 4-9/16"	STANDARD	\$ 0.00
Jambs 4-9/16" to 5-1/4"	ADD	\$39.00
Jambs 5-1/4" - 6-1/2"	ADD	\$59.00

### ODD SIZED UNITS

Odd Size (Width or Height)	ADD	\$98.00
(Go to the Next Standard Size and Add)		

### LITES

1 Lite	STANDARD	\$ 0.00
Adder Per Lite	ADD	\$39.00

### SASH ONLY EXTRAS

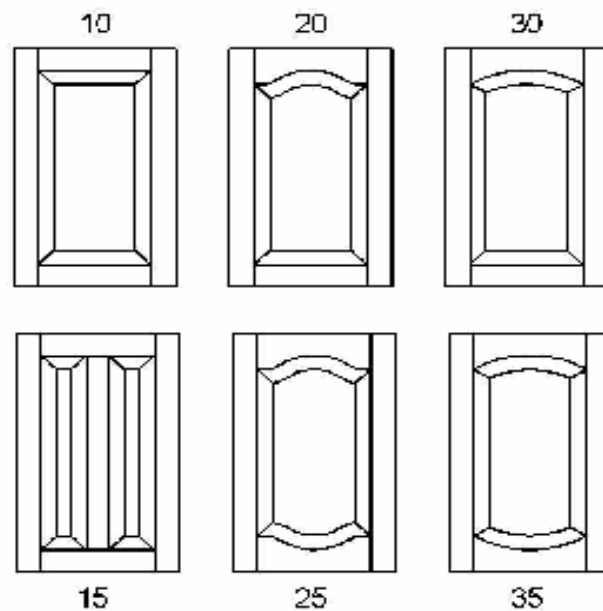
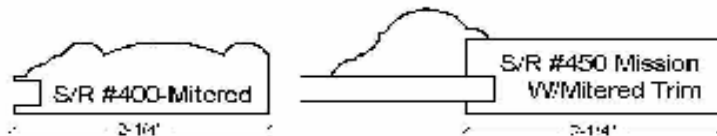
Plow for Sash Cord	ADD	\$23.00
--------------------	-----	---------

### MISC

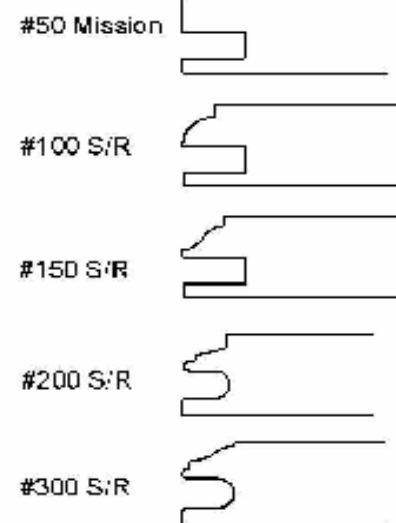
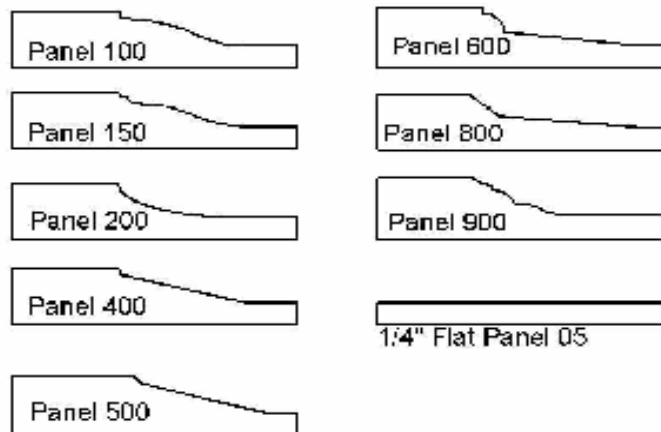
L/F Sill Stock	Per Lin/Ft	\$46.00
----------------	------------	---------

Standard Stile & Rail  
Width is 2-1/4"

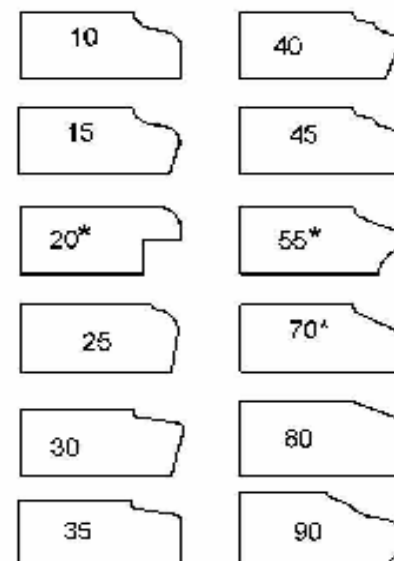
### CABINET DOOR PROFILES



Panel Profiles



Edge Profiles



\* Denotes profiles  
NOT compatible  
with Euro-style hinges.

Rev: 10-09-15