



AMERICA EMERGENCY SQUAD

2024 ANNUAL REPORT

MESSAGE FROM THE CHIEF

AS WE LOOK BACK ON 2024, I AM PROUD OF HOW OUR TEAM HAS GROWN AND CONTINUED TO RISE TO THE CHALLENGE. THIS YEAR, WE SAW AN INCREASE IN CALL VOLUME, WITH MUTUAL AID MAKING UP 39% OF OUR RESPONSES, REINFORCING OUR STRONG RELATIONSHIPS WITH NEIGHBORING AGENCIES. WE ARE ALSO EXCITED TO HAVE RENEWED OUR PARTNERSHIP WITH MOUNT HOLLY TOWNSHIP FOR ANOTHER TWO YEARS, ENSURING CONTINUED SERVICE AND SUPPORT FOR THOSE WHO DEPEND ON US. AS ALWAYS, OUR DEDICATED EMTs REMAIN COMMITTED TO PROVIDING THE HIGHEST LEVEL OF CARE TO OUR COMMUNITIES, AND I AM CONFIDENT WE WILL CONTINUE TO THRIVE AS WE MOVE FORWARD TOGETHER.

— ANDREW BERRY, CHIEF OF EMS



TOTAL DISPATCHES: 3040

GENERATING 3133* CHARTS

*SINGLE DISPATCHES CAN RESULT IN MULTIPLE PATIENTS TRANSPORTED AT ONE TIME, NEEDING A CHART FOR EACH

MEDICAL EMERGENCIES	731	LACERATIONS	34
FALLS	368	ALLERGIC REACTION	25
MVA's	301	ALERT ALARM	27
CARDIAC EMERGENCIES	247	TRAUMATIC INJURY	16
RESPIRATORY EMER.	230	HEADACHE	11
PSYCHIATRIC	219	HEAT/COLD EXP.	10
UNCONCIOUS PERSON	115	OB EMERGENCY	7
ABDOMINAL PAIN	114	BURNS	5
SEIZURES	71	ANIMAL BITE	5
ASSAULT	68	STAB/GUN SHOT	4
FIRE CALLS	54	TRAIN ACCIDENT	3
STAND-BY	52	EYE INJURY	3
OVERDOSES	49	MCI	2
STROKE	46	INDUSTRIAL ACC.	1
CARDIAC ARREST	44	CO POISONING	1
DIABETIC EMERGENCNY	42		

LOCATIONS:

TOP 5 TOWNS



Mt HOLLY
1622



HAINESPORT
406



SPRINGFIELD
232



WESTAMPTON
136



LUMBERTON
118

TOTAL
VOLUME
INCREASE OF
4.8%.

39% OF ALL
DISPATCHES
WERE
MUTUAL AID
CALLS.

OTHER:

SOUTHAMPTON	91	WILLINGBORO	22	MEDFORD	4
BURLINGTON	89	MANSFIELD	17	MED. LAKES	4
TURNPIKE	68	PEM/B. MILLS	15	BORDENTOWN	2
EASTAMPTON	65	WRIGHTSTOWN	10	TABERNACLE	3
MOUNT LAUREL	19	FLORENCE	6	MOORESTOWN	1

MUTUAL AID RECEIVED



LUMBERTON EMERGENCY SQUAD
91 CALLS



WESTAMPTON EMERGENCY SERVICES
71 CALLS



MANSFIELD AMBULANCE CORPS
15 CALLS



HAINESPORT EMERGENCY SQUAD
5 CALLS



ENDEAVOR EMERGENCY SQUAD
3 CALLS



MOUNT LAUREL/WILLINGBORO EMS
2 CALLS EACH



MEDFORD/ROBERT
WOOD/JACOBSTOWN EMS
1 CALL EACH

TOTAL CALLS HANDLED BY MUTUAL AID: 192 (6.32%)

WHEN WE WERE BUSIEST:

SHIFT

DAY SHIFT 1923

NIGHT SHIFT 1210



DAY OF THE WEEK

WEDNESDAY 475

SATURDAY 475

FRIDAY 444

TUESDAY 443

MONDAY 437

THURSDAY 435

SUNDAY 424



MONTH

OCTOBER 304

SEPTEMBER 291

JUNE 286

MAY 285

DECEMBER 259

Hour

3:00PM 196

11:00AM 196

2:00PM 192

10:00AM 192

6:00PM 185





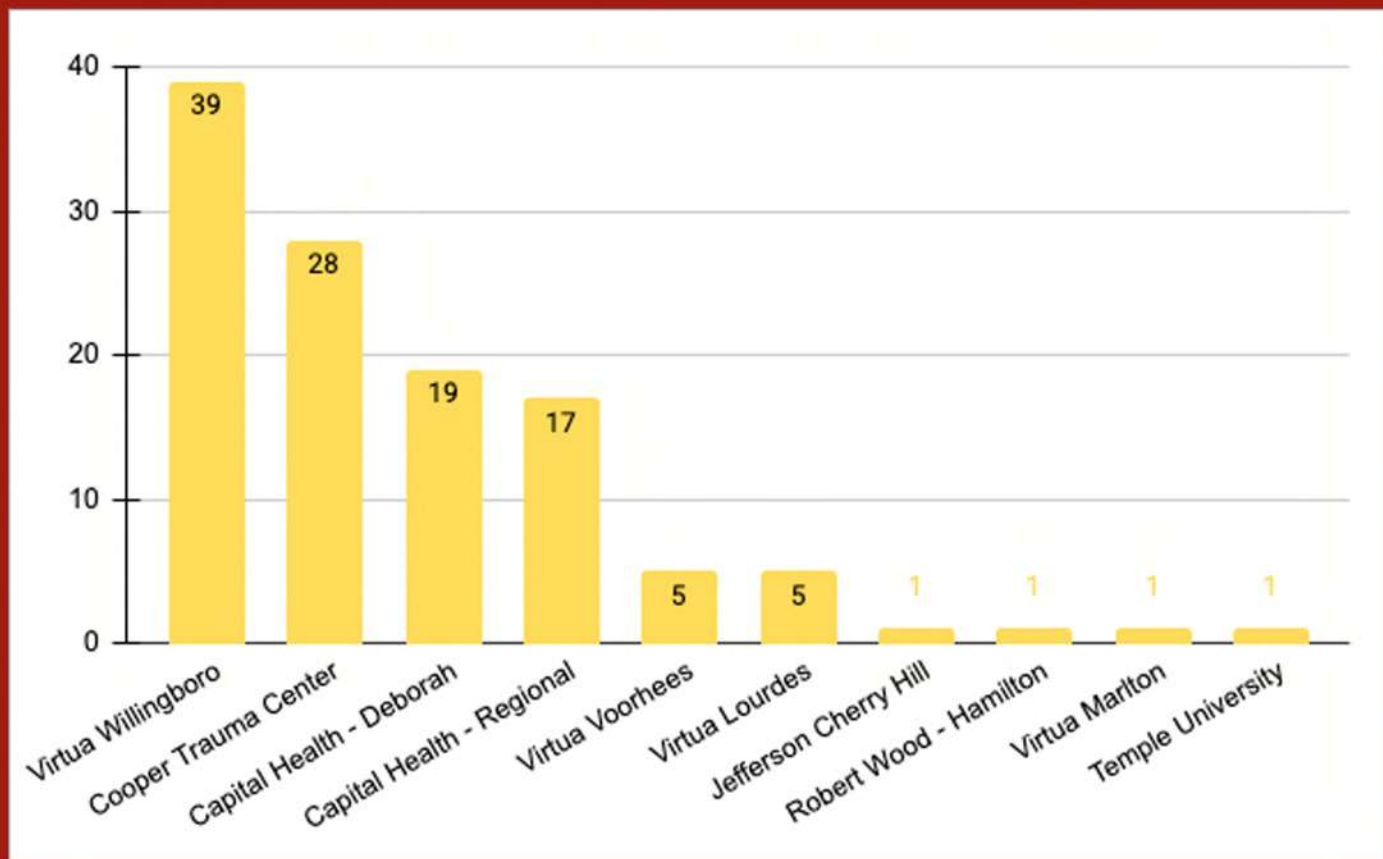
HOSPITAL DESTINATIONS

VIRTUA MOUNT HOLLY HOSPITAL

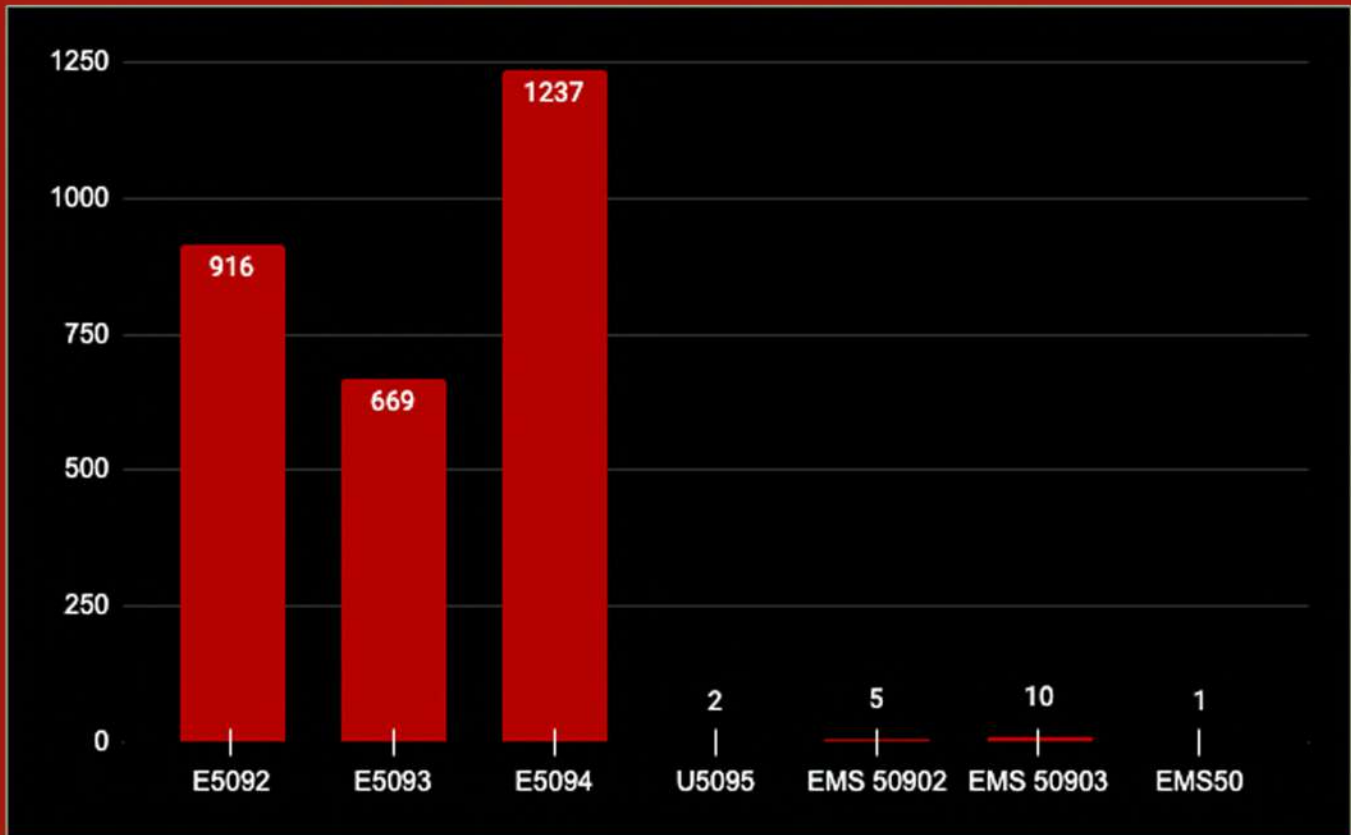
1,539 PATIENTS



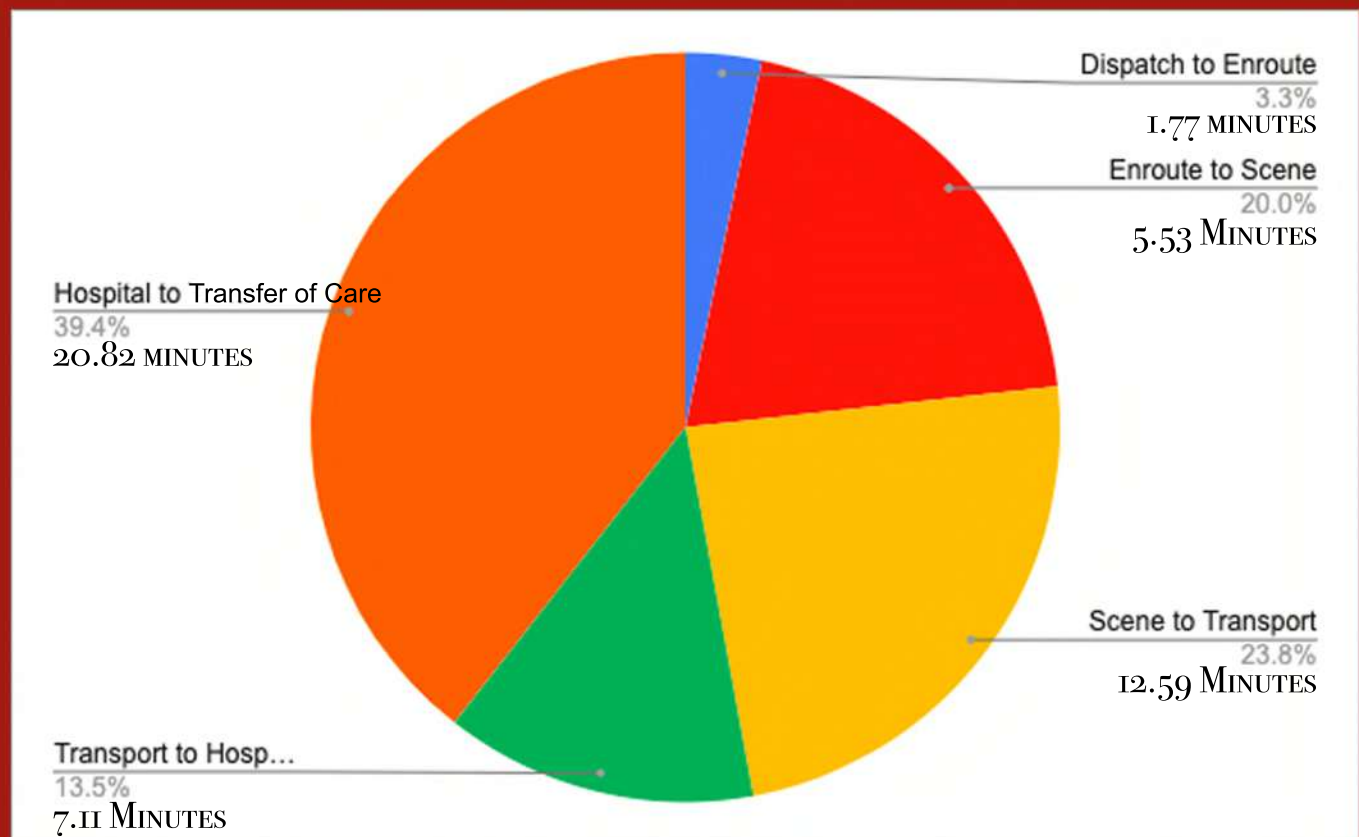
OTHERS:



UNIT RESPONSES



AVERAGE TIMES



A YEAR IN PICTURES





REMEMBERING THOSE WE LOST

2024



JOHN AUGUSTINO
EOW : APRIL 6, 2024



BILL DAVIS
EOW : MAY 2, 2024



BILL ROWLEY
EOW : DECEMBER 27, 2024