



AMERICA EMERGENCY SQUAD

2025 ANNUAL REPORT

MESSAGE FROM THE CHIEF

AS WE CLOSE OUT 2025, OUR CALL VOLUME TOTALED 2,784 RESPONSES, A MODEST DECREASE FROM 2024, WITH NEARLY 62 PERCENT OF ALL CALLS OCCURRING RIGHT HERE IN MOUNT HOLLY. WHILE OVERALL DEMAND DIPPED SLIGHTLY, OUR COMMITMENT TO SERVICE DID NOT. WE CONTINUED TO ANSWER THE CALL LOCALLY, SUPPORT OUR NEIGHBORS THROUGH MUTUAL AID, AND RELY ON TRUSTED PARTNERS WHEN CALLS EXCEEDED OUR IMMEDIATE AVAILABILITY. MOST IMPORTANTLY, 2025 MARKED A YEAR OF TRANSITION AND FOUNDATION BUILDING. WITH A LARGELY NEW LINE OFFICER TEAM NOW IN PLACE, WE ARE ENTERING 2026 WITH CLEAR DIRECTION, RENEWED ENERGY, AND AMBITIOUS GOALS FOCUSED ON READINESS, ACCOUNTABILITY, AND GROWTH. THE WORK AHEAD IS EXCITING, AND WE ARE WELL POSITIONED TO MEET IT.

TIM YOUNG - CHIEF OF EMS



TOTAL DISPATCHES: 2784

MEDICAL EMERGENCY	724	DIABETIC EMERG.	30
FALLS	296	CARDIAC ARREST (ADULT)	30
MVA's	248	MED. ALERT ALARM	
RESPIRATORY EMERG.	198	(ACCIDENTAL)	25
PSYCHIATRIC EMERG.	189	ALLERGIC REACTIONS	9
CARDIAC EMERG.	171	HEAT/COLD EXPOSURE	8
ABDOMINAL PAIN	116	HEADACHE	8
UNCONCIOUS PERSON	74	DEAD ON ARRIVAL	8
SEIZURES	61	CHOKING VICTIM	7
BACK PAIN	52	UNKNOWN PROBLEM	4
FIRE CALLS	48	PREGNANCY/OB EMER.	4
ASSAULTS	47	ANIMAL BITES	4
STAND BY's	39	MCI	2
OVERDOSES	39	CARDIAC ARREST (PEDI)	2
LACERATIONS	38	CO POISONING	2
STROKE/CVA's	35	BURNS	2
TRAUMATIC INJURY	31	GUN SHOT VICTIM	1

LOCATIONS:

TOP 5 TOWNS



MOUNT HOLLY
1710

SPRINGFIELD
192



WESTAMPTON
159

LUMBERTON
94



BURLINGTON
90

TOTAL
VOLUME
DECREASE OF
8.42%

38% OF ALL
DISPATCHES
WERE
MUTUAL AID
CALLS.

OTHER:

SOUTHAMPTON	78	PEMB./B. MILLS	17	BORDENTOWN	3
EASTAMPTON	64	MOUNT LAUREL	8	MEDFORD	2
NJ TURNPIKE	38	TABERNACLE	8	CHESTERFIELD	2
WILLINGBORO	28	WRIGHTSTOWN	8	BEVERLY	2
MANSFIELD	27	FLORENCE	7	SHAMONG	1
HAINESPORT	25	JBMDL	6	WOODLAND	1

MUTUAL AID RECEIVED



LUMBERTON EMERGENCY SQUAD
85 CALLS



WESTAMPTON TWP. EMERGENCY
71 CALLS



MANSFIELD AMBULANCE CORPS
16 CALLS



MOUNT LAUREL EMERGENCY SQUAD
5 CALLS



ENDEAVOR EMERGENCY SQUAD
3 CALLS



NORTH HANOVER EMERGENCY SQUAD
2 CALLS



CAPITAL HEALTH EMS /
MOORESTOWN FIRST AID & EMS
1 CALL EACH

TOTAL CALLS HANDLED BY MUTUAL AID: 186 (6.7%)

WHEN WE WERE BUSIEST:

SHIFT

DAY SHIFT	1435
NIGHT SHIFT	1084



DAY OF THE WEEK

TUESDAY	419
MONDAY	414
SATURDAY	402
WEDNESDAY	385
SUNDAY	385
FRIDAY	377
THURSDAY	375



MONTH

OCTOBER	264
FEBRUARY	249
DECEMBER	244
JULY	236
AUGUST	232

Hour

3:00PM	184
10:00AM	180
6:00PM	172
1:00PM	165
11:00AM	157





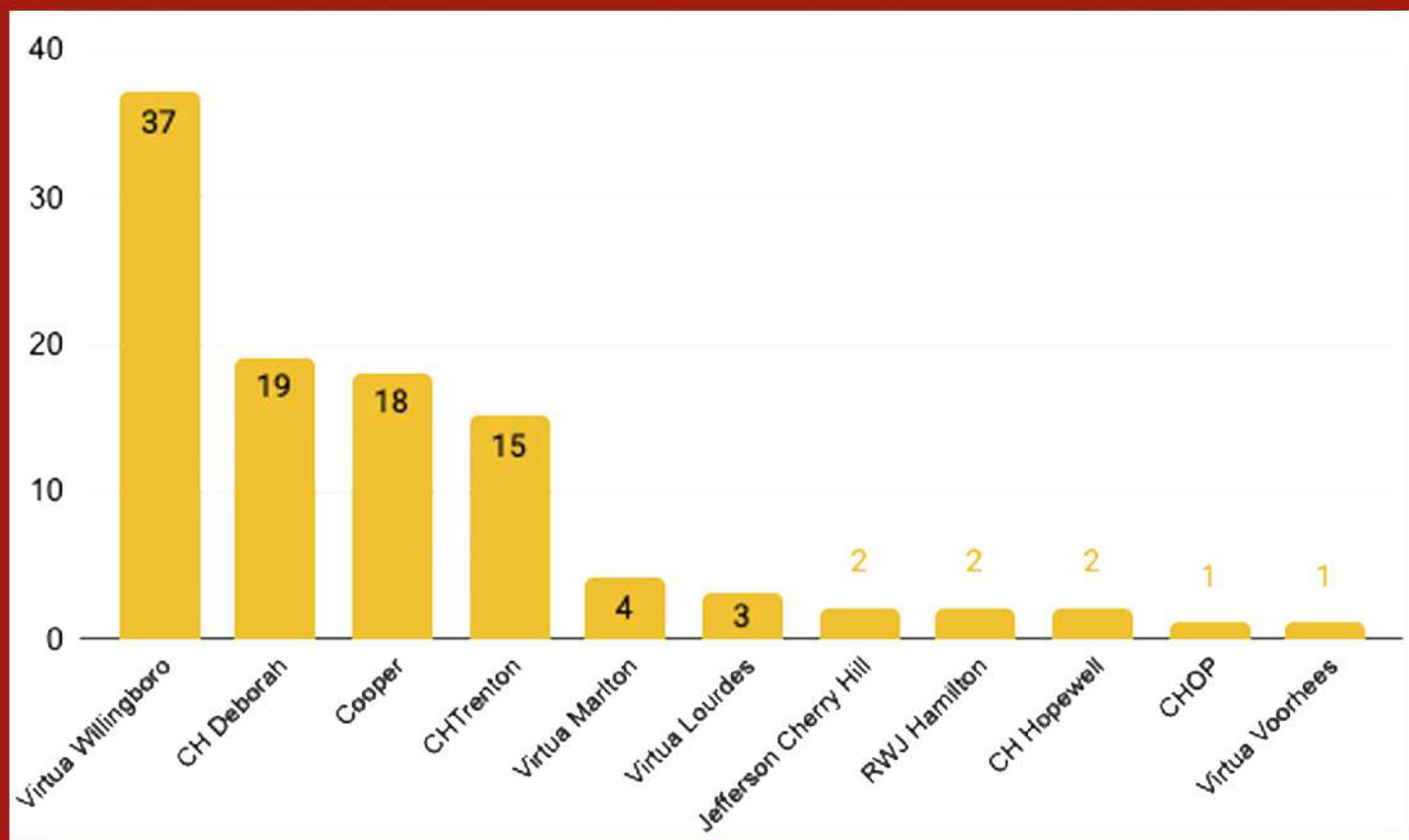
HOSPITAL DESTINATIONS

VIRTUA MOUNT HOLLY HOSPITAL

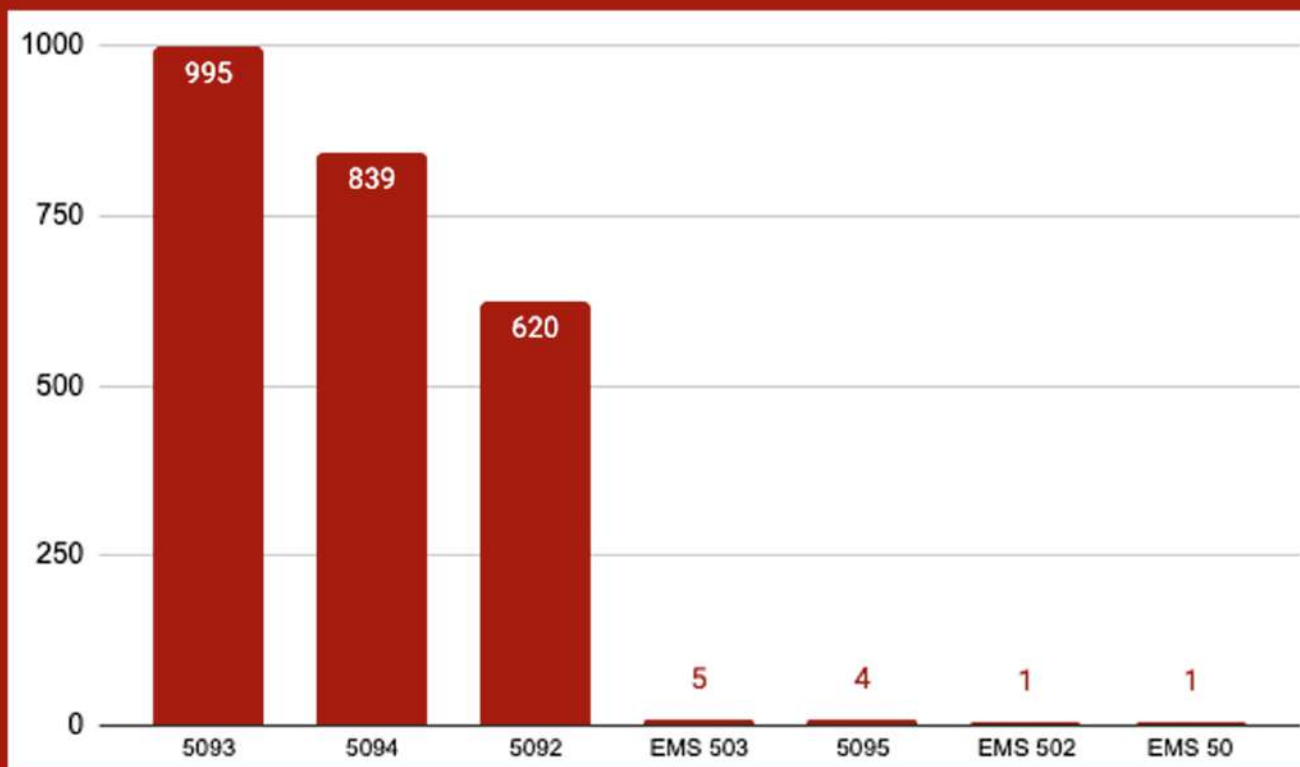
1,454 PATIENTS



OTHERS:

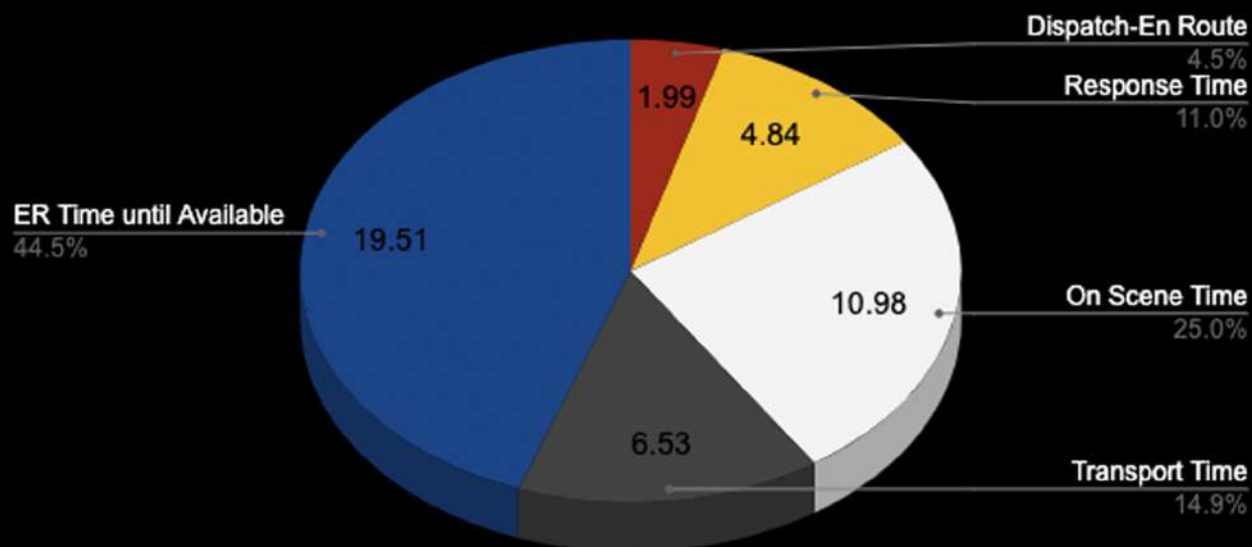


UNIT RESPONSES



AVERAGE TIMES

Average Time Per Call (dispatched-available): 36.29 minutes



A YEAR IN PICTURES

