

Block of the Month

For January 2023 our Block of the Month is the Dutchman's Puzzle

This month's Basic Unit is the **Flying Geese** unit. Using the no-waste method to cut your units, here are your fabric requirements:

Fabric 1 (the goose, or background rectangles): 3 ½" x 26" strip, cut down into 4 pieces 3 ½ x 6 ½

Fabric 2 (2nd colour goose, background rectangle) same as above, or if you are only using 1 colour for the geese, make sure you have 8 pieces measuring 3 ½ x 6 ½ inches


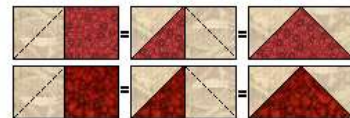

Fabric 3 (sky pieces) : 16 squares sized 3 ½". Draw a line or press each square so that you have a line diagonally from corner to corner.

The no waste part is when you cut off the HST from each corner, you get to keep them and make more HST's!

To make the flying geese, place the right sides together of a 3 ½' square on the opposite ends of your Fabric 1 or 2 rectangles. Sew along the fold line you have drawn or pressed on the squares – make sure that the sew lines are opposite to each other so that you get your point. Make 8 units. Arrange as the picture and Voila!

Our Block will be 12 inch Finished and 12 ½"unfinished.

<https://www.quilterscache.com/D/DutchmansPuzzleBlock.html>



Block of the Month Team:

Lisa Layzell and Cherie McKechnie