



LQG Block of the Month November 2024

Weathervane

12" finished, 12.5" unfinished



For this block you will need a light, medium and dark tone-on-tone blue. Cut as follows:

Dark:


- 12 squares 2.5" x 2.5"
- 4 squares 3.25" x 3.25"

Medium:

- 4 squares 2.5" x 2.5"
- 4 squares 3.25" x 3.25"
- 1 square 4.5" x 4.5"

Light:

- 4 squares 4.5" x 4.5"



Use the dark and medium 3.25" squares to make 8 HSTs. **These will be oversize, trim them to 2.5" square.**

Use the remaining 8 dark squares to make stitch and flip corners on the 4 light squares. This is just like making flying geese.



Join all the pieces together as a 9-patch.