Intervals 2
Major Third (M3), and Minor Third (m3)

Roy Ernst, Author

The interval of a major third is two whole steps (or four half-steps). You could also think of it as the first and third notes of a major scale, such as c to e of a C-major scale.

The interval of a minor third is three half steps. You could also think of this as the first and third notes of a minor scale, such as c to e-flat in a c-minor scale.

Write a note a major third above each of the notes below as shown for the first notes. Count the half steps in the interval to be sure.

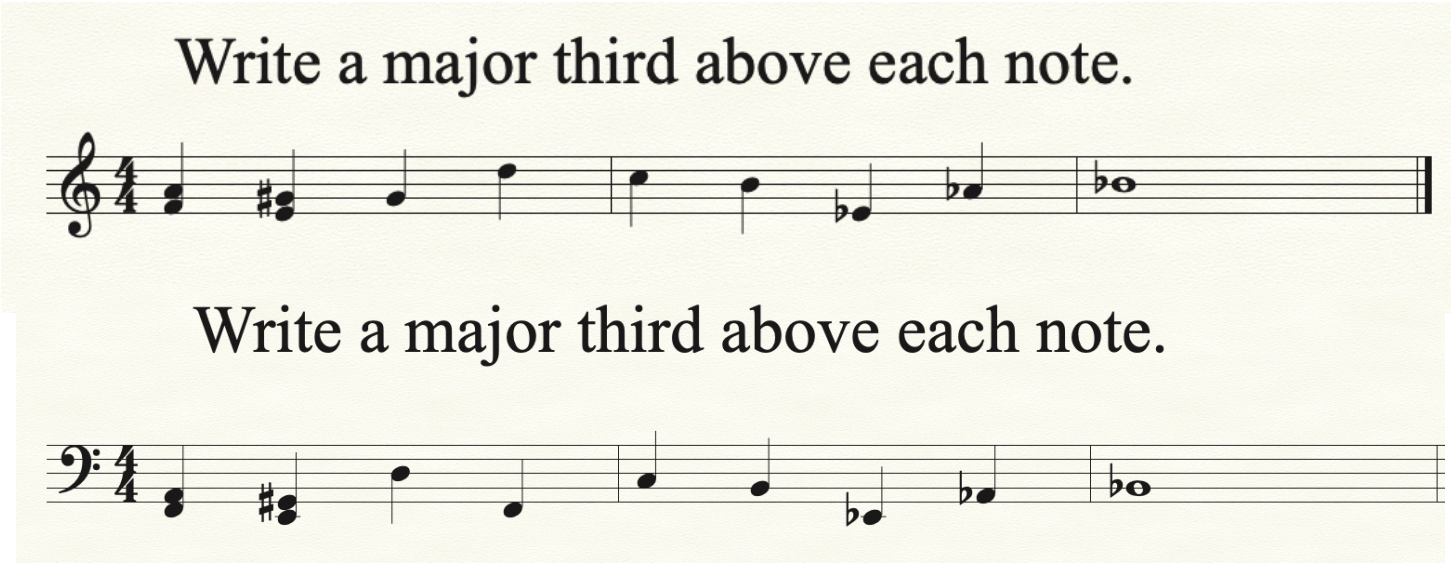

Write a note a minor third above each of the notes below as shown for the first notes. Count the half steps in the interval to be sure.



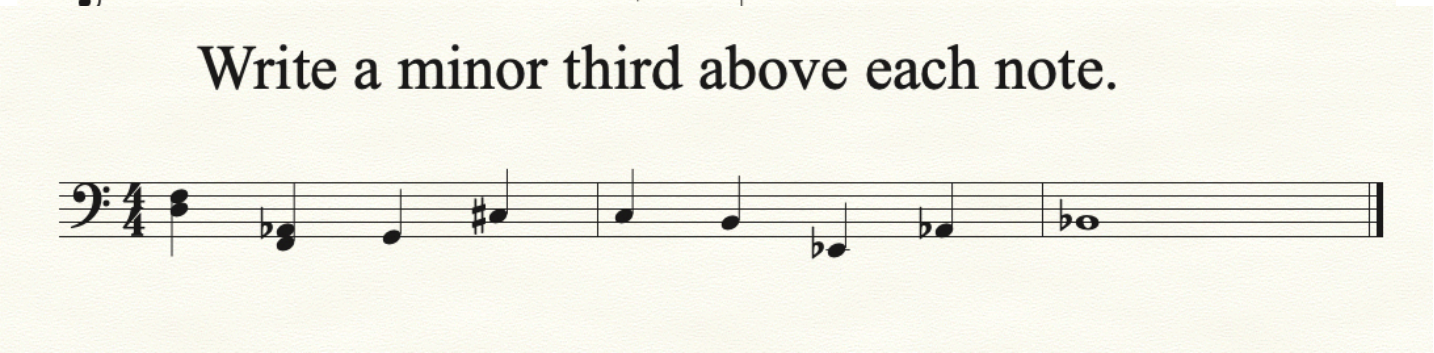

Play the intervals above in your clef on your instrument, playing the low note and then the upper note. Focus on the sound of the intervals.

Assignment

In a piece of music that you play frequently, mark all of the M3 and m3 intervals. Focus on the sounds as you play.

Play a Bb concert scale and play a major third interval above each note. Play it again with a minor third interval above each note.