

Recorded Accompaniments 1

Roy Ernst, Author

There are several on-line sources of good recorded accompaniments that you will enjoy using and that will improve your intonation and playing. **iReal Pro** will be the focus of this lesson and there will be other lessons for other services.

If you like to play popular songs such as the classic old popular songs, You will find accompaniments by a jazz trio or quartet to thousands of songs. You can change the tempo, the key, the style, and the volume levels of each instrument in the trio. The cost is around \$20.

iReal Pro is chords and rhythm, but not melody. That is because chords can not be copyrighted. If chord changes could be copyrighted, there would be very little music. Because the accompaniments are in the public domain, iReal Pro is quite inexpensive.

iReal Pro is an app for either Mac or Android devices.

You may know the melody to some songs or have music for some songs that you would like to play. If not, you can easily and inexpensively download music for almost any piece at sheetmusicdirect.com.

Start by downloading just 2 or 3 songs that you really like. Practice playing them very frequently with iReal Pro until you can play them by memory. Go to the lesson on Melodic Creativity to learn how to play them creatively.






Below is a screen shot of iReal Pro on my iPad for “Summertime.” It shows just chord symbols. You don’t need to know anything about them right now, but if you want to know how they are played on a piano, click on the little keyboard at the bottom of the screen. You can also click on the guitar tablature if you want to see how the chord is fingered on a guitar.

1:06 PM Tue Oct 31 77%

Jazz 1410 **Summertime 1** George Gershwin
(Slow Swing)

$\frac{4}{4}$ A ₋₇	B _{ø7} E _{7,13} A ₋₇	/ / A _{7,9}
D ₋₇	F ₇ B _{ø7}	E _{7,13}
A ₋₇	B _{ø7} E _{7,13} A ₋₇	D ₇ G ₇
C _{Δ7} A ₋₇ B _{ø7} E _{7,13} A ₋₇	B _{ø7} E _{7,13}	

Jazz-Slow Swing 80 bpm 3x A minor

Try clicking on each of the symbols to see what they do. You can change tempo, change key, and decide the volume of each instrument in the trio.

“Summer Time” starts with pickup notes on count 4, so you will need to play them on the last intro beat before the trio starts. You can go to iRealpro.com for

a tutorial on how to create an introduction, but you don't need to do that now.

I enjoy using iRealPro when I practice.