

AN ARITHMETIC ENRICHMENT PROGRAM




MATHiATOR[®]

Level 3

Sample

What Level Is Right For Your Student?

(let's find out)



ILLUSTRATOR: NJValente

Level 3 is tailored to the skills of a third grader. Depending on your state and your child's math understanding, they may be at a second-grade to fourth-grade level. Review the problems below to gauge their difficulty and see if this level is a good fit for your learner.

LEVeL 3 Problem difficulty

Addition

$$\begin{array}{r} 18 \\ +22 \\ \hline 40 \end{array}$$

$$\begin{array}{r} 27 \\ +24 \\ \hline 51 \end{array}$$

$$\begin{array}{r} 29 \\ +10 \\ \hline 39 \end{array}$$

Subtraction

$$\begin{array}{r} 26 \\ -13 \\ \hline 13 \end{array}$$

$$\begin{array}{r} 41 \\ -14 \\ \hline 27 \end{array}$$

$$\begin{array}{r} 37 \\ -18 \\ \hline 19 \end{array}$$

If these problems matches your learner's pace, feel free to continue...

AN ARITHMETIC ENRICHMENT PROGRAM




MATHiATOR[®]

Level 3

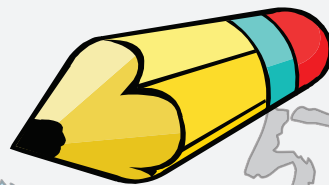
SAMPLER



Learn algebra
concepts that
will help in
taking on
middle & high
school
math!



Elementary
Pre-pre Algebra



Addition
&
Subtraction

ILLUSTRATOR: NJValente

MATHiATOR®

Instructions



- 1 - Show the key is located on the right side
- 2 - Rewrite the problem in the space provided
- 3 - Ensure they are familiar with the problem
- 4 - Solve

Here's the 4 actions the student will take to solve each question.
Look, find, rewrite, and solve.

EXaMPLE:

1st Look at the problem to rewrite it.

2nd Find which letter to use.

3rd Replace the "E" with 1

4th Solve

Key:

K	=	0
E	=	1
Y	=	2

Problem:

$$\begin{array}{r} 3 \\ + E \\ \hline \end{array} \quad \begin{array}{r} 3 \\ + 1 \\ \hline 4 \end{array}$$

Copyright © 2010, 2023 by Emmanuel Gutierrez

Amazon ISBN: 9798300352189

MATHiATOR® Illustrations by NJValente
NJValente Illustrations can be contacted at:
www.NJValenteart.com
www.linkedin.com/in/Nick-Valente-7aa31629
E-mail: Nicholas.Valente@gmail.com

NAME: _____

ADDiTiON

DIRECTIONS: Rewrite the question in the space provided. Rewrite the word with the number to solve.

1. **EXAMPLE** 2.


$$\begin{array}{r} \text{R} \rightarrow 9 \\ +13 \\ +14 \\ \hline 23 \end{array}$$

$$\begin{array}{r} \text{D} \\ + 6 \\ \hline \end{array}$$

3. 4.

$$\begin{array}{r} \text{A} \\ +19 \\ \hline \end{array}$$

$$\begin{array}{r} 14 \\ + \text{G} \\ \hline \end{array}$$



B	=	39
A	=	7
D	=	18
G	=	23
E	=	20
R	=	9

FULL VERSION
has 10 problems
per page.

NAME: _____

DIRECTIONS: Rewrite the question in the space provided. Rewrite the word with the number to solve.

1. $\begin{array}{r} G \\ -10 \\ \hline \end{array}$ _____

2. $\begin{array}{r} 33 \\ - S \\ \hline \end{array}$ _____

3. $\begin{array}{r} A \\ -11 \\ \hline \end{array}$ _____

4. $\begin{array}{r} 22 \\ - W \\ \hline \end{array}$ _____



J = 15
I = 9
G = 40
S = 26
A = 17
W = 8

FULL VERSION
has 10 problems
per page.

SaMPLE FLASH CARD

(Bend & tear along the black dashed lines and
fold along the red dashed line)

(Be mindful of the subtraction flash card on the other side of this
page. Try to avoid trimming into the card)

FOUR

$$\begin{array}{r} 21 \\ + u \\ \hline 29 \end{array}$$

11 or 8 or 10

MATHiATOR Level 3

EIGHT

$$\begin{array}{r} f \\ + 40 \\ \hline 44 \end{array}$$

14 or 41 or 4

MATHiATOR Level 3

SaMPLE FLASH CARD

(Bend & tear along the black dashed lines and
fold along the red dashed line)

(Be mindful of the addition flash card on the other side of this
page. Try to avoid trimming into the card)

FIFTY-SIX

$$\begin{array}{r} 35 \\ - w \\ \hline 2 \end{array}$$

33 or 29 or 30

THIRTY-THREE

$$\begin{array}{r} b \\ - 12 \\ \hline 44 \end{array}$$

21 or 56 or 21

MATHiATOR Level 3

MATHiATOR®

Level 3

ANSWeR KeY

BADGER



#1	23
#2	12
#3	26
#4	37

JIGSAW



#1	30
#2	7
#3	6
#4	14


Thanks 4
your interest!



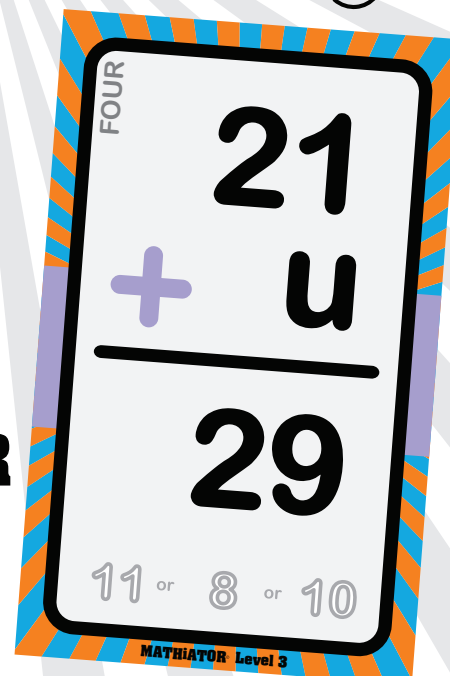


**MATHiATOR
the app**


COMING SOON!



**MATHiATOR
Flashcards**



SPIDER



ROCKET

