

ALIX AND AREA COMMUNITY RESOURCE CENTRE

YEAR END REVIEW

Engagements

Village of Alix: 60%
Lacombe County: 34%
Other: 6%

3731
PARTICIPANTS

Program Partnerships

#OF
Programs

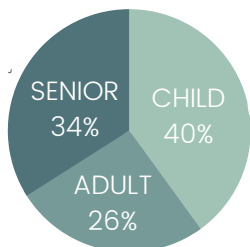
23



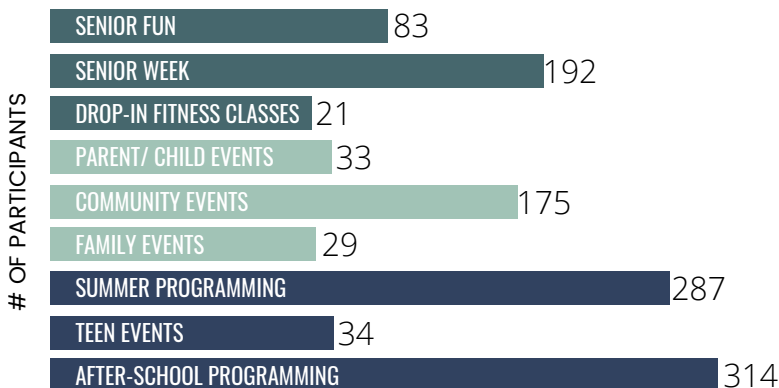
Information & Referral

Forms & Technology Support: 9%
Program Assistance: 52%
Health & Wellness: 3%
Client Care: 12%
Other: 14%
Food Bank: 10%

3958
of Needs Served



Alix CRC Events



Home Support

9

CLIENTS

Meals on Wheels

510

MEALS DELIVERED

18 Clients
8 Volunteers



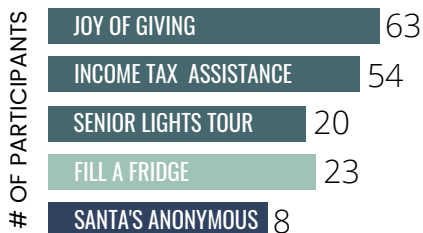
FOOD BANK

Children: 121
Adults: 184
Seniors: 146

189
HOUSEHOLDS



Seasonal Programs & Events



Mental Health: 12%
Addictions: 5%
Food Bank: 6%
Form Support: 40%
Housing: 4%
RCMP: 2%
Other: 30%

Resource Navigation

149
CLIENTS



External Community Programs & Events

Daily

Recurring

Monthly

9

6

3

Social Presence



376

Follow us
on Facebook