

Portuguese Water Dog Club of America, Inc.



Water Trial Manual

Issued February 15, 2025

Table of Contents

CHAPTER 1: INTRODUCTION	4
Revision and Reproduction	4
Goals and Purpose	4
CHAPTER 2: GENERAL RULES AND REGULATIONS FOR WATER TRIAL PARTICIPANTS	5
General Rules	5
Definitions.....	5
Test Procedures	6
General Test Procedures.....	6
Retrieving/Carrying Exercises Generally.....	8
Retrieving Exercises from Shore	9
Boat Exercises	9
Swimming with the Handler	10
Starting Positions for Exercises.....	11
Eligibility.....	11
Trial Site	12
Site Location.....	12
Trial Grounds.....	13
Test Area	13
New Site Considerations/Approval.....	14
Changes of Judge or Site	15
Water Trial Site Diagram.....	16
Trial Equipment	17
Equipment.....	17
Description and Illustration of Regulation Equipment	18
CHAPTER 3: TEST EXERCISES	21
Summary of Exercises by Level	21
Junior Water Dog Test Exercises.....	22
Apprentice Water Dog Test Exercises	24
Working Water Dog Test Exercises	28
Working Water Dog Excellent Title.....	32
Courier Water Dog Test Exercises.....	33

Courier Water Dog Excellent Title	37
Master Water Dog Title Program.....	37
Master Water Dog Test Exercises	38
Master Water Dog Packages.....	45
CHAPTER 4: ADMINISTRATIVE GUIDELINES	46
Declaration of Authority	46
Reciprocal Water Trial Program and Title Recognition with the Portuguese Water Dog Club of Canada	46
Duties of the PWDCA	46
Water Trial Host	47
Applying to Host a Sanctioned Water Trial	47
Water Trial Additional Events	48
Host Committee Duties and Authority.....	48
Trial Judge Selection: Judging Assignments	49
Trial Veterinarian Selection.....	50
Sale and Distribution of Material	50
Proceeds.....	50
Trial Secretary's Duties	50
General duties.....	50
Premium List	50
Entry Form	51
Entry Fees, Refunds, Cancellations	51
Guaranteed Entries for Trial Workers.....	51
Limited Entry, Waiting Lists and Random Draw	52
Conducting a Random Draw	52
Regular and Non-Regular Entries.....	53
Priorities among Entries.....	54
Move-ups	54
Failure Policy at the PWDCA National Specialty Trial	54
Judging Order	55
At the Trial.....	55
Trial Report	55
Trial Steward Selection	56

Steward Duties.....	56
Substitute Stewards.....	57
Stewarding Errors	57
Trial Judge's Authority and Duties.....	57
CHAPTER 5: DOG AGGRESSION	60
Reporting Requirements	60
Excusal	60
Disqualification.....	60
By the Judge:.....	60
By the Host Committee:.....	60
CHAPTER 6: GRIEVANCES	62
Grievance Definition	62
Grievance Procedure	62
Disciplinary Action - Grievances	63
CHAPTER 7: JUDGES.....	64
Process to Become a Water Trial Judge	64
Qualifications	64
Observer Judge Process	64
Provisional Judge Process	65
Supervisory Judge Requirements	66
To Maintain Active Judging Status.....	67
Foreign Judges	67
APPENDIX A: BAIT BUCKET MODIFICATION	68
APPENDIX B: FISHING NET DIMENSIONS	68
APPENDIX C: SITE MARKER CONSTRUCTION.....	68
GLOSSARY OF TERMS.....	70

CHAPTER 1: INTRODUCTION

The Portuguese Water Dog, past and present, is a working breed. As a contributing crew member on Portuguese fishing vessels, tasks that were attributed to the breed included retrieving overboard articles, carrying messages, swimming fishing floats into place and guarding the boats, nets and catch when in port. The regular and successful completion of these tasks required teamwork between dog and owner, efficiency in accomplishing the work of the day, natural willingness and the intelligence to adapt routines to changing conditions.

The Portuguese Water Dog today exhibits eagerness, intensity and strong swimming and retrieving abilities. To preserve these qualities and maintain for the future the breed's natural instincts, the PWDCA has designed a series of water work exercises, which reflect the historical working background of the Portuguese Water Dog. These exercises consist of two aspects: the dog's ability to perform a task and its willingness to do so on command.

The PWDCA Water Trial program is the beginning of another chapter in the history of the Portuguese Water Dog as it provides a context in which to record our present efforts to preserve the past and insure the future of this noble working water dog.

Revision and Reproduction

The PWDCA has adopted this Water Trial Manual in the year 2025. Minor revisions to correct typographical or grammatical errors or to clarify the intent of any provision of this Water Trial Manual may be made at any time by the PWDCA Water Trial Committee (WTC). Substantive revisions or additions to this Water Trial Manual must be approved by the PWDCA Board of Directors by majority vote, after being submitted to Approved Water Trial Judges for a 14-day comment period. The PWDCA WTC shall be responsible for submitting and collecting responses from the judges. Any revision or addition made to this Water Trial Manual must be published in THE COURIER in the earliest issue possible after the revision or addition is made. All interested parties are encouraged to download the PWDCA Water Trial Manual from the PWDCA website.

Goals and Purpose

The goals of the PWDCA water trials are to promote an environment that encourages:

1. The development of the working attributes of the Portuguese Water Dog.
2. A strong bond between dog and owner consistent with the Portuguese Water Dog's heritage as a working companion.
3. The creation of a modern water work activity specifically related to the breed's unique abilities and historical function.

The progression of test exercises and levels included in this manual is intended to provide Portuguese Water Dogs and handlers an opportunity to earn titles based on water exercise levels successfully completed.

CHAPTER 2: GENERAL RULES AND REGULATIONS FOR WATER TRIAL PARTICIPANTS

General Rules

1. The PWDCA requires all attendees, handlers and spectators at all water trials to conduct themselves in the spirit of good sportsmanship. It is expected that each exhibitor always considers as paramount the welfare of his or her dog. As such, a handler is permitted to talk, cheer and encourage his dog within the guidelines of the PWDCA Water Trial Manual. There are no restrictions to the number of commands or directions that can be given to the dog by the handler. Any actions or language not appearing to be in the spirit of good sportsmanship will not be permitted. This includes but is not limited to harsh commands, whether verbal or physical in nature or handling a dog in an abusive manner. Any action viewed by the judge during the course of the trial, not to be in the spirit of good sportsmanship, shall result in immediate dismissal from the trial.
2. Dogs not actively competing in a trial must be kept on leash or in crates and at such a distance from the test area so as not to disturb working teams.
3. No person on the trial grounds shall engage in conduct that is abrasive or dangerous to him/herself or others, or that disrupts the trial, or interferes with any competing team or with any water trial official in the discharge of his/her duties. Anyone engaging in such behavior is subject to expulsion from the trial grounds.
4. No one is to physically discipline a dog while on trial grounds except to ward off or prevent aggression by a dog. No person shall leave a dog unattended and exposed to conditions which may create a risk of injury or death. Anyone found to be abusing or neglecting a dog on trial grounds is subject to expulsion from the trial grounds.
5. Waste containers will be provided and handlers/owners must clean up after their dogs.
6. Participants and spectators shall obey the directions of the judge(s), Host Committee and stewards.
7. Violation of these "Rules and Regulations for Water Trial Participants" shall be cause for failing an exercise, disqualification from competition in the trial or other action, including expulsion from the trial grounds, to be determined by the officiating judge(s) and/or Host Committee.

Definitions

1. The term "handler" shall mean either an owner of a dog who handles the dog during the test exercises or any other person authorized by the owner to handle the dog during the test exercises.

2. "Participant" shall include both handlers and stewards, including substitute stewards.
3. "Water trial rules" shall mean the provisions of this Water Trial Manual.
4. "Water trial official" shall mean any of the following: judge(s), official trial stewards, the veterinarian provided by the host water trial committee (Host Committee), members of the Host Committee, and any other person to whom a task has been specifically delegated by the Host Committee.
5. "Double handling" during an exercise means any assistance to or communication with a competing dog by a person who is not specifically permitted by the terms of the exercise description or these "Rules and Regulations for Water Trial Participants" to assist or communicate with the dog. Double handling will be cause for immediate failure of an exercise except where it occurs through an error made by an official trial steward. In that case, the dog must be re-tested on the exercise.
6. "Entering the water" means a dog moves all four paws across the three-foot line or, in the case of a dog on a boat, jumps from the boat platform toward the water.
7. "Leaving the Water," means the dog moves all four paws across the three-foot line from the water toward land.
8. "Delivery to hand" is defined as: The dog brings an article to the handler and either deposits it in the handler's hand on command or allows the handler to remove the article from its mouth on command.
9. "Club steward" or "substitute steward". Stewards are to assist in the running of the trial. "Club stewards" are official trial stewards provided by the host club and may serve various functions such as a "land steward" who may throw a dummy for a handler that requests at the Junior or Apprentice level, or holds a dog at the Junior level, or "boat steward" who rows the boats. The club steward generally stewards for all of the class or for a number of consecutive dogs. In specific situations, a handler is allowed the use of a "substitute steward" (as defined under Test Procedures). A substitute steward is chosen by the handler and is most often used at the Courier or Master level. It is expected that the steward (both club and substitute) be capable of performing the duties required of that position (ex. throwing a dummy the distance needed for an exercise).

Test Procedures

General Test Procedures

1. The handler may talk to the dog at all times.

2. Dogs and handlers are expected to perform in a natural environment, which may include wind, rain, sun glare, tides and currents, and distractions from the general public.
3. Owners and handlers shall be responsible for the health, safety and fitness of their dogs. Subject only to the judge's authority to excuse a dog from competition, it is the sole responsibility of the owner and/or handler to decide whether to compete.
4. An owner or handler may withdraw a dog from competition at any time for health, safety or other reasons by notifying the judge or Trial Secretary.
5. A team must receive a passing score on each exercise at a given test level in order to earn a "qualifying score" for that test level. A qualifying score is required to earn a title.
6. Each team will be allowed a three-minute warm-up period in the test area just prior to being judged. Any trial equipment used at the team's test level may be used during the warm-up period. The judge need not wait for the water to clear and may begin the test at any time after the end of the warm-up period.
7. All exercises are performed with the dog off lead.
8. Unless specifically permitted by an exercise description or these Rules and Regulations, the handler may not physically touch, guide or restrain the dog after an exercise has begun. An exercise is deemed to begin when the judge says (or signals) "You may begin". At the Junior and Apprentice levels, the handler may gently guide the dog by the collar or harness between exercises. At the Working, Courier and Master Water Dog levels, the handler must control the dog without physical guidance of any kind both during and between exercises, however, this does not apply to the 3-minute warm-up period. The handler may physically assist a dog in boarding a boat from water of swimming depth and may, in the interest of safety, momentarily steady a dog on a boat platform while it turns, shakes its coat or is in danger of falling. Upon completion of an exercise the handler may briefly pet and praise the dog.
9. Before each exercise the judge will ask the handler, "Are you ready?" and upon receiving an affirmative response will tell the handler, "You may begin." The handler and/or steward then prepares for the exercise by throwing an article, placing a float line, dumping articles overboard, etc. Timing of the exercise starts when the judge says (or signals), "Send (or call) your dog" or, if the exercise does not require the dog to be sent, when the judge says, "You may begin." Exception: In the underwater article retrieve, timing begins when the article sinks. At the Junior level, the handler may hold the dog by the harness or collar until the judge says, "send your dog," at which point the handler must take his/her hands off of the dog. The judge will signal the end of each exercise and the end of timing by telling the handler, "Exercise finished." Hand or whistle signals may be substituted for vocal signals by the judge, so long as the signal system is clearly explained to the participants before the judging begins.

10. The handler may not send or call the dog before the judge gives the signal to do so. The dog is not permitted to anticipate the handler's command to the dog. Unless specifically defined otherwise in an exercise description, "anticipation" means that a dog crosses the three-foot line with all four paws before being sent or called in an exercise which starts on land, or leaves the boat platform before being sent in a boat exercise.

11. Verbal encouragement, commands and/or hand signals are allowed and may be repeated by the handler at any time. A whistle may be used by the handler to signal the dog.

12. In all exercises at all levels: a steward/substitute steward is not allowed to communicate with a competing dog except as noted, and is inactive and silent unless a specific role or function is assigned in the exercise description or these "Rules and Regulations for Water Trial Participants." In any case, where not specifically allowed, the steward/substitute steward shall not respond to the handler beyond a brief nod.

13. The handler or the steward may not, at any time, in any exercise, splash the water to draw attention to the handler or to an article. The exception is the Apprentice Float Line Retrieve From Shore exercise when a boat steward will splash the float line from the back of the boat.

14. A handler is allowed the use of one substitute steward at the Courier and Master levels. It is expected that the substitute steward be capable of performing the duties required of that position (ex. throwing a dummy the distance needed for an exercise). A personal substitute steward is also allowed for the Timed Swim at the Junior and Apprentice levels. For all other exercises at any level, the Judge and Trial Chair must approve the use of a personal substitute steward prior to the briefing and it must be for extenuating circumstances. Host Club Stewards are available to assist handlers as designated within the rules. Handlers who are physically challenged should address the situation with the Host Club Trial Secretary or Trial Chair and Judge prior to the trial so provisions can be made. If a physically challenged handler has designated a substitute steward to handle the dog for an exercise, the non-participating handler must remain quietly in the judge's area during the time the dog is working with the steward. The steward performs the entire exercise with the dog.

15. Only the equipment necessary to complete the task(s) associated with the exercise being tested may be present and visible to the dog being tested. No other equipment may be on the platform of either boat or in the handler or steward's immediate possession during the exercise. The judge may tell the handler to remove articles unintentionally left on the platform before beginning the exercise. An article unintentionally left on the platform is not cause for failing provided that the article was not used in a way that benefits the team's performance.

Retrieving/Carrying Exercises Generally

1. Either the handler or a steward may throw the article unless noted otherwise. If the judge determines that a throw is inadequate, he/she will stop the exercise. The article will be recovered by the steward and the exercise will be restarted. If the handler elects to throw the second time and the throw is still inadequate, the third and any subsequent throws will be

made by the steward. In boat exercises, when the handler and the boat steward are unable to complete the throw, the judge may direct a steward on land to throw the article. The judge need not wait for inadequate throws before allowing a steward to throw an article.

2. The judge will determine whether the throw is adequate and will signal approval to the handler by directing "send your dog" as noted above.
3. The dog may drop an article on shore or in the water and the handler may give additional signals and commands to recover it.
4. The dog may be redirected by voice and/or hand signals from the handler to locate an article if necessary.
5. The handler may not assist the dog in locating articles by throwing other objects.
6. All deliveries are from the dog's mouth to the handler's hand except at the Junior Water Dog level and the Courier Pouch Exchange exercise where the pouch may be attached to the harness. The article being delivered must be released into the handler's hand and out of the dog's mouth prior to the handler touching the dog or its harness or the dog boarding the boat.

Retrieving Exercises from Shore

1. The handler must remain behind the three-foot line at all times except in the underwater retrieve exercise.
2. A dog must leave the water to deliver an article to the handler on land. "Leaving the water" means the dog moves all four paws across the three-foot line.
3. The dog need not return directly to the shore point where the handler is standing, but may swim to the closest point of land. The handler is permitted to move anywhere within the test area behind the three-foot line, however, once the dog has left the water with the article, the handler may not move more than one or two steps in any direction to receive the retrieved article. At the Junior level only, if the article is dropped, it must be dropped close enough so that the handler does not move any more than that one to two steps in any direction to receive it. The handler's feet may move in place as he/she turns to receive the article.
4. In the Underwater Retrieve exercise, the dog must deliver the article to the handler before leaving the water. Delivery need not be to hand at the Junior Level.

Boat Exercises

1. Either handler or dog may board the boat first.
2. When required to be on a boat during or between exercises, the dog must remain under control and on the boat platform. The dog may be sitting, lying down or standing and minor changes of position are permitted as long as the dog remains under control.

3. The handler (or steward, where specified) may place one hand in the water to receive an article as long as the person's torso, or trunk of the body, remains on the boat. The handler or steward's legs may hang over the stern. The handler or steward should position himself/herself on the platform so that his/her weight remains centered and evenly distributed on the platform. At no time should the handler or steward hang their legs over the side of the boat nor stand on the platform or step.
4. If the dog fails to return to the handler's boat within the time allowed for an exercise more than once during exercises at the Working, Courier, or Master levels, the dog will be excused from further participation.
5. The only time a handler or steward may leave the platform of the boat is at the completion of the exercise and the boat is at a depth at which the handler may safely disembark from the platform. When the boat is resting in two to three feet of water it is considered safe for the handler, steward and dog to disembark from the platform. Any handler or handler's steward who leaves the platform of a boat, prior to the boat resting in two to three feet of water, will be disqualified immediately, forfeit the opportunity to continue with any other exercises within the specific test level and no title will be awarded. The exceptions to this rule are when the participating dog, handler or stewards are in perceived danger, equipment failure, or conditions causing the handler to accidentally leave the platform. In these cases, the team may repeat the exercise.
6. Step will be held in the raised position at all times except as determined below. Step may be lowered when the dog is half way back to the boat with the article or in the case of multiple articles, the final article. The exception to this will be for the Working level Articles Overboard. The step may be lowered after the second article has been delivered to hand.
7. Article must be delivered to hand in all boat exercises. The dog's paws may be on the step when delivery takes place but may not touch the boat platform prior to delivery of the article. If the dog's paw or paws touch the boat platform prior to delivery to hand, the dog shall fail the exercise. In the Courier pouch exercise, if the pouch is attached to the dog's harness, the dog may be boarded onto the platform with the pouch attached (it is not necessary to remove the pouch prior to boarding the dog).
8. The handler boat shall be kept parallel to shore unless otherwise noted

Swimming with the Handler

1. The dog is not permitted to climb on the handler during the swimming exercises. The handler may brush the dog off once without penalty, but if the dog attempts to climb on the handler a second time, the team fails the exercise.
2. The handler is not permitted to support the dog in the water.
3. No toys or retrieving articles are to be used during the swim exercises.

4. If the handler is a non-swimmer or prefers not to swim with the dog and if the site allows, the dog may perform the swim exercise with a steward or, handler may walk or stand while the dog swims. The dog must remain at swimming depth at all times. The handler is not allowed to ride in the boat while the dog swims alongside the boat. Handlers who are physically challenged and require special arrangements should address the situation with the Host Club Trial Secretary or Trial Chair and Judge prior to the Trial so that provisions can be made. If a substitute steward is designated to handle the dog for the swim exercise, the non-participating handler must remain quietly in the judge's area during the time the dog is working with the steward. The steward performs the entire exercise with the dog.

Starting Positions for Exercises

SHORE: Handler is standing on shore behind the three-foot line and facing the water. Dog is at the handler's side under control.

BOAT: Handler is sitting or kneeling on the boat platform. Dog is at the handler's side under control.

OTHER: Position is explained at the beginning of exercise.

Eligibility

PWDCA sanctioned water trials shall be open only to purebred Portuguese Water Dogs individually registered with the AKC or individually registered with a foreign registry organization recognized by the AKC or Portuguese Water Dogs with AKC PAL/ILP (Purebred Alternate Listing/Indefinite Listing Privilege) numbers. On the day of the water trial(s), the dog must be eligible to compete in events sanctioned by the Kennel Club in which the dog is registered (AKC, CKC). Additionally, on the day of the water trial(s), the handler of the entered dog must also be in good standing and able to compete in events sanctioned by the Kennel club in which the dog is registered.

A dog must be at least six months of age on the day of the trial to enter the Junior Water Dog level and one year of age to enter the Apprentice level and above, unless the dog has successfully passed the Junior level. All dogs must be in good health and in proper condition for the test level in which they are entered.

Bitches in season shall be eligible at the discretion of the Host Committee. The premium list must state whether they are eligible and under what conditions they may compete. After consulting with the host committee, the judge has the authority to determine that a bitch that appears to be in season (but was not reported as being in season) will be subject to the conditions stated for bitches in season at the trial.

The minimum age for water trial participants is 9 years old. Participants between the ages of 9 and 18 must have a parent or legal guardian present at the site while they participate.

Neither a judge nor any member of his/her immediate family or household, nor any dog that lives with a judge or any such family or household member, shall be eligible to compete at a trial where the judge is officiating or performing an observer or provisional judging assignment. "Competing" shall include acting as a substitute steward.

The Junior Water Dog title is an optional title and if desired, may be earned before or after earning the Apprentice Water Dog title and after higher-level titles. Junior certificates earned prior to 2024 are considered a title, although no new title certificate will be issued. A dog may enter the Apprentice Water Dog titling level without having a Junior Water Dog title if it is at least 12 months of age on the day of the trial (or as outlined in the second paragraph of this section). A dog must have earned an Apprentice Water Dog title in order to be eligible to enter the Working Water Dog level. A dog must have earned a Working Water Dog title to be eligible to enter the Courier Water Dog level. The Working Water Dog Excellent title is an optional title and if desired, may be earned before or after earning the Courier Water Dog title and after higher-level titles. A dog must have earned a Courier Water Dog Excellent title to be eligible to enter the Master level. No dog may be entered more than once at the same test level at a trial.

Trial Site

Site Location

The water trial is designed to be conducted in an open body of water such as a lake, river or sea. Open body of water is defined as any natural or man-made body of water including but not limited to: ocean, sea, lake, river, pond, reservoir, canal, channel, lock, fjord. A swimming pool of any size is NOT considered an open body of water.

The Host Committee shall select a suitable location. The "test area" shall mean both the land and water test areas

The "water test area" shall start at the three-foot line and shall occupy at least 75' perpendicular to shore and 75' parallel to shore. These dimensions are minimum clearances that must be free of obstructions; they are not "boundaries" unless specifically stated as such elsewhere in this manual. Factors such as tides, winds, currents and other conditions may influence the configuration of the water test area at any given time. It shall be within the discretion of the judge to determine the boundaries of the water test area for purposes such as, without limitation, deciding whether an article has drifted to the extent that it should be declared out of bounds and repositioned for a competing team. (See "Trial Judge's Authority and Duties")

Within the water test area there shall be placed two floating and highly visible site markers (see Appendix C). These markers shall be placed so that the sterns of the boats (when hooked to the markers) are 50' apart measured parallel to the three-foot line and shall be placed 60' out from the three-foot line. In setting up the test site, the Host Club will be responsible for making sure that the dogs will be at swimming depth 20' from the 3' line, and that dogs will swim at least 40'

when swimming in a direction perpendicular to shore to an imaginary line between the site markers.

Drought, tides, and other climatic conditions can alter test sites drastically. It is the responsibility of the Host Club to make sure that the swimming exercises are not compromised at these locations. Shallow sites require the site markers be moved out as far as necessary to provide the minimum swim distance. The alternative is to change the test site.

The "land test area" shall start at the three-foot line and shall occupy an area measuring at least 35' perpendicular to the three-foot line and 35' parallel to the three-foot line. The land test area shall be roped off or otherwise clearly marked by the Host Committee. It is encouraged to provide separate paths for teams to enter and leave the land test area when possible. The line three feet from the water (the "three-foot line") shall be clearly marked along the land test area. This shall include but not be limited to a visible marker on the surface of the land across the entire width of the land test area.

From the land test area there shall be a "water area entrance" at a place where the water deepens gradually. The water area entrance shall be at least 20' wide to allow teams and boats access to the water test area. The water area entrance shall be clearly marked if it occupies less than the entire shoreline edge of the land test area.

Trial Grounds

The "trial grounds" include the entire area of water and land which supports the participants and spectators at the water trial, including the water and land test areas, viewing areas, parking areas, crating areas, concessions, sanitation facilities and exercise areas.

Test Area

1. No food, toys or other training aids are permitted in the test area at any time.
2. The judge will determine and announce to the Host Committee when the test area is ready to be used for the trial, and dogs are not permitted to enter or practice in the test area from that time until the end of the trial except when being judged and during the three minute warm-up period just prior to judging. When a second trial will be held later on the same day or on the next day, the judge may determine and announce to the Host Committee that dogs are not permitted to enter or practice in the test area between trials.
3. During the trial, no one is permitted in the test area except a team (including substitute steward, if any) which is competing or warming up, the judge(s) and other water trial officials who are performing their duties. At no time is anyone permitted to interfere with a dog's performance by blocking the gates or the area between the water's edge and 3-foot line to prevent a dog from running off. The only exception would be a life-threatening situation.
4. Closable ring gates for the land test area are optional and may be provided by a host club if the host club desires to have them. When closable ring gates are provided by the host club, the

judge and host committee will together determine if ring gates should be closed after teams have entered the test area, and this decision will be applied uniformly to all teams tested at that level. If ring gates are closed and a dog exits the test area from the water side, gates will be reopened to allow the dog to reenter and will then be reclosed.

5. A dog is not permitted to leave the land test area during an exercise and may be failed by the judge if it does leave the land test area.

New Site Considerations/Approval

Any new site that a host club would like to use to hold water trials must be approved by the Water Trial Committee prior to applying to hold a water trial. Whenever possible, a Water Trial judge or Water Trial Committee member should be asked to view the site to confirm the suitability of the site. Photos and/or video of the site will need to be provided when applying for a new site approval. A New Site application must be submitted online. It can be found on the PWDCA website, on the Water Work page, under Water Trial Secretary Documents. Specifics that will need to be provided regarding the site are:

1. Type of body of water
2. Surface at the water's entrance
3. Approximate water depth 25' from the 3' foot line
4. Approximate water depth 60' from the 3' foot line

When a host club is considering use of a new site, the following should be considered when applying for approval of a potential water trial site:

1. Sufficient water clarity at the shoreline to allow for the underwater retrieve.
2. The depth at the site marker/stern of the boat should be deep enough that the dogs are not able to "bounce off" the bottom of the site. Four feet should be a minimum.
3. The depth of the site must allow for the minimum of 40 feet that the dog is required to swim (not walk). Shallow sites require the site markers to be moved out as far as necessary to allow for the minimum swim distance.
4. The water surface area of the site must be sufficiently large to allow for a distance of 50 feet on the sides of each marker parallel to shore. The total surface area at the markers should be 150 feet across at the markers. If the site only allows for a go out in one direction then the total surface area could only be a minimum of 100 feet.
5. There should be a minimum of 50 feet of water surface area beyond the site markers on the lakeside.

For trials requesting 2 test areas (within the same location):

6. The minimum distance between 2 sites should be 120 feet of water surface area and the same for the land test area. A barrier between the 2 sites such as a fence would be necessary. If there is a natural barrier between the sites such as a dock or land mass then no fencing would be necessary.

Other Considerations:

- Ideally, sites should allow for buoy ball go outs in either direction but this is not mandatory.
- Safety of the handler and dog is a priority. There should be no unsafe conditions in the water or land test area. Examples of unsafe conditions are: an open trench, a steep hill, very slippery surfaces such as mud, etc.

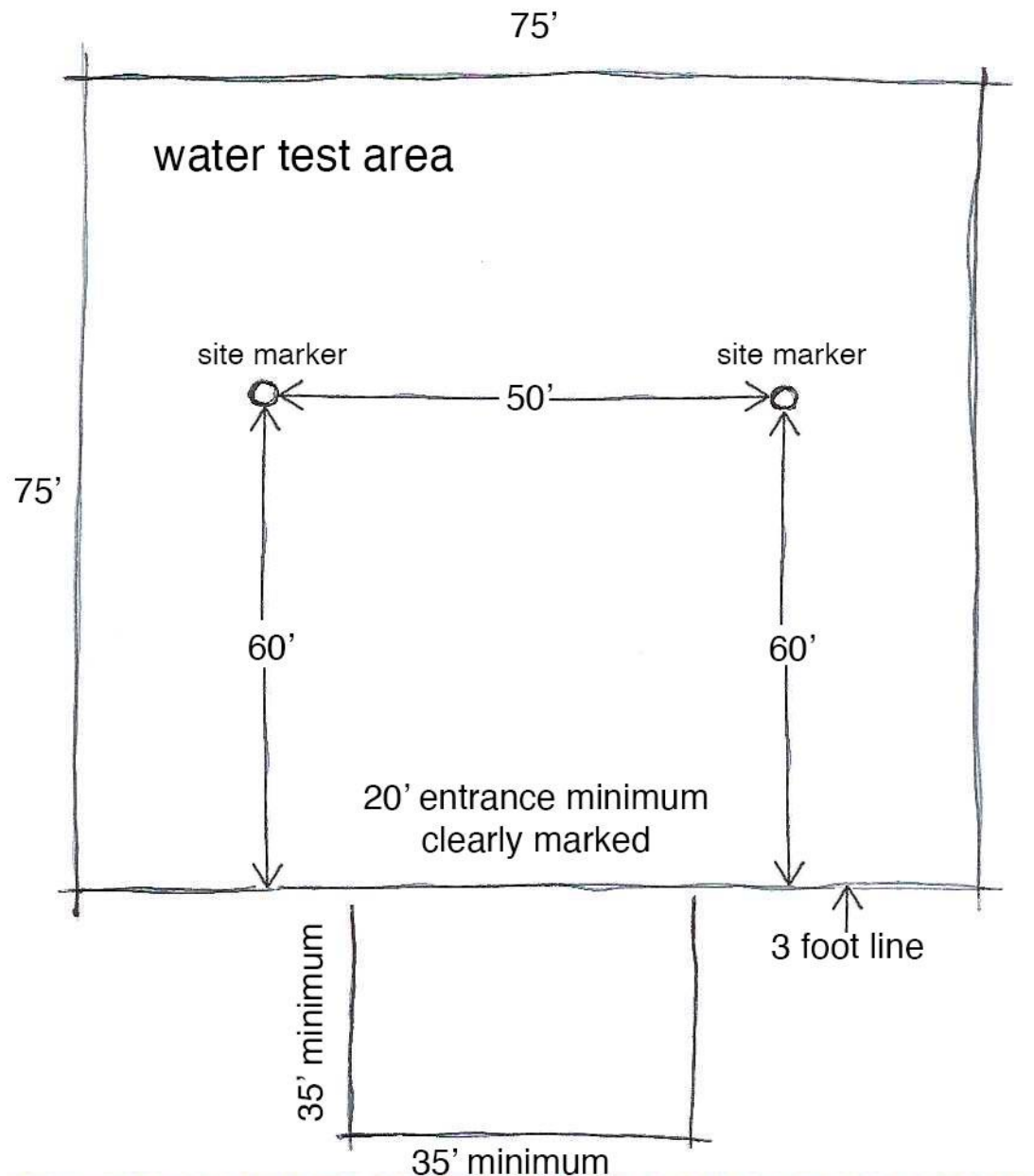
Changes of Judge or Site

In the event that a site must be changed, the Host Committee shall make every effort to secure a suitable site within 25 miles of the original site. Every effort will be made by the Trial Secretary to notify the Water Trial Committee and all entrants of any change of judge or site. If time permits, such notice shall be made in writing.

In the event of a site change after the publishing of the judging schedule and in the further event that any exhibitor was not personally contacted and advised of the change, the Host Committee shall post a person at the original site for a period from one hour before through one hour after the trial was scheduled to commence, or until every exhibitor not previously contacted has been contacted and directed to the new trial site. Further, at the discretion of the Host Committee and the officiating judge(s), either the start of the judging at the new site may be delayed up to one hour or exhibitors arriving at the new site late due to lack of notice may be allowed to compete out of catalog order and/or after the completion of a test level other than that in which they are entered.

Water Trial Site Diagram

Note: The dimensions given for the water test area are minimum clearances and not boundaries. The water test area is subject to some shifting due to natural changes such as wind, current, etc. and the judge's discretion will prevail.



Trial Equipment

The Host Committee shall provide at least the following items of regulation equipment: two identical retrieving dummies, two courier pouches and one of each of the underwater retrieving articles, floating line, buoy ball, gear bag, a fishing net and a boat fender (see "Description and Illustration of Regulation Equipment"). The Host Committee shall also provide two regulation row boats with platforms for each water test area, site markers for the test areas and exhibitor numbers. The Host Committee shall further provide official judge's worksheets and all other equipment needed by the judge(s) to conduct the trial including clipboards, pens, stopwatches, lifejackets, etc. A judge may, however, choose to use his/her own equipment.

Equipment

1. Only regulation equipment may be used in a water trial. (See "Description and Illustration of Regulation Equipment"). A Handler may use his/her own equipment provided it has been inspected by the judge (or his/her designated steward) to verify that it is regulation equipment. The host club will provide the regulation boats and site markers. All regulation equipment must be in good working repair. Any piece of equipment, in the opinion of the judge, which is considered to pose a risk to the dog, handler or steward will be deemed not suitable for use in the given water trial. Identical equipment refers to size, material, color and any attachments.
2. Dogs are required to wear non-restrictive harnesses at all levels. At the option of the handler the dog may wear a flat buckle or rolled leather collar, but there shall be no attachments hanging on the collar. Painted or stitched designs or information on the collar is acceptable.
3. The handler, while in the test area, must wear a USCG approved Type I, II, or III life vest. If the life vest is an inflatable one, it must be inflated. Anyone in the test area who will enter the water or a boat is required to wear an approved life vest. People who will not enter the water or a boat at any time need not wear a vest unless required to do so by the judge. The judge may choose to require life vests to be worn by everyone who will be near the water.
4. The handler and everyone else in the test area must wear appropriate closed-toed shoes. Sandals or thong-type shoes may not be worn. Swimming fins are not appropriate footwear for handlers.

Description and Illustration of Regulation Equipment

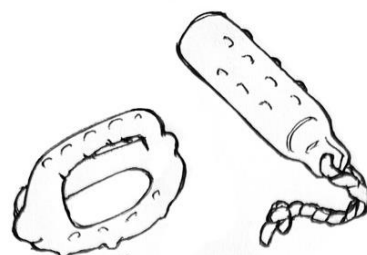
All regulation equipment must be in good working repair. Any piece of equipment, in the opinion of the judge, which is considered to pose a risk to the dog, handler or steward will be deemed not suitable for use in the given water trial. Identical equipment refers to size, material, color and any attachments.

All equipment measurements allow a +/- 10% dimensional tolerance except where noted.

Retrieving Dummy

All levels

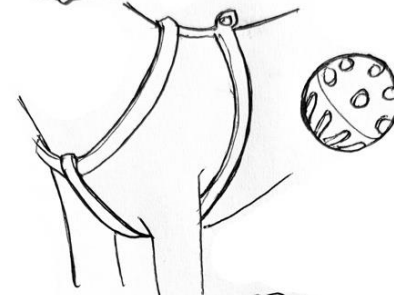
A one-piece retrieving dummy, symmetrical and uniform in shape throughout its length, with a minimum diameter of 2", maximum diameter of 4", minimum length of 8" and maximum length of 15". A line of up to 18" may be attached to facilitate throwing.



Harness

All levels

A nonrestrictive harness, properly sized, in good working condition and appropriate for water training.



Bait Bucket, Wiffle Ball, 3-Handle Rubber Fetch Toy

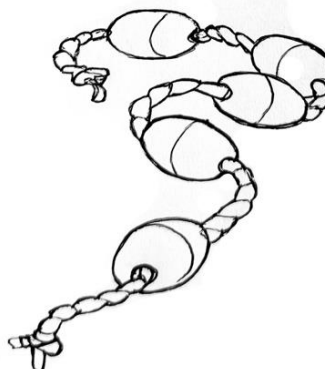
Apprentice level

A modified plastic 4-1/2-quart bait bucket. The bait bucket measures approximately 6" high by 7-1/2" in diameter. It is weighted with approximately three pounds of stones or other non-shifting material. (See Appendix B for modification specifications.) 3-Handle Rubber Fetch Toy. The wiffle ball must be weighted so that it sinks immediately. It will sink faster if an additional five holes are drilled in the bottom.



Floating Line Apprentice, Working, Courier, Master levels


A 10' line 3/8" or larger with three to five commercial floats attached to maintain the line at the water's surface. The floats shall be no larger than 4" diameter by 8" long. The line may be knotted to hold the floats in place and at the ends.



Boat Fender

Master level

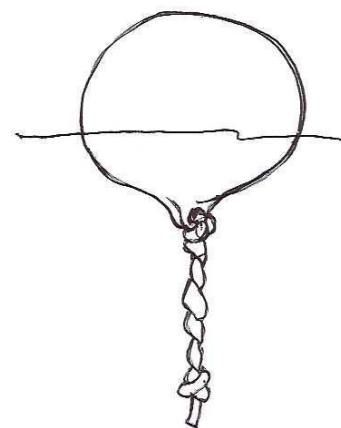
Marine boat fender with a diameter of 4-1/2" – 6" and a length of 16" – 20". Lines no longer than 18" may be attached. If the fender is inflatable, it must be properly inflated.



Buoy Ball

Working, Courier, Master levels


A spherical floating buoy (such as a standard marine buoy) between 10" and 18" in diameter, with a 6"-18" line (of any diameter) attached. At the Working level only, the line must hang straight down in the water, and when the ball floats in the water, the attachment point of the line must lie underwater and at the bottom of the ball (see illustration). The line and/or the attachment point may be weighted to ensure proper positioning. At the Courier and Master levels the line and/or attachment point may, but need not, hang under the ball.



Gear Bag

Working and Master levels


Any smooth-sided bag of flexible material (fabric and/or mesh) that is large enough to hold the retrieving dummy, floating line, and buoy ball. It may have a handle and/or a tow line of up to 4' attached. If a handle and/or line is attached, it must remain secured to the bag during use except when the handler has the bag open to insert or remove articles, or when the bag and handle and/or line are stowed in the boat and not being used.



Courier Pouches

Courier and Master levels

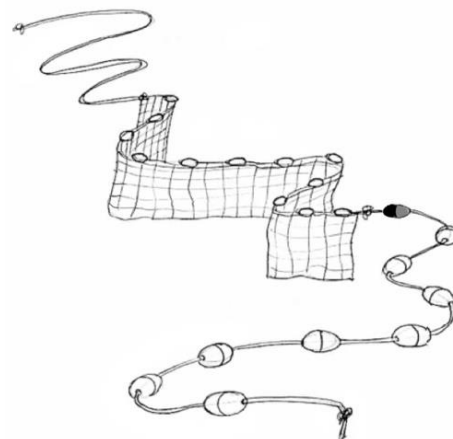
A floating article approximately 6" by 6" and 1/2" to 1" thick that is carried in the dog's mouth. A 3" to 8" line may be attached to the pouch to assist the dog's grip. Two identical pouches are required. Quick-release fasteners may be used for attaching to the harness.



Fishing Net

Courier and Master levels

A commercial weight fishing net that is no smaller than 20' in length and 3' in depth to which sufficient commercial floats have been attached to maintain the top of the net at the water's surface. A 20' line with 5 to 10 commercial floats is attached to one end of the net and a handling line of at least 25' is attached to the opposite end, for a total length of at least 65'. (10% \pm tolerance does not apply to the total length. The total length must be a minimum of 65'. See Appendix B). The float closest to the leading point of the net must be clearly marked differently than all the others - by either float color or colored striping. The net must hang freely.

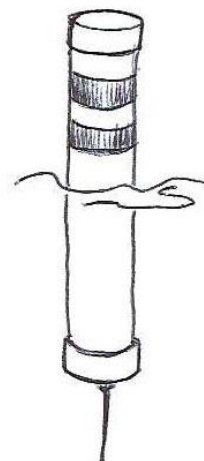
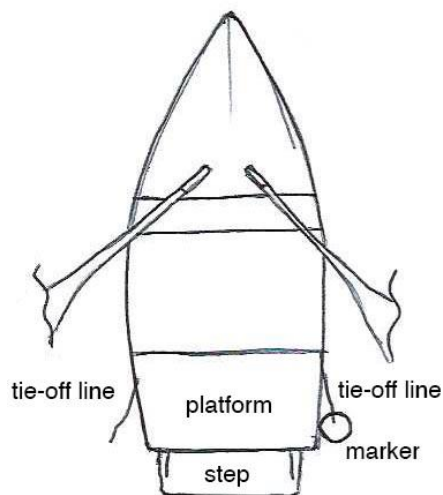
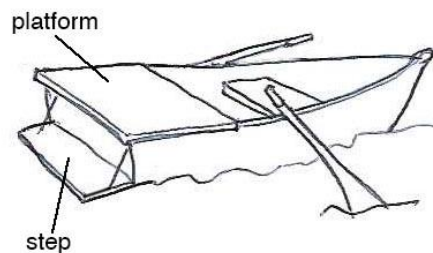


Row Boat*

All levels

A non-motorized boat with oars that has a USCG maximum weight limit rating for persons, motor and gear of at least 439 lbs. For older boats without a capacity plate, the boat must have a score of at least 2.5 when this formula is applied: Length (in feet) x Width (in feet) divided by 15. (example: $10.25 \times 3.75 / 15 = 2.56$) The boat shall have a flat platform attached to the boat, covered with non-skid material and large enough to support the dog and handler. The handler's boat shall also be equipped with a step operable by only the handler for use at the handler's discretion to aid the dog in boarding the boat from the water. The step will be of sufficient size to allow the dog to safely board the boat and will be covered on all sides with non-skid material. When not in use, the step will fold flat against the stern, shall not protrude beyond the overhang of the platform and be held securely out of the way.

Additionally, all boats used for Water Trials shall be equipped with tie-off lines on each side of the stern of the boats, located near the back edge of the platform, secured to the boat or side edge of the platform, for hooking up to the site markers. The location and length of the tie-off lines shall be such that once hooked to the site marker by the handler or steward, the marker will be held at the side of the boat and prevented from floating behind the stern of the boat. Depending on the location of the tie-off lines, the distance between the markers may need to be adjusted to maintain the required 50' distance between the boat sterns.



Site Markers*

All levels

Site markers must stick up out of the water a minimum of 12".

White 4" diameter PVC site markers striped within 6" of the top of the marker with a minimum of one dark-colored stripe, at least 2" wide. (See directions, Appendix C)

*Boats and site markers will be provided by only the host club.

CHAPTER 3: TEST EXERCISES

Summary of Exercises by Level

Exercise	Time Allowed
Junior Water Dog (JWD)	
1. Retrieve Dummy from Shore	1 minute
2. Board Boat and Ride with Handler	30 seconds, 30 seconds
3. Call Dog from Shore to Boat	2 minutes
4. Timed Swim with Handler	2 minutes
Apprentice Water Dog (AWD)	
1. Underwater Retrieve	1 minute
2. Retrieve Dummy from Shore	2 minutes
3. Dummy Carry, Boat Ride and Recall	30 seconds, 60' boat ride, 30 seconds
4. Retrieve Floating Line from Shore	2 minutes
5. Timed Swim with Handler	20 seconds, 2 minutes
Working Water Dog (WWD)	
1. Gear Bag Retrieve	1 minute
2. Retrieve Dummy from Boat	2 minutes
3. Retrieve Overboard Articles	3 minutes
4. Retrieve Dummy between Two Boats	1 minute
5. Blind Retrieve Of Floating Line from Boat	2 minutes
Working Water Dog Excellent (WWDX)	
Dog and handler will qualify two more times at the Working Water Dog level at two different sites under two different judges.	
Courier Water Dog (CWD)	
1. Courier Pouch Exchange	2 minutes
2. Blind Retrieve Of Floating Line: Boat to Shore	2 minutes
3. Directed Double Retrieve From Boat	3 minutes
4. Retrieve Fishing Net	3 minutes
5. Buoy Ball Placement	3 minutes
Courier Water Dog Excellent (CWDX)	
Dog and handler will qualify two more times at the Courier Water Dog level at two different sites under two different judges.	
Master Water Dog (MWD)	
See Master Water Dog section for a list of the Master Water Dog Exercises and Packages.	

Junior Water Dog Test Exercises

Objective: To provide an introduction to water work. To demonstrate the dog's readiness for and interest in water tasks and ability to perform basic skills necessary for a water title.

Overview: The Junior Water Dog level consists of four exercises: retrieve a dummy from shore, board a boat and ride with the handler, call a dog from shore to boat and swim a minimum time under the control of the handler. Junior water dog handlers are encouraged to use the club boat equipped with a step. Dogs competing at the Junior Water Dog level will be awarded a Junior Water Dog title upon successful completion of all Junior Water Dog Exercises. A dog may compete at the Junior Water Dog level at any time during its lifetime, however; if said dog holds any water titles, said dog is not eligible to enter the Junior Water Dog level at the National Specialty. A Junior Water Dog who has qualified as a JWD within 30 days of the National Specialty may compete again at this level as long as said dog is not otherwise titled.

1. Retrieve Dummy From Shore

Purpose	Demonstrates the dog's willingness to enter the water and ability to retrieve.
Equipment	Dummy
Time	1 minute
Starting Position	SHORE Dog may be held by the harness or collar until the judge signals to send the dog.
Procedure	On the judge's signal, the handler or steward will throw the dummy at least 25' from shore into the water. On the judge's signal, the handler sends the dog. The dog will enter the water and go to the dummy, pick it up and bring it to the handler.
Note	Delivery to hand is not required; however, the dog must cross the three-foot line and drop the dummy close enough to the handler so that he/she can recover the dummy from where he/she is standing behind the three-foot line. The handler is not permitted to move more than one or two steps in any direction once the dog has left the water with the retrieved dummy. The handler's feet may move in place as he/she turns to receive the dummy.

2. Board and Boat Ride with Handler

Purpose	Demonstrates the dog's willingness to accompany and remain with the handler on a moving boat.
----------------	---

Equipment	Boat with platform.
Time	30 seconds to board the boat, then 30 seconds riding on the boat platform.
Starting Position	SHORE
Procedure	<p>The boat is at least 10' to the right or left of the dog and handler. A steward, or stewards, standing in the water will secure the boat, keeping it in water deep enough that it will float freely once the team has boarded. Another steward will be seated in the rowing position, but will not row. The oars may be shipped inside the boat to ensure a clear working area for the steward(s) standing in the water. On the judge's signal to begin, the team boards the boat platform. At this point, the timing of the boat ride begins.</p> <p>The steward(s) standing in the water move(s) the boat while the dog remains under control on the platform until the boat returns to shore and the judge declares, "Exercise finished."</p>

3. Call Dog from Shore to Boat

Purpose	Demonstrates the dog's trust and willingness to come to his handler whether it is on land or water.
Equipment	Boat with platform
Time	2 minutes
Starting Position	Dog on shore. Handler on the boat at a site marker.
Procedure	The handler will leave the dog behind the 3-foot line either with a steward or by itself. The steward may restrain the dog by its harness. The handler will proceed on the platform of the boat to the imaginary line between the site markers. Upon the judge's signal, the handler calls the dog. The exercise is finished when the dog reaches the boat.

4. Timed Swim with Handler

Purpose	Demonstrates dog's swimming ability, endurance, and handler's control of the dog over a period of time.
Equipment	None
Time	2 minutes; 1 minute timed swimming

Starting Position SHORE

Procedure On the judge's signal, the dog and the handler enter the water together. Timing of the exercise begins when the judge says, "you may begin." Once the dog reaches swimming depth, it must swim for 1 minute, after which the dog and handler exit the water together. Timing of the exercise ends when the team crosses the 3' line. The handler may walk or swim at any time during the exercise. If at any time during the swim the dog touches bottom or starts to walk, the dog will fail the exercise.

During the swim neither the dog nor the handler may go beyond the Water Test Area (which extends 15 feet beyond the site markers). The judge will signal when the one minute swim is up at which time the team will exit the water together.

Note The dog must continue swimming during the one-minute swimming portion of this exercise. The dog must remain within close proximity (six feet) of the handler when entering the water to swimming depth, and again when finishing the swim portion of the exercise until the team crosses the three-foot line together at the conclusion of the exercise.

Apprentice Water Dog Test Exercises

Objective: To provide a disciplined approach to traditional water tasks that channels the Portuguese Water Dogs natural willingness and abilities to swim, retrieve, retrieve underwater and ride a boat.

Overview: The Apprentice Water Dog level consists of five exercises: retrieve underwater, retrieve a dummy from shore, carry a dummy to the boat and ride the boat, retrieve a floating line from shore, and swim a minimum time under the control of the handler.

1. Underwater Retrieve

Purpose Demonstrates the dog's ability to retrieve and deliver an underwater article. In the process of retrieving the underwater article, the dog's full face must be submerged to include the eyes.

Equipment One of three articles will be used: bait bucket, wiffle ball, or three-handle fetch toy. See Description and Illustration of Regulation Equipment and Appendix A.

Time 1 minute from the time the article sinks.

Starting Position SHORE

Procedure The handler and dog enter the water to a depth of water that will allow the dog to complete the task as required. The dog must be at the handler's side (either side), facing the same direction as the handler. Dog and handler will be parallel to shore. The area from the dog's head to the dog's shoulder shall be approximately in line with the handler's hip. On the judge's signal, the handler will let go of the dog's harness (if they are holding it) and drops the article in the water at arm's length in front of the dog and parallel to shore. The article must sink immediately. As soon as the article sinks, and without further direction from the judge, the handler sends the dog and the dog retrieves the article and delivers it to hand above the surface of the water.

Note The handler may lead the dog into position by the collar or harness. The handler may re-drop the article up to a total of two times (for a total of three drops) within the time allowed if he/she believes the dog does not see it or for any other reason. The handler may not touch the dog during a re-drop. The judge must be notified of the intention to re-drop on each occasion. The handler may point but may not put a hand in the water to assist the dog in locating the article. The handler remains in place and does not move closer than arm's length to the article unless repositioning it. As soon as the dog brings the article above the water's surface, the handler may step in as close as desired to the dog and article in order to take delivery of the article. If the dog paws the article ashore, the article is repositioned in the required depth of water in order for the dog to submerge its full face, including eyes, with no additional time allowed. The dog must remain in the water during this exercise until the article is delivered. If the dog leaves the water and crosses the three-foot line with or without the article, the dog fails the exercise.

2. Retrieve Dummy from Shore

Purpose Demonstrates the dog's ability to retrieve and deliver to hand.

Equipment Retrieving dummy

Time 2 minutes

Starting Position SHORE

Procedure On the judge's signal, the handler or steward will throw the dummy approximately 60' into the water. The handler must stop holding or touching the dog before the dummy is thrown. On signal from the judge, the handler will send the dog. The dog will enter the water, retrieve the dummy, and bring it to the handler.

Note	<p>The same dummy is used for this exercise and the Dummy Carry, Boat Ride, and Recall to Shore exercise.</p> <p>The dog must cross the three-foot line before delivering the dummy to the handler on shore. The handler may move no more than one or two steps in any direction once the dog has left the water with the retrieved dummy. The handler's feet may move in place as he/she turns to receive the dummy.</p>
-------------	---

3. Dummy Carry, Boat Ride and Recall

Purpose	Demonstrates the dog's willingness to carry an article on land and bring it to the boat, ability to remain under control on a moving boat until called to shore, and to exit the boat under control.
Equipment	<p>Dummy</p> <p>Boat with platform</p>
Time	30 seconds to carry the dummy, deliver it to handler and board boat; 60-foot boat ride; 30 seconds to leave the boat and return to handler.
Starting Position	Handler with the dummy is standing on land 25' away from the boat (parallel or perpendicular to the shoreline) and facing the boat. Dog is at the handler's side or otherwise under control.
Procedure	<p>Steward will secure the boat keeping it in water deep enough that it will float freely once the team has boarded. On the judges signal the handler places the dummy in the dog's mouth, without touching the dog. The dog holds the dummy while the team moves together to the stern of the boat, where (without further direction from the judge) the dog delivers the dummy to the handler. The dummy must be delivered to hand either near the stern, or on the platform. The handler passes the dummy to the steward. The boat ride begins as soon as the team is in position (the team is in position when the handler is seated on the platform and the dog is under control on the platform). Dog must remain under control on the platform while the steward rows the boat approximately 60 feet out from the three-foot line. Dog remains on the platform while the boat returns close to shore but still in floating water. A steward may intercept the boat before it runs aground. The judge will signal the end of the boat ride.</p> <p>The handler then instructs the dog to remain on the platform while he/she exits the boat and goes to shore. When the handler is standing behind the three-foot line, the judge will signal her/him to call the dog. Timing of the</p>

recall begins when the handler calls the dog. The exercise ends when the dog crosses the three-foot line and returns to the handler under control.

Note The same dummy is used for this exercise and the Retrieve Dummy from Shore exercise.

During the first part of this exercise, which ends when the dummy is delivered, or when time runs out, the dog may board the boat platform but may not enter the boat. Once the second part (boat ride) begins, as outlined in the exercise, the dog must remain on the platform.

4. Retrieve Floating Line from Shore

Purpose Demonstrates the dog's willingness to retrieve an article that has been placed by someone other than the handler and deliver it to hand.

Equipment 10' floating line
Boat

Time 2 minutes

Starting Position SHORE

Procedure On the judge's signal the steward, with floating line, will row across the test site between the site markers, parallel to shore and place the floating line in the water on the shore side of the boat. The steward splashes the line several times to attract the dog's attention, but will not call out to the dog. When the floating line is in place, the judge will ask "are you ready?" The handler may respond when he/she thinks the position of the boat and the line are the most advantageous for a successful retrieve of the floating line. When the handler gives an affirmative response, he/she must release the dog. Upon hearing the response, the judge will tell the handler "you may begin" at which time the handler must send the dog. The dog retrieves the line and (without further direction from the judge) will cross the 3-foot line with all four paws before delivering the float line to the handler.

Note The judge will not ask the handler if he or she is ready before signaling the steward to place the line. The dog does not have to bring the entire float line out of the water, but must cross the three-foot line with all four paws to make the delivery. The floating line is placed rather than tossed in the water.

5. Timed Swim With Handler

Purpose Demonstrates the dog's swimming ability and endurance over a period of time, and knowledge of basic commands.

Equipment None

Time 20 seconds for recall + 2 minutes for the swim.

Starting Position SHORE

Procedure The team will position themselves on shore facing the water, behind the 3-foot line. On the judge's signal the handler will leave the dog on shore and, facing away from the dog, go out to a depth of water where the handler reasonably expects that the dog will be able to swim. The handler will then turn to face the dog and, on the judge's signal, will call the dog. The dog must come to within 6' of the handler and begin swimming within 20 seconds after the handler's command. Timing of the swim starts when the dog starts swimming. The handler may walk or swim at any time during the exercise. If at any time during the swim the dog touches bottom or starts to walk the dog will fail the exercise.

During the swim neither the dog nor the handler may go beyond the Water Test Area (which extends 15 feet beyond the site markers). The judge will signal when the two minute swim time is up at which time the team will exit the water together.

Note The dog must continue swimming during the two-minute swimming portion of this exercise. The dog must be in close proximity (six feet) of the handler when beginning the swim after the recall, and again when finishing the swim portion of the exercise until the team crosses the three-foot line together at the conclusion of the exercise.

Working Water Dog Test Exercises

Objective: To demonstrate teamwork in performing a variety of useful retrieving tasks.

Overview: The Working Water Dog level consists of five retrieving exercises: a gear bag on land, a dummy from the boat, three overboard articles, a dummy thrown between two boats, and a floating line blind retrieve from the boat.

Note: The handler's boat is anchored or steadied at one of the site markers on the shore side of the marker for all of the boat exercises at this level. How the boat is held at the marker will be

determined by the judge based on conditions. Mooring buoy, one or two anchors, rowing by steward or other means may be used.

Note: If the dog leaves the water during any of the following exercises: #2 - Retrieve Dummy From Boat, #3 – Retrieve Overboard Articles, #4 – Retrieve Dummy Between Two Boats, or #5 – Blind Retrieve Of Floating Line From Boat, it shall fail that exercise.

1. Gear Bag Retrieve

Purpose	Demonstrates the dog's usefulness as a contributing crewmember and ability to retrieve a weighted bag on command.
Equipment	A bag containing gear for the Working Water Dog exercises (retrieving dummy, floating line and buoy ball) Boat with platform
Time	1 minute
Starting Position	OTHER: Handler and dog are at the three-foot line near stern of boat beached at shoreline within test area; team is facing away from the water toward a spot which has been designated as the pickup point for the gear bag.
Procedure	On the judge's signal the steward will, in full view of the handler, quietly place the gear bag on land 25' feet away from the team, and move out of the immediate area. The path the steward takes while placing the gear bag will be consistent for each team at a trial including where the steward starts moving with the bag after the handler indicates to the judge that they are ready. On the judge's signal, the handler will send the dog to retrieve the gear bag. The dog may pull or carry the bag, but must deliver it to the handler. The handler may take no more than one step from the starting position when sending the dog until receiving the bag from the dog. The exercise ends with the delivery of the gear bag. At the conclusion of the exercise, the dog and handler board the boat and the handler brings the gear bag on board.
Note	Once the judge asks the handler, "Are you ready?" and upon receiving an affirmative response, the rule prohibiting physically guiding during and between exercises becomes effective.
Note	In this exercise, "anticipation" means the dog leaves the handler's side before being sent.

2. Retrieve Dummy from Boat

Purpose	Demonstrates the dog's willingness to jump from the boat on command, retrieve and deliver to the handler on board.
Equipment	Retrieving dummy Boat with platform
Time	2 minutes
Starting Position	BOAT
Procedure	On the judge's signal, the handler or steward throws the dummy into the water approximately 50' from the stern of the boat and as parallel to shore as possible. On a signal from the judge, the handler sends the dog, who retrieves the dummy and delivers it to the handler. The handler will clearly take delivery of the dummy to signal completion to the judge.

3. Retrieve Overboard Articles

Purpose	Demonstrates the dog's willingness to make multiple retrieves before re-boarding the boat, deliver articles while swimming and the ability to retrieve an article below the water's surface from a swimming position.
Equipment	Retrieving dummy Float line Buoy ball (all three articles may be placed in gear bag) Boat with platform
Time	3 minutes
Starting Position	BOAT
Procedure	The oars may be shipped inside the boat to insure a clear working area for the dog. On the judge's signal, the handler will empty the gear bag of articles OR toss the three articles into the water alongside and towards the rear of the boat on the shore side. The articles should be about 3' away from the boat. On the judge's signal, the handler will send the dog to retrieve one article at a time and deliver it to the handler. Completion of the exercise is when the judge observes that the handler has clearly taken delivery of the third article.
Note	The dog remains in the water until all three articles are delivered. In the event of extreme wind or current conditions, and at the judge's discretion,

the boat may be unmoored and allowed to drift with the articles. The steward is also permitted to manipulate the boat to enable the handler to face the dog. If articles become tangled, the handler may accept one article delivered to hand, but must re-toss the other article.

Note If articles become trapped under the boat, the judge may direct the handler or the steward to reposition them approximately 3 feet away from the boat.

4. Retrieve Dummy between Two Boats

Purpose Demonstrates handler's control and the dog's ability to work with the handler at a distance.

Equipment Retrieving dummy (in the handler's boat)
Two boats with platforms

Time 1 minute

Starting Position BOAT

Procedure The boat steward rows out to the handler's boat and the dog boards the platform of the steward's boat. The boat steward will row the boat to the opposite site marker with the stern facing the handler's boat. Both boats will be held in a line parallel to shore with their sterns at least 50' apart. On the judge's signal, the handler throws the dummy into the water approximately halfway between the two boats and away from shore, so that the dummy lands at least 35' from the stern of each boat. (Visual: the two boats and the dummy together should form a triangular pattern similar to ½ of the Courier Double Directed Retrieve exercise.) On a signal from the judge, the handler directs the dog to jump into the water and retrieve the dummy, which the dog delivers to the handler.

Note The boat steward is not permitted to touch or direct the dog by hand or by voice before, while or after the dog boards his/her boat. Once the steward begins rowing away from the handler's boat the dog may not leave the steward's boat until it is sent to retrieve the dummy. There is no steward sitting beside the dog on the platform of the steward's boat; the steward is in the rowing position.

At the beginning of this exercise, the floating line is given to the steward and left in the steward's boat for exercise #5. At the conclusion of the Retrieve Between Two Boats, as the dog is boarding the handler's boat, the steward quietly places the floating line in the water on the far side of his/her boat,

approximately 50' from the stern of the handler's boat and no closer than 15' to the nearest site marker. The steward then rows out of the area.

Note After the dog has boarded the handler's boat, the handler must keep the dog from watching the steward place the floating line for exercise #5 until the steward has rowed out of the area. The dog should be positioned facing away from the steward's boat. The handler is permitted to touch the dog to prevent it from looking at the steward's boat.

5. Blind Retrieve of Floating Line from Boat

Purpose Demonstrates the dog's ability and trust of the handler in going for a retrieve that is indicated by the handler's direction.

Equipment Floating line (previously placed in water by steward)
Boat with platform

Time 2 minutes

Starting Position BOAT

Procedure Steward has already placed the floating line in water 50' from handler's boat during the conclusion of the last exercise.

Handler and dog are given time to visually locate the floating line. On the judge's signal, the handler will send the dog to retrieve the floating line.

Dog retrieves the line and delivers it to the handler.

Working Water Dog Excellent Title

To attain the Working Water Dog Excellent title, dog and handler must qualify two more times at the Working Water Dog level. At least one of the three qualifying performances must be at a different site than the other two, and at least one of the three qualifying performances must be under a different judge than the other two (minimum of 2 different sites and 2 different judges). If a Provisional Judge is judging the trial, the Supervisory Judge is considered the judge of record. It is not necessary that the dog be handled by the same person in all three qualifying trials. Working Water Dog Excellent is an optional title. Only the Working Water Dog title is required for a dog to advance to the Courier Water Dog level.

Courier Water Dog Test Exercises

Objective: To demonstrate the dog's proficiency in performing useful tasks which reflect the breed's historical value as an accomplished courier and contributing crewmember.

Overview: The Courier Water Dog level consists of five exercises: a courier pouch exchange from boat to boat, a blind retrieve of a floating line located on shore, a directed double retrieve, retrieve of a fishing net from a second boat and placement of a buoy ball.

Note: If the dog leaves the water during any of the following exercises: #1 – Courier Pouch Exchange, #3 – Directed Double Retrieve From Boat, #4 – Retrieve Fishing Net, or #5 – Buoy Ball Placement, it shall fail that exercise.

Note: Boat Positions: Stern of handler's boat is anchored or steadied at one of the site markers on the shore side of the marker for all of the exercises. In the first four exercises at this level, the steward's boat is held with its stern at the opposite site marker from the handler's boat. Both boats are positioned as nearly parallel to shore as possible and a minimum distance of 50' is maintained between their sterns during the exercises. How the boat will be held at the marker will be determined by the judge based on conditions. This might be mooring buoy, one or two anchors, use of oars by steward or other means. Boats may be positioned farther than 60' from shore if water is insufficiently deep at the site markers to accommodate fishing net without drag.

Division of Equipment: one courier pouch, two identical retrieving dummies and the fishing net go in the steward's boat; floating line is left with the judge's steward; one courier pouch and the buoy ball go in the handler's boat.

1. Courier Pouch Exchange

Purpose Demonstrates the dog's willingness to go to others on command and cooperate with crewmembers.

Equipment Two courier pouches
A second steward's boat
One pouch is in the handler's boat and one is in the steward's boat.

Time 2 minutes

Starting Position BOAT

Procedure On the judge's signal, the handler commands the dog to jump into the water and directs the dog to take the courier pouch in its mouth or the dog may be given the pouch and then commanded to jump into the water. The pouch may also be attached to the harness but must be attached to the harness

before the dog enters the water. The dog delivers the pouch to the steward in the second boat. After receiving the first pouch, the steward directs the dog to take, or attaches the second courier pouch; the dog returns to handler and delivers the pouch. The steward may hold the harness to steady the dog while removing the first pouch and/or attaching the second pouch, but may not steer the dog in any way.

Note The steward may show the pouch to the dog when the dog is about halfway from the steward's boat. The steward may call or speak to the dog at that time. Neither the handler nor the steward may throw the pouch into the water and command the dog to take it. Once the handler or steward has given a pouch to the dog, they may not touch the pouch again. A dog that drops the pouch while still on the platform, either on to the platform or into the water, may be redirected to pick it up, but the dog may not enter the water to do so.

2. Blind Retrieve of Floating Line

Purpose Demonstrates the dog's willingness to leave the water and go to shore on command, and ability to follow handler's directions in locating an article whose placement the dog did not see and which is not highly visible.

Equipment Floating line (left with judge's steward upon team's entry into the water test area).

Time 2 minutes

Starting Position BOAT

Procedure During the previous exercise, the judge's steward places the floating line on shore in the test area, 1 to 2 feet from the three-foot line on the land side, parallel to the water. The floating line may be stretched out or placed in a pile at the judge's discretion. The handler is given time to visually locate the floating line. On the judge's signal, the handler sends the dog into the water and directs the dog towards shore to find and retrieve the floating line. Once the dog enters the water with the floating line, the dog must return to the handler and deliver the floating line without leaving the water again. "Entering the water" and "leaving the water" means all four feet to cross the three-foot line.

Note The steward is inactive during this exercise. All persons including the judge must remain at least 25' away from the floating line. The dog is permitted to cross the three-foot line in the process of retrieving the floating line so long as the dog is working.

3. Directed Double Retrieve from Boat

Purpose	Demonstrates the dog's ability to take direction and retrieve two placed articles.
Equipment	Two identical retrieving dummies A second steward's boat. Both dummies are in the steward's boat.
Time	3 minutes
Starting Position	BOAT
Procedure	Steward's boat is at the opposite site marker from the handler's boat. On the judge's signal, the steward will throw whichever dummy he/she wants to first, with one thrown approximately halfway between the boats and diagonally to the right of the handler's boat and the other approximately halfway between the boats and diagonally to the left of the handler's boat.
Procedure	The dummies should fall approximately 50' apart and midway between the two boats. (Visual: the two boats and the two dummies together should form a diamond pattern.) On the judge's signal, the handler sends the dog to retrieve the first dummy. When the dog delivers it to the handler, he/she sends the dog to retrieve the second dummy and the dog delivers it to the handler. Completion of the exercise is when the judge observes that the handler has clearly taken delivery of the second dummy.
Note	Either steward in the steward's boat may throw the dummies. The handler may direct the dog to the correct dummy at any time before or after it enters the water. The dog may not touch the wrong dummy. The dog remains in the water until both retrieves are completed. Only the order of the retrieval will be set at the judges briefing. Should drastic climatic changes occur between the participants, the judge reserves the right to change the order of the retrieve. If a throw is determined to be inadequate, the dummies will be retrieved and re-thrown.

4. Retrieve Fishing Net

Purpose	Demonstrates the dog's training and strength in working with the crew to simulate a historical task of the breed.
Equipment	Fishing net A second boat for the steward Fishing net is in steward's boat

Time 3 minutes

Starting Position BOAT

Procedure Steward, with fishing net, is in the second boat which is at the opposite site marker from the handler's boat. On the judge's signal, the handler sends the dog to the steward's boat to retrieve the fishing net. The steward may hand the net to the dog, or the dog may retrieve the net as it floats in the water. The dog returns to the handler's boat and delivers the net. When the exercise is finished, the handler drops the end of the line back into the water and the steward retracts the fishing net line.

Note The net may be placed on the platform as the dog is returning to the handler's boat in the previous exercise. Up to three feet of the floating line end of the fishing net may hang over the stern of the steward's boat and may be in the water. The net may be held by the steward and may be in the steward's lap, but may not be held up in the air. Once the net is placed in position, the steward may not move their hands, adjust the position of the net, or physically signal or speak to the dog until the dog reaches halfway from handler's boat to steward's boat. After the dog reaches halfway, the steward may handle the net and may signal and speak to the dog.

5. Buoy Ball Placement

Purpose Demonstrates the dog's ability to perform a "reverse retrieve", ability to follow multiple directions in succession and willingness to relinquish an article on command at a distance from the handler.

Equipment Buoy ball

Time 3 minutes

Starting Position BOAT

Procedure On the judge's signal, the handler directs the dog to enter the water and take the rope of the buoy ball in its mouth. The handler sends the dog to a point approximately 10' to 15' beyond the opposite site marker. The judge will indicate when the dog is far enough past the marker. The handler will then command the dog to drop the buoy ball and the dog returns to the handler.

Note The buoy ball may either be thrown into the water for the dog to pick up or handed to the dog, but not before the dog enters the water. If the buoy ball is thrown, it must be in the immediate vicinity of the boat and no more than

10 feet away. Once the dog has taken the rope in his mouth or the ball has been thrown into the water, the handler cannot touch the buoy ball again. The buoy ball rope must be dropped from the dog's mouth approximately 10 to 15' beyond the marker. The dog may drop the buoy ball at a distance greater than 10 to 15' beyond the marker (e.g., 20'). If the buoy ball rope catches around the dog's neck or harness the dog must be directed to swim free of the rope so that the buoy ball is left beyond the marker. (If the buoy ball has been dragged back toward the marker due to a caught rope, the dog need not swim the ball back to the original drop location. In this case, the only requirement is that the buoy ball be left beyond the marker.) In the event that a dog 1) has passed all the other Courier Water Dog exercises and 2) has made an effort to free itself from a tangled buoy ball rope but cannot do so in the allotted time for this exercise, the team may elect to be retested on this exercise one time after an opportunity to rest. The buoy ball drop must be in a line fairly straight out from the handler (not more than 10' to the left or right of the site marker). The steward is inactive and the steward's boat must leave the area for this exercise.

Courier Water Dog Excellent Title

Dog and handler must qualify two more times at the Courier Water Dog level. At least one of the three qualifying performances must be at a different site than the other two, and at least one of the three qualifying performances must be under a different judge than the other two (minimum of 2 different sites and 2 different judges). If a Provisional Judge is judging the trial, the Supervisory Judge is considered the judge of record. It is not necessary that the dog be handled by the same person in all three qualifying trials.

Master Water Dog Title Program

The Master Water Dog program is for dogs that have earned the Courier Water Dog Excellent title. This level is designed to demonstrate the ability of these dogs to perform advanced levels of water trial exercises with short notice, discriminate among different articles, and work at a distance from the handler with direction. Dogs are required to successfully perform the variety of exercises multiple times and at varying locations. The Master Water Dog class will be run after Courier unless otherwise noted in the premium list.

On the first day of the water trial, during the Master Water Dog briefing, the judge will flip a coin to determine which of the packages that will be performed by all the teams entered that day. If there is a second day trial, the package that wasn't performed on the previous day, will be performed. For trials that have more than two days of trials, a coin will be flipped on the third day and the package not performed on the third day will be performed on the fourth day.

Each team will be allowed a 3-minute warm-up period in the test area just prior to being judged.

Each package consists of five exercises. Only the packages provided in this manual may be used. The exercises in the package will be performed as required in the current Water Trial Manual except that the dog is expected to be under voice control and should not be physically controlled between exercises. Dogs are required to jump from the platform of the boat within 20 seconds in all exercises, once instructed to do so. Those 20 seconds are included in the total time listed for each exercise.

Teams passing all five exercises in the Master Water Dog package on the same day will earn a qualifying leg towards the Master Water Dog Title. In order to earn the title of Master Water Dog, a dog must successfully earn 5 qualifying legs towards Master Water Dog, under at least 2 judges and at 2 different water trial sites. If a Provisional Judge is judging the trial, the Supervisory Judge is considered the judge of record.

Once the dog has earned Master Water Dog, it may continue to test at the Master Water Dog level. For each additional set of 5 qualifying legs, under at least 2 judges and at 2 different sites, the dog will earn another title. The dog will be allowed to use a number, indicating how many times the dog has achieved the title (for example, the progression would be MWD, MWD2, MWD3, etc.).

Master Water Dog Test Exercises

Objective: To demonstrate the dog's versatility and proficiency in performing advanced level tasks which reflect the breed's historical value as an accomplished courier and contributing crew member. Dogs at this level are expected to be able to discriminate between articles, consistently take direction at a distance, and combine tasks previously performed alone, requiring increased levels of stamina. Dogs are expected to work with, and at the direction of, other members of the water community.

Overview: The Master Water Dog level consists of two (2) packages. Each package is made up of the same 5 exercises, although each package contains variations of the exercise in both direction and equipment.

Description of Exercises:

1. Double Directed Retrieve Between Two Boats

Purpose	Demonstrates the dog's willingness to board a boat without the assistance of its handler or substitute steward, remain on the boat until sent and take direction from a distance to retrieve multiple articles.
----------------	---

Equipment	Two retrieving dummies (on handler's boat) A handler's boat and a second steward's boat
Time	20 seconds to board the boat; 2 minutes for the double-directed retrieve
Starting Position	Other: Handler and dog are at the stern of the handler boat, which is free-floating at the shoreline within the test area. The second boat is also free-floating. The boats are positioned stern-to-shore.
Procedure	Boats shall be approximately 20' apart. Both boats shall be free floating so that when the dog and handler board their respective boats, the boats shall remain free-floating. If conditions warrant (and at the judge's discretion), the land steward and/or another club-supplied steward may steady the boats to keep them free-floating. The substitute steward is not to be used for this exercise. Upon the judge's signal to begin, the handler will direct the dog to board the platform of the steward's boat (with only a boat steward rower, no substitute steward). Handler shall remain at the stern of the handler boat. Once the dog has boarded the steward boat, the handler will board the handler boat and both boats will row to their respective site markers. The handler boat shall hook up to the marker before proceeding. On the judge's direction, the handler will throw two dummies, 50' apart from each other and at least 25' from the stern of each boat (in the "diamond" pattern set forth in the Courier Water Dog Double-Directed Retrieve exercise). The package will determine which dummy (lake side or shore side) is thrown first. The order of the dummy retrieval shall be determined at the judge's briefing. On the judge's signal, the handler sends the dog. When the dog delivers the first retrieved dummy to the handler, he/she sends the dog to retrieve the second dummy and the dog delivers it to the handler.
Note	If the dog boards the handler boat instead of the steward boat, it shall fail the exercise. If the dog leaves the platform after the exercise has begun and any time prior to being sent to retrieve the dummies, the dog shall fail.
Note	The handler may direct the dog to the correct dummy at any time before or after it enters the water. The dog may not touch the wrong dummy. The dog remains in the water until both retrieves are completed. Should drastic climatic changes occur between the participants, the judge may change the order of the retrieve. If a throw is determined to be inadequate (too close to the stern of either boat or less than 35' apart), the dummies will be retrieved and re-thrown from the handler's boat.
Note	After the dog has jumped off of the steward boat, the boat shall return to shore, just outside of the ring.

Note While the dog is returning to the handler boat with the second dummy, the land steward shall place the articles on land for the next exercise.

Package A: Lake side thrown first.

Package B: Shore side thrown first.

2. Shore Retrieve with Discrimination

Purpose Demonstrates the dog's willingness to leave the water and go to shore on command and ability to follow handler's directions in locating the correct article, whose placement the dog did not see.

Equipment Boat
Gear bag with buoy ball inside (Package A) or with fender inside (Package B)
Float Line

Time 2 minutes

Starting Position BOAT

Procedure During the first exercise, the land steward places the two articles on shore in the test area. The articles shall be placed approximately 6' apart. The articles will be placed at the same distance behind the 3' line at the judge's discretion, a minimum 3' behind and not more than 25' behind the 3' line. The articles will be parallel to the 3' line. The floating line must be placed in a pile. The handler is given time to visually locate the articles. On the judge's signal, the handler sends the dog to shore to retrieve the designated article. The article to be retrieved shall be determined by the package. Once the dog enters the water with the correct article, the dog must return to the handler and deliver it without leaving the water again. The dog may pick up the wrong article but may not enter the water with the wrong article.

Note The judge will determine how far behind the 3' line the articles will be placed. All persons (excluding the judge who will position him/herself in the safest manner based on the test area configuration) must remain approximately 25' away from the articles. The dog is permitted to cross the 3' line in the process of retrieving the article so long as the dog is working.

Note Once the dog is halfway back to the handler boat, the substitute steward shall board the steward boat and head out to the site marker to hook up. The substitute steward boat need not wait for the dog to return to the handler boat before rowing out to the appropriate marker. The second article will be left on shore for the 3-way Exchange exercise and as an added distraction for the net retrieve exercise.

Package A: Gear Bag with Buoy Ball inside & Float Line. Gear bag will be retrieved.

Package B: Gear Bag with Fender inside & Float Line. Float line will be retrieved.

3. Net Retrieve with Distraction

Purpose	Demonstrates the dog's training and strength in working with the crew to simulate a historical task of the breed while maintaining focus of completing a task when there is added distraction.
Equipment	Fishing net (on steward's boat), Dummy (on handler boat), 2 boats with platforms
Time	3 minutes
Starting Position	BOAT
Procedure	<p>Steward, with the fishing net, is on the second boat at the opposite site marker from the handler's boat. On the judge's signal, the dog will be sent to retrieve the fishing net. When the dog reaches the steward's boat, the steward directs the dog to take the floating line end of the fishing net in its mouth. When the dog has turned and is facing in the direction of the handler, the handler will toss the dummy as a distraction. The dummy will be tossed in a triangular pattern, approximately halfway between the two boats so that the dummy lands at least 25' from the stern of each boat either towards shore or away from shore (as determined by the judge during the briefing). The dog will continue to deliver the fishing net to the handler.</p> <p>Once the handler has taken delivery of the fishing net, the handler drops the end of the line back into the water and the steward immediately retracts the fishing net line. The dog will be directed to retrieve the dummy. The dog will remain in the water until the dummy has been delivered to hand.</p>
Note	The net shall be on the platform of the steward's boat at the start of the exercise (it may be contained in a basket or similar container). Once the net has been placed on the platform, the steward may not touch the net until the dog has reached the halfway mark, at which point the steward may move the floating line end into position for the dog to take delivery. The substitute steward may not physically signal or talk to the dog before it reaches the halfway mark.

Note The dummy must be tossed after the dog has taken the net in its mouth and is facing the handler, but before the dog has reached the halfway mark back to the handler boat with the net, so that the dog can see the dummy land in the water. If the handler fails to toss the dummy before the dog reaches the halfway point or if the dummy is thrown behind the dog or in line with the boats (rather than as half of a double-directed retrieve), it will be an automatic failure. The dummy may not be thrown by the rowing steward in this exercise.

Note If the dog releases the floating line end of the net, the substitute steward may reel the net in part way to prevent the dog from getting tangled in the underwater net. The substitute steward may not hand the net to the dog again. If the dog touches the dummy before the net is delivered to the handler, it shall be an automatic failure and the substitute steward shall reel the net back into the boat/container and the exercise may not continue.

If the dog goes to shore at any time during this exercise, it shall fail the exercise.

4. 3-way Equipment Exchange

Purpose Demonstrates the dog's willingness to follow commands to make multiple deliveries to multiple locations.

Equipment 1 courier pouch
Gear Bag with fender inside (Package B) - left on shore from exercise 2
Float Line (Package A) - left on shore from exercise 2
2 boats

Time 3 minutes

Procedure Starting position will have the dog and handler on the handler boat, hooked up to one site marker. Substitute steward is on the steward boat, hooked up to the opposite marker.

Package A: On the judge's signal, the handler commands the dog to jump into the water and then gives the dog the pouch to take to the steward's boat. The substitute steward will take the pouch from the dog and may direct the dog to shore (with nothing). The handler will direct the dog to take the article left on shore from the Shore Retrieve with Discrimination exercise (float line). The exercise is complete when the handler takes delivery of the float line. Once the dog enters the water with the correct article, the dog must return to the handler and deliver it without leaving the water again.

Package B: On the judge's signal, the handler commands the dog to jump into the water and directs the dog to go to shore (without a pouch). The handler will direct the dog to take the article left on shore from the Shore Retrieve with Discrimination exercise (gear bag with fender inside) and deliver it to hand to the substitute steward. Once the dog enters the water with the correct article, the dog must deliver it to the substitute steward without leaving the water again. The substitute steward will take the gear bag from the dog and give a pouch to the dog and may direct the dog to return to the handler. The dog will return to the handler's boat and deliver the pouch to hand. The exercise is complete when the handler takes delivery of the pouch.

Note The dog is required to carry the pouch in its mouth. It may not be attached to the dog's harness, and it may not be handed to the dog until the dog is in the water. The substitute steward will not talk to the dog until it is halfway to the substitute steward's boat, and only during the portion of the exercise that the dog is required to go to the substitute steward's boat (for example, if the dog is headed to the substitute steward's boat and is supposed to be going to shore, the substitute steward may not give the dog direction). The handler may speak to the dog at any time.

Note As the dog is boarding the handler's boat at the conclusion of the exercise, the substitute steward boat will row to 25' from the handler's boat and turn the bow towards shore. The substitute steward will slide the overboard article for Exercise 5 in the water off the side of the boat, opposite of the handler boat. The article should be approximately 25' from the stern of the handler's boat in the middle of the ring. The steward then rows to shore.

Note After the dog has boarded the handler's boat, the handler must keep the dog from watching the substitute steward place the overboard article for exercise #5. The dog should be positioned facing away from the steward's boat. The handler is permitted to touch the dog to prevent it from looking at the steward's boat until the article is in the water.

Note The substitute steward's boat rows directly to shore so that it beaches within the land ring. The judge shall determine whether the boat should face stern or bow to shore or sideways to shore. The Substitute Steward and rower shall remain with the boat until the next exercise is complete.

5. Overboard Blind Retrieve Followed By Article Placement

Purpose Demonstrates the dog's stamina and willingness to retrieve an overboard article from another boat, immediately followed by an article placement. Shows the dog's ability to follow multiple directions in succession and

willingness to relinquish an article on command at a distance from the handler.

Equipment	2 Boats Gear Bag with Fender inside (Package B) Fender only (Package A) Buoy Ball (Packages A and B)
Time	3 minutes
Starting Position	BOAT
Procedure	<p>When the dog is being boarded onto the handler boat following the previous exercise, the substitute steward boat will row within 25' of the handler's boat and turn the bow towards shore. The substitute steward will slide the overboard article quietly into the water, off the side of the boat away from the dog, such that the dog cannot see or hear the placement approximately 25' from the stern of the handler's boat. The article shall not be thrown or splashed into the water. The substitute steward's boat shall then row to shore so that it beaches inside of the ring. Substitute Steward and rower shall remain with the boat until the exercise is complete. The judge shall determine the approximate placement based on wind and current conditions and may change the location if conditions warrant.</p> <p>Handler and dog are given time to visually locate the overboard article. On the judge's signal, the handler will send the dog to begin the exercise. The judge need not wait for the boat to reach shore before the exercise may begin.</p> <p>The dog must retrieve the overboard article and after delivery to hand, the handler will hand the dog the buoy ball and proceed with the exercise, as in the Courier level Buoy Ball Placement exercise. The dog remains in the water until the exercise is complete.</p> <p>Package A: Fender shall be placed overboard. Package B: Gear Bag (with Fender inside) shall be placed overboard.</p>

Master Water Dog Packages

Exercise	Time
A. 1. Double Directed Retrieve Between 2 Boats (Lake-side dummy thrown first)	20 seconds + 2 minutes
2. Shore Retrieve with Discrimination (Gear bag with buoy ball and float line on shore; Gear bag is retrieved)	2 minutes
3. Net Retrieve with Dummy Distraction	3 minutes
4. 3-Way Exchange (Boat to steward's boat with pouch, to shore with nothing, to handler with float line)	3 minutes
5. Overboard Article Retrieve and Placement (Fender retrieved, buoy ball placed)	3 minutes
B. 1. Double Directed Retrieve Between 2 Boats (Shore-side dummy thrown first)	20 seconds + 2 minutes
2. Shore Retrieve with Discrimination (Gear bag with fender and float line on shore; float line is retrieved)	2 minutes
3. Net Retrieve with Dummy Distraction	3 minutes
4. 3-Way Pouch Exchange (Boat to shore with nothing, to steward's boat with gear bag, to handler with pouch)	3 minutes
5. Overboard Article Retrieve and Placement (Gear bag with fender inside retrieved, buoy ball placed)	3 minutes

CHAPTER 4: ADMINISTRATIVE GUIDELINES

Declaration of Authority

The Portuguese Water Dog Club of America (PWDCA) shall be the only organization to recognize and sanction Portuguese Water Dog water trials in the United States. The PWDCA shall be empowered to award the title of Junior Water Dog, Apprentice Water Dog, Working Water Dog, Working Water Dog Excellent, Courier Water Dog, Courier Water Dog Excellent, and Master Water Dog to any purebred Portuguese Water Dog individually registered with the AKC or individually registered with a foreign registry organization recognized by the AKC or any Portuguese Water Dog with an AKC PAL/ILP (Purebred Alternate Listing/Indefinite Listing Privilege) number who passes the relevant test exercises set forth in this Water Trial Manual. Whenever a difference of interpretation of an exercise occurs, the PWDCA Water Trial Committee shall by majority vote decide an interpretation that will be binding on all judges, exhibitors, etc. This interpretation shall be immediately disseminated to the PWDCA Board, all Water Trial judges, and local clubs, the latter of whom shall be responsible for posting it in any Premium lists (or if Premium lists have already gone out, in the Judging Program) that is required to be sent to those entered in upcoming trials by that club. Clarifications are to be sent in writing and included in the Courier as they arise. The PWDCA Board of Directors shall be the final authority regarding disciplinary matters and protests arising in connection with any PWDCA sanctioned water trial.

Reciprocal Water Trial Program and Title Recognition with the Portuguese Water Dog Club of Canada

PWDCC Trials will be modeled exactly as the PWDCA Water Trial. The PWDCA Water Trial Manual will be used, however, all PWDCA notations and footers will be removed and PWDCC notations and footers will be added. The manual will otherwise remain the same. PWDCA approved judges will be used, titles earned will be reciprocal between the two clubs.

Any incidents of dog aggression occurring at a PWDCC water trial will be investigated per the rules set forth in the Water Trial Manual and any decisions resulting in suspension, banning or special circumstances surrounding the offending dog will be immediately forwarded to the PWDCA Water Trial Committee Chairperson. The PWDCA Water Trial Committee will notify the PWDCC Water Trial Committee Chairperson of any dog that is not in good standing in the U.S. as well. Both clubs have the option of refusing entry to any dog found to be aggressive regardless of the decision made by the other club.

Duties of the PWDCA

The PWDCA Water Trial Committee shall review and rule on the acceptability of all applications to host a sanctioned water trial, shall maintain a record of all sanctioned water trials, shall maintain the judge's worksheets for each such trial as forwarded to the PWDCA Water Trial Committee by the water trial host, shall maintain a record of all certified and titled dogs, shall provide to the owner(s) of each such dog certificate(s) reflecting the title(s) earned by the dog and shall publish attainment of such titles in THE COURIER.

The PWDCA shall permit the use of the highest water title earned by a dog following the dog's registered name and AKC titles in all official PWDCA publications.

Water Trial Host

Only PWDCA Sanctioned Regional Clubs and the National Club may apply to host a PWDCA sanctioned water trial. A potential water trial host (regional club) shall form from among its members a host water trial committee (the Host Committee). All members of the Host Committee must be members of the Host Club and voting, associate or foreign members of the PWDCA. As volunteers for the PWDCA, members of the Host Committee agree to abide by the PWDCA Confidentiality Agreement (found in the PPM, Exhibit C). The Host Committee shall designate a Host Chairperson and a Trial Secretary. The water trial host shall have full responsibility for actions taken by the Host Committee and its authorized representatives in the planning and conduct of a water trial.

Applying to Host a Sanctioned Water Trial

At least three months in advance of a proposed water trial, a completed online Water Trial Application, along with proof of insurance and a non-refundable fee of \$25.00 per trial (payable to the PWDCA) must be submitted to the PWDCA Water Trial Committee Chairperson. The Water Trial Application form can be found on the PWDCA website under Water Work, Water Trial Secretary Documents). If insurance expires before the water trial date, then a new binder of insurance must be sent to PWDCA Water Trial Committee Chairperson 30 days prior to the water trial. On the day of the water trial, an insurance binder must be posted at the Water Trial Secretary's table.

The Water Trial Application will be reviewed by the PWDCA Water Trial Committee. Within 30 days after the PWDCA Water Trial Committee Chairperson has received the completed Water Trial Application form and fee either:

1. The Water Trial Application form will be returned, with approval indicated, to the applicant's Trial Secretary or
2. A written explanation of the reason(s) for denial of the application will be sent to the applicant's Trial Secretary.

Sanctioned PWDCA Regional Clubs and the National Club may apply to host a PWDCA sanctioned water trial. Clubs who fail to comply with the PWDCA water trial application and submission deadlines will be required to pay a \$25.00 fine per trial per incident. Failure to comply with this late fee schedule will result in a denial of the water trial application. This \$25.00 per trial fine will be submitted with completed application paperwork. All fines collected will go into the PWDCA General Health Fund.

PWDCA sanctioned Water Trials may not conflict with the PWDCA National Specialty. No other water trial may be held on the same day as a practice day of a PWDCA National Specialty Water Trial through the conclusion of a PWDCA National Specialty.

In cases where very low or excessive entry numbers are anticipated, clubs may opt to schedule two trials in one day or split one trial across two days. All total judging time and entry number limits must be observed on a per-day basis (i.e. 8 total hours/35 dogs.) In the 'two trials in one day' scenario, these entry limits include the case of a dog that moves up to a higher level in Trial 2 after qualifying in Trial 1. There must be adequate time in the schedule to accommodate such move-ups unless the premium list states that move-ups will not be allowed. In the case of one trial split over two days, total entry limits per day may not exceed the limit of 8 hours/35 dogs. These Trial schedule modifications must be noted in the Premium List. If entries are such that a club wants to change the schedule after the trial opens the club must submit a modified application, and if the modifications are approved, any dogs entered must be allowed to withdraw with a full refund if they do not wish to trial under the modified schedule.

Water Trial Additional Events

A club may choose to hold additional events along with their water trials such as a demonstration, show n' go, match, or senior water challenge. These events do not need the approval of the Water Trial Committee. If these events use the water trial test area after the test area has been set up for the trial, they may only be held on a practice day or, at the end of judging for the day.

Any additional event that is planned that will use the trial ring must have Host Committee members and volunteers to ensure that the event is being held in a safe manner. If the judge that is being used for the sanctioned water trial is asked to judge the added event, entries/hours cannot exceed that judge's limit of the combined events. A timekeeper should be used (estimating 10 minutes per dog entered).

Additional events are not considered PWDCA sanctioned events (with the exception of a Senior Water Challenge at a National Specialty) and all liability and conflict resolution for such events falls to the Host Club.

Host Committee Duties and Authority

After approval by the PWDCA Water Trial Committee, the water trial host, acting through its designated Host Committee, shall be the official representative of the PWDCA in the administration of the trial. As such, members of the Host Committee agree to abide by the PWDCA Confidentiality Agreement (found in the Policy and Procedure Manual, Exhibit C).

The primary responsibility of the Host Committee shall be the planning and safe and orderly conduct of a water trial for as many participants as practicable. In discharge of this responsibility, the Host Committee shall:

1. Select and set up a trial site (see "Trial Site")
2. Select a judge or judges for the trial (see "Trial Judge Selection; Judging Assignments"). A judge may not serve on the Host Committee for any trial that he/she is a judge.
3. Arrange for a veterinarian to be available during the trial (see "Trial Veterinarian Selection")
4. At least two months in advance of the closing date for the trial, advertise the trial in THE COURIER and at least one other national, regional or local publication that will reach Portuguese Water Dog owners.
5. Provide equipment for use by exhibitors and judge(s) (see "Trial Equipment")
6. Provide stewards to assist exhibitors and judge(s) (see "Trial Steward Selection; Steward Duties")
7. Maintain a record of all fees/moneys collected and expenditures incurred in connection with the trial
8. Investigate and decide any protests which arise in connection with the trial (see "Grievance Procedure")
9. The water trial rules specifically reserve certain issues for decision by the judge, particularly matters relating to safety, cancellation of the trial and the scoring and working of competing teams (see "Trial Judge's Authority and Duties"). The Host Committee shall decide all other matters arising at the trial grounds during the trial. The Host Chairperson or Trial Secretary, either singly or together, shall have the authority to act on behalf of the Host Committee in deciding such matters and dealing with violations of the water trial rules not reserved for decision or action by the judge.

Trial Judge Selection: Judging Assignments

The Host Committee shall select a judge or judges from the PWDCA active judges list. The PWDCA Water Trial Committee maintains a list of active judges qualified to judge a sanctioned water trial. The Host Committee may obtain this list from the PWDCA website.

A club may not use the same water trial judge in 2 consecutive years except that a judge who judges only trials limited to Junior and Apprentice entries in a calendar year is allowed to judge trials for the same club in two consecutive years, however, in no case shall a judge be allowed to judge for a club in 3 consecutive years. A club may use an individual judge for no more than three trials per year. Supervising a provisional judge does not count towards either of these two limits. A judge may not judge at the National Specialty Water Trial in 2 consecutive years.

No judge shall be assigned to judge more than eight hours using the following formula: 6 JWD/hour, 4 AWD/hour, 4 WWD/hour, 3 CWD/hour and 3 Master/hour. No judge shall be assigned to judge more than 35 teams in one day. In addition, one-half to one hour for rest and/or meals must be allowed if more than five hours will be required under this formula to judge the teams entered.

If a National Specialty Host Committee adopts a policy excusing teams from competition at a National Specialty trial after one exercise has been failed (see "Failure Policy"), a judge shall be assigned to judge no more than 42 teams, and the formula may be revised to 8 Junior entrants per hour, 7 Apprentice entrants per hour, 5 Working entrants per hour, 4 Courier entrants per

hour and 4 Master entrants per hour. If the National Host Committee chooses to excuse teams after two failed exercises, the original formula and the 35-team limit shall be used.

Trial Veterinarian Selection

The Host Committee shall select a veterinarian who is licensed in the state where the trial is held and who will be available for emergencies during the trial.

Sale and Distribution of Material

Unless otherwise prohibited by state or federal law, the Host Committee may issue or deny permission to anyone who may wish to offer items for sale or to distribute materials at the trial grounds. No one may sell or distribute materials at the trial grounds without the written permission of the Host Committee.

Proceeds

All PWDCA sanctioned water trials are non-profit events. All proceeds must be held or used by the water trial host for water trials or other non-profit activities that benefit dogs. Proceeds may be donated to non-profit organizations that benefit dogs. If a water trial host does not apply to host another sanctioned water trial for a period of two years, any remaining proceeds from the water trial(s) hosted by that organization must be turned over to the PWDCA at the end of the two-year period.

Trial Secretary's Duties

General duties

The Trial Secretary shall:

1. Publish a premium list for the water trial (see "Premium List")
2. Accept completed entry applications from eligible entrants
3. At least two weeks prior to the date of the trial, send to each entrant an acknowledgment of his/her entry, with the test level entered and the identifying number under which the entrant will compete; a judging schedule showing the total number of entries at each test level, the order in which teams will be judged and the time(s) at which the judging and the judge's briefing will commence; and notice of any significant changes in information previously published in the premium list.
4. Notify all those whose entries are not accepted and give the reason for non-acceptance
5. Compile and publish a catalog for the day of the trial
6. Take custody of the completed judge's worksheets
7. Receive, investigate and forward to the Host Committee protests arising in connection with the water trial (see "Grievance Procedure"); and
8. Compile and send the Trial Report (see "Trial Report") to the PWDCA WTC.

Premium List

The premium list for the water trial shall contain the following:

1. Date and location of trial, and notification of modifications such as 2 trials in one day, or one trial split across 2 days.

2. Name of water trial host organization
3. Closing date (shall be at least 18 days before the date of the trial)
4. Test levels to be offered
5. General eligibility requirements (see "Eligibility") and any other limitations and restrictions.
6. Statement of whether the host committee will allow a dog to have multiple entries at the same trial, such as allowing entries for both Junior and Apprentice or WWD and CWD for dogs that have already earned WWD but not WWDX. Note: A dog is only allowed to enter one test level at the National Specialty water trial.
7. PWDCA officers
8. Host Committee members
9. Address and telephone number of Host Chairperson, Trial Secretary or some other person to answer questions
10. Name(s), address(es) and assignments of both approved and provisional judges
11. Order of test level judging (if different from the order described in "Judging Order")
12. PWDCA source for obtaining copies of this Water Trial Manual
13. PWDCA water trial entry form meeting the requirements set out under "Entry Forms" in this Water Trial Manual
14. Veterinarian on call at the trial
15. Lodging information; site directions
16. Statement of refund/cancellation policy
17. Statement of policy on eligibility of bitches in season
18. Notice regarding any discontinuation after failure rules that will be in effect at the trial (see "Failure Policy")
19. Statement regarding operation of waiting lists, if any.
20. Any categories of non-regular entries which will be permitted at the trial, and rules applying to those entries, including priorities among them.
21. Procedures for moving up to higher test levels, including day of trial move-ups, if permitted.
22. The premium list may also include advertising and information about awards, special events and additional activities.

Entry Form

Host Clubs are required to use the entry form and hold harmless agreement as provided by the PWDCA Water Trial Committee (or available on the PWDCA website)

Entry Fees, Refunds, Cancellations

Entry fees payable by entrants at a water trial and refund/cancellation policies applicable to entries shall be determined by the Host Committee and shall be published in the premium list.

Guaranteed Entries for Trial Workers

The club may guarantee entry spots for trial workers who have agreed to work at the trial.

The maximum number of dog entries which may receive guaranteed entry spots are as follows:

1. 5 dog entries for the water trial site
 2. 5 additional dog entries for each additional water trial site if the sites are run concurrently
- These guaranteed entries shall count in the total allowed trial entry.

Limited Entry, Waiting Lists and Random Draw

The Host Committee shall determine the test levels to be offered and the number of entries that can be accommodated at a trial. All test levels need not be offered at any one trial. However, a water trial host must offer each titling level at least once in any year in which it hosts a water trial. The Host Committee may limit entries so that a dog may not be entered in more than one level at one trial.

The Host Committee must limit entries for the trial so as to meet the requirements regarding judging assignments. (See "Trial Judge Selection; Judging Assignments".) All limitations and restrictions on entries shall be published in the premium list. However, water trial entry and closing dates must be the same for all (club members and non-members).

Completed entries shall be accepted on a first come first served basis within each test level and category of entries. Entries will close when the published limits are reached, even if the closing date has not arrived. The Host Committee may, but need not, establish a waiting list through which entries received in excess of the published limits may be accepted as positions become open due to withdrawals, etc. The existence and operation of any such waiting list must be described in the premium list.

A host club may conduct a random draw of entries. Conducting a random draw is useful if entries in excess of trial limits are expected. If a random draw will be used, it must be specified in the premium list. Entries received during the draw period are treated equally without regard to date/time received.

Conducting a Random Draw

Draw Period

1. Club determines a draw period during which time entries are accepted for the random draw.
2. The start time and date of the draw period shall be the same as the opening date.
3. The draw period must be at least seven (7) days in length and must have a defined finish date and time.

Accepting Entries During the Draw Period

All entries received during the draw period shall be accepted for the random draw and treated equally without regard to date received, following the rules regarding priority of entries including those stated in the trial's Premium List.

Conducting the Random Draw

1. If the stated entry limit(s) is exceeded during the draw period the club shall conduct the random drawing from all entries received. Otherwise, the random drawing is not necessary.
2. The random drawing shall be held within 48 hours of the end of the draw period specified in the premium. The date, hour and location of the draw must be stated in the premium.

3. In conducting the drawing for entries, the Trial Secretary shall avoid any method that raises any questions as to its randomness and impartiality.
4. One drawing shall be held for each trial. The Trial Secretary or a group of Trial Secretaries shall conduct the draw.
5. The Trial Secretary(s) selects individual dog entries (or numbers assigned to each entry) at random up to the stated limits.
6. When the allowable entry limit has been drawn, all remaining entries shall be drawn for a position on the waitlist. If openings in the trial become available before the closing date the openings shall be filled in order by entries on the waitlist.

Accepting Entries After the Draw Period

1. Clubs may continue to accept entries after the draw period, though all entries must be received prior to the closing date.
2. If the trial did not exceed the limit(s) during the draw period, all entries received during the draw period shall be accepted into the trial and entries received after the draw period shall be accepted on a first-come-first-served basis.
3. If the trial did exceed the allowable limit(s) and a random draw was conducted, clubs may elect to add entries received after the draw period to the end of the waitlist(s) in order of receipt.

Regular and Non-Regular Entries

Regular Entries

Only entries received by the Trial Secretary before the closing date can be regular entries. Regular entries include (1) entries of dogs that have not earned a title before the trial date at the titling test level entered, except for entries at the Junior level where the dog has earned a higher title (see non-regular entries below); (2) entries at the Junior Water Dog level of dogs that have earned neither a certificate nor a title before the trial date (3) entries at the Working Water Dog level that have not yet earned the title of WWDX.

A dog may continue to be a regular entrant at the level of its highest title for 30 days after earning that title. However, if a dog is entered at or moved to a higher test level during the 30 days, it may not be a regular entrant again at the lower level where it earned the title except dogs entered at the Working Water Dog level that have not yet earned the title of WWDX remain regular entries.

Non-regular Entries

Non-regular entries received before the closing date include “exhibition entries”. These are entries of: (1) dogs that have earned titles/certificates at the level entered more than 30 days before the trial date; (2) dogs that have earned any title before the trial date and are entered at the Junior Water Dog level. Non-regular entries also include: (3) entries received after the

closing date (“post entries”), including day of trial entries; (4) day of trial move-ups; (5) any other entries which do not qualify as regular entries.

The Host Committee shall decide whether and under what circumstances any non-regular entries will be permitted at a trial and must provide this information in the premium list. The Host Committee for a regional water trial may (but need not) permit a dog to be entered as an exhibition entry at any test level up to and including the level of the dog’s highest title or certificate at the date of the trial.

The Host Committee for a National Specialty may permit a dog to be entered as an exhibition entry only at the level of the dog’s highest title at the date of the trial, except that entries in Working by dogs that have not earned WWDX are considered regular entries and may enter Working at a National Specialty even if they have earned a higher title.

Priorities among Entries

Regular entries have the first priority for spaces at a trial. Exhibition entries (if permitted) have the next priority. Relative priorities among other non-regular entries are to be decided by the Host Committee.

Move-ups

Move-ups before the Trial

A regular entry may be moved to a higher test level at any time before the trial if the dog is eligible for the higher level. Non-regular entries may be moved to higher test levels before the trial if permitted by the Host Committee's rules. Procedures for moving entries to higher test levels are to be determined by the Host Committee and published in the premium list.

Day of Trial Move-ups

If day of trial move-ups are permitted at a trial, any team that passes a test level may, at that same trial, apply to enter the next higher level. These applications will be accepted to the extent time is available for judging such teams. Teams that enter on this basis may be excused after the first exercise failed. Whether to excuse teams after the first exercise failed will be determined by the judge in consultation with the trial secretary and will be the same for all day of trial move-ups at that trial.

Failure Policy at the PWDCA National Specialty Trial

The Host Committee at the National Specialty may apply a rule under which a team is required to discontinue competing: (1) After the first exercise failed or (2) After failing two exercises, but only if the use of such a rule has been publicized in the premium list. These rules may be applied at all test levels at the National Specialty Trial.

Judging Order

Unless otherwise announced in the premium list or judging schedule sent to exhibitors, the order of judging of the test levels at a water trial will be lowest first, highest last, i.e., Junior Water Dog level first, then Apprentice, Working, Courier, and Master last.

Teams whose entries have been accepted for a water trial shall be assigned identifying numbers by a random drawing conducted by at least two members of the Host Committee within 24 hours after the closing date for the trial. The order of judging of teams within each test level shall run consecutively from lowest to highest identifying number. The judging order of pre-entered teams will be published in the judging schedule sent to exhibitors and in the trial catalog. Teams may be judged out of catalog order for reasons acceptable to the judge or Trial Secretary.

At the Trial

When a team passes at the Working, Courier, and Master levels, the Trial Secretary will ask the handler how many times the PWD has passed the level and if they believe the pass is qualifying for a new title according to the handler's records. The Trial Secretary will note the reported leg # and title level on the judging sheet and in the results spreadsheet.

Trial Report

Within 14 days after the date of the water trial, the Trial Secretary shall mail to the designated Water Trial Committee member (contact information may be found on the PWDCA website) a Trial Report consisting of the following:

1. A copy of the signed entry form for each handler and dog team entered.*
2. A copy of the premium list as mailed or posted on line.*
3. A catalog marked to show which dogs passed at each test level, which dogs failed, which dogs were excused or absent, which dogs made day of trial entries at the next higher titling level, and whether they passed or failed.
4. The original judge's worksheets.
5. A list of qualifying teams with the dog's name and registration number, the owner's name and address, the breeder's name, the handler's name, if different from the owner, the test level at which the team qualified, and the leg # and title level for multileg titles. Also known as the Q form this must be emailed to the designated Water Trial Committee person. The Q form may be found on the PWDCA website.
6. A fee payable to the PWDCA in the amount of \$4.00 for each qualifying team at every level, including exhibition entries.
7. Reports by the judge(s), Host Committee and/or Trial Secretary regarding any use of rescue equipment or disciplinary measures taken in response to violations of the water trial rules.
8. A record of any protests received and decided and notice of any protests received but not yet resolved.
9. Worksheets of any observer or provisional judge(s) and reports by the officiating judge and Trial Secretary regarding the performance of such judge(s).

* May be submitted on a flash drive or CD or via email or sharing link.

An extension to the 14-day deadline shall be granted if a written request for an extension, along with an explanation for the delay, is sent to the PWDCA Water Trial Committee Member within the 14-day limit.

If the Trial Report is not sent within the 14 day or extended time limit, unless an explanation of extenuating circumstances satisfactory to the PWDCA WTC is made, the water trial host will not be eligible to hold a sanctioned water trial for a period of one year, and in no event until the Trial Report has been received by the designated PWDCA Water Committee member. In the event that the PWDCA Water Trial Committee member does not receive the Trial Report, the PWDCA Water Trial Committee will make every effort to determine the results of the water trial and to award such titles as were earned.

Trial Steward Selection

Steward Duties

The Host Committee shall provide at least four stewards per judge to assist the judge(s) and exhibitors. Any steward whose duties involve being in or on the water must be able to swim. Any steward whose duties involve handling a boat must have sufficient rowing skill to perform his/her duties competently. The Host Committee shall ensure that stewards are adequately trained for their duties and have a working knowledge of this Water Trial Manual. The selection and training of and the assignment of duties to stewards may be delegated to a Chief Steward who will, with the advice of the judge(s), oversee the stewarding activities at the trial.

Duties of Stewards shall include:

1. Perform the duties described in the test exercises and "Rules and Regulations for Water Trial Participants" in this Water Trial Manual.
2. Keep unauthorized persons from the land and water test areas.
3. Ensure that teams are available for judging in proper order.
4. Direct questions from handlers to the judge(s) concerning scores, exercises or judging procedures.
5. Direct protests to the Trial Secretary.
6. Report to the judge, Trial Secretary, or Host Chairperson any violations of the water trial rules brought to their attention.
7. Time keeping for the judge(s).
8. Registration and checking in of exhibitors upon their arrival at the trial grounds.
9. Inspection of equipment.
10. Act as runners to carry information between water trial officials.
11. Posting of results and information for exhibitors and spectators, and the like.

Stewards shall not give information or instructions to exhibitors except as specifically instructed by a judge and then only in a manner that clearly indicates that the instructions are those of the judge.

Substitute Stewards

A handler may substitute an individual of his/her choice to perform functions otherwise assigned to a steward during that handler's test. Such an individual is referred to as a "substitute steward." It is expected that the substitute steward be capable of performing the duties required of that position (ex. throwing a dummy the distance needed for an exercise). A handler is allowed the use of one substitute steward when competing at the Courier and Master Water Dog level. The use of a substitute steward is allowed for the Timed Swim at the Junior or Apprentice levels. For all other exercises at any level, the use of a substitute steward must be approved by the judge and the Trial Chair, prior to the briefing and for extenuating circumstances. A substitute steward should be named in the handler's official entry form or, at the discretion of the judge and/or Trial Secretary, may be approved on the day of the trial no later than the end of the judge's briefing for the test level in which the handler is competing. In either case, the substitute steward must sign an official entry form acknowledging the "hold harmless" agreement before he/she will be allowed to participate in the handler's test.

Stewarding Errors

A substitute steward will be assumed to have the knowledge of the Water Trial Manual and skills necessary to the performance of his/her duties. An error made by a substitute steward may result in a failing score for the handler in the exercise where the error is made. An error made by a steward provided by the Host Committee will not be grounds for a failing score in the exercise in which error is made, although the judge may, at his/her discretion, require the team to be re-tested on the exercise affected.

Trial Judge's Authority and Duties

The judge shall be responsible for knowing the water trial rules.

The judge shall examine the test area on the day of the trial and shall determine if all the required equipment is present and safe to use, if weather conditions are favorable for a safe trial and if the test area is safe and properly defined. The judge shall have the authority to postpone or delay, within daylight hours, any trial because of unsafe conditions and shall have the final decision in the matter of cancellation.

During the trial the decisions of the judge shall be final on all matters affecting the scoring and working of teams. When a difference of opinion exists between a provisional judge and the supervising judge regarding whether or not a team earns a qualifying score, the supervising judge shall have the authority to decide (see "How to become a PWDCA Approved Water Trial Judge").

The judge shall inspect all equipment used by an exhibitor in a test to verify that it is regulation equipment. (Such inspection of equipment may be delegated to a steward.)

The judge will take up a position so as to observe adequately each exercise performed.

The judge will not warn or interfere with a working team, except for reasons of safety, nor will he/she encourage any team after the team has started an exercise.

Judges are not permitted their own variations on exercises and must judge all competitors at a test level by the same standards of performance. However, some adaptation of exercises to site and weather or other unusual conditions may be required. Such adaptations are within the discretion of the judge. They may include, without limitation, determinations as to whether an article has drifted to the extent that it should be declared out of bounds and repositioned for a competing team, whether a moored boat should be unmoored and allowed to "chase" an article, whether to use an extra steward in a boat, and whether stated time limits should be varied in accordance with the following paragraph.

The judge will time each team with a stopwatch to determine if the team completes an exercise within the required time limit. (The judge may delegate the task of timing to a steward.) The judge may allow a team a longer time for an exercise than the time stated in the test exercise description if, in the judge's opinion, 1) the dog is continuing to work at the exercise as commanded and 2) site or weather conditions or other unusual factors make the stated time limit too short or render it impossible to impose the same time limits for every exhibitor at a test level.

The judge will conduct a briefing for participants before the start of the judging at each test level. The briefing should be a quick reminder of test exercises including adaptations resulting from trial site conditions, if any, and allow participants a chance to ask questions.

The judge shall keep a written record of each team's score on an official judge's worksheet and shall include on that worksheet an explanation for any team that is failed, disqualified or excused. The completed judge's worksheets shall be released to the Trial Secretary at the conclusion of the trial.

The judge shall inform each team as to whether it passed or failed the test level at the end of the team's test.

The judge shall fail any team which does not, in performing an exercise, meet the requirements of the test exercise description in this Water Trial Manual or which does not conform to the water trial rules.

The judge shall fail any team whose dog leaves the land test area during an exercise, except in a life-threatening situation, unless, in the judge's opinion, the dog is continuing to work at the exercise as commanded while leaving and outside the test area.

The judge shall fail a team on any exercise where he/she becomes aware of any double handling, unless the double handling results from an error made by an official trial steward. In the case of double handling through an official trial steward's error, the judge shall retest the team on the exercise affected.

If, in the judge's opinion, any other error by an official trial steward has unfairly benefited a team's performance, the judge shall retest the team on the exercise affected. In the case of such an error by a substitute steward, the judge shall fail the team on the exercise.

The judge shall excuse any team in which the dog appears, in the judge's opinion, to be ill or injured. Solely at the judge's discretion, a dog that exhibits lameness or other physical difficulty in performing may be excused or allowed to participate in a test.

The judge shall excuse any dog whose handler withdraws the dog from competition, and any dog that appears to the judge to be at risk of drowning.

The judge may disqualify any team whose dog is vicious, bites a person or, more than once, fights with another dog on the day of the trial (See Dog Aggression).

If, in the judge's opinion, a team's performance on any exercise has been prejudiced by unusual conditions or by interference from activity in or outside the test area, the judge may re-judge the team on the exercise affected and, if needed, may allow the dog time to rest. The judge may reposition any handler or dog to accomplish an exercise when their performance has been or would be affected by unusual conditions.

CHAPTER 5: DOG AGGRESSION

Reporting Requirements

In the event that a Dog Aggression incident occurs at a water trial, the Trial Secretary or Trial Chairperson will notify the PWDCA Water Trial Committee Chairperson by phone no later than the conclusion of the day of the trial. The formal written report will follow within 72 hours. Reports can be sent electronically. The Water Trial Committee will review the report and submit a report to the PWDCA Board within 72 hours. The PWDCA Board will review the findings and reports and will respond to the dog's owner/handler within 10 days of receiving the recommendations from the Water Trial Committee.

Excusal

A judge SHALL excuse any dog that in the opinion of the judge: menaces, threatens or exhibits any sign that it may not be safely approached in a normal manner by the judge or official trial stewards. Signs may include growling, showing or snapping its teeth and rolling its eyes. Any dog that displays such demeanor is a threat to the judge and official trial stewards. Once the dog has been excused, the judge will write on the judging sheet: Excused: Menacing, and sign it. The judge will also fill out the PWDCA Judge's Form for Dog Aggression, checking the boxes as appropriate for the circumstances. This form will be included with the Trial Report. A dog excused for threatening or menacing behavior by judges on 2 occasions will be administratively disqualified by the PWDCA Board. The trial secretary's report that is submitted to the PWDCA Water Trial Committee Chairperson must include a report with the dog's name, registration number and handler/owner for tracking purposes.

Disqualification

By the Judge:

A judge shall disqualify any dog that, in his/her opinion, attacks any person in the ring, and leaves the ring to attack anyone else or another dog. An attack is defined as a bite or an attempt to bite anyone, including its own handler, without valid extenuating circumstances, for example, play biting. The judge will mark the score sheet "Disqualified, attacked". The judge will also fill out the PWDCA Judge's Form for Dog Aggression including: the dog's name, AKC number, description of the incident and the handler/owner's name and contact information and checking the appropriate boxes for the circumstances. All parties are to sign the form. This form is to be sent to the PWDCA Water Trial Committee Chairperson as outlined above. The handler will be immediately notified that the dog is disqualified from that trial and future trials until the PWDCA Board determines the dog's eligibility to compete at water trials in the future.

By the Host Committee:

Any dog that in the opinion of the Water Trial Host Committee attacks a person or another dog at a sanctioned water trial warm up day, or during the actual trial and is believed by that Host Committee to present a hazard to persons or other dogs, shall be disqualified by the Host Committee. If the dog's behavior meets the requirements as set out in the Dog Aggression – Action By Host Committee form, the Water Trial Host Committee must convene a Bench

Committee made up of three members of the WT Host Committee to investigate the incident (the exception is if the dog is disqualified or excused by the judge). Should one of the Bench Committee members also be a witness to the incident, they must recuse themselves from the committee during the investigation and another Host Club member shall take their place on the Bench Committee.

The Bench Committee must solicit witness statements from all parties wishing to give statements that were direct witnesses to the incident. If an evaluation was completed by a medical professional, a statement should be attached with the witness statements, if available.

No opinion, conjecture or reference to any other event shall be allowed in witness statements. If the witness statement does not comply with these requirements the witness may be asked to rewrite his/her statement removing the extraneous information.

The Host Committee will complete the Dog Aggression – Action by a Host Committee Form for the Host Committee Chair or designate and the Exhibitor to sign. The Exhibitor will be immediately notified that:

1. That the dog is disqualified (from that trial and future trials until the PWDCA Board determines the dogs' eligibility to compete at water trials in the future) or,
2. Advise the exhibitor of any other action deemed appropriate by the host committee.

In addition to the Host Committee Chair/designate and the Exhibitor signing the form, both parties shall initial and date all attachments to the above form including descriptions of the incident and all Witness Statements, etc. which becomes part of the form when so completed. The form and witness statements and any other information will be forwarded to the PWDCA Water Trial Committee Chairperson.

CHAPTER 6: GRIEVANCES

Grievance Definition

A grievance is a protest of the action or inaction of any water trial official, participant or spectator. Examples of such actions are (but are not limited to):

1. Mistreatment of a dog by its owner
2. Altercations/verbal abuse/harassment of any officials, stewards or exhibitors
3. Refusal to follow judge or trial official's directions or instructions
4. Double handling of any dog
5. Abuse or misuse of facilities, including a host hotel, by an attendee
6. Handler failure to maintain control of their dog
7. Misconduct by a judge, trial official, steward, etc.

Grievance Procedure

Grievances must be filed no later than one hour following the completion of the day's judging. Grievances pertaining to an occurrence on the official practice day for a water trial (immediately preceding a water trial) must be filed no later than one hour following the completion of the first day's practice. Grievances must be filed utilizing the Grievance Witness Statement Form, available from the Trial Secretary or on the PWDCA website.

If a grievance is filed on the day of the trial, the Host Committee will immediately convene as a Bench Committee (consisting of at least three members of the Host Committee) to make an effort to resolve any issues raised. At least three members of the Host Committee shall be present during the trial and up until one hour following the conclusion of each day's judging to resolve any grievances.

The Complainant must complete the Grievance Witness Statement Form and ask any other witnesses to fill out a separate copy of the form. Forms should be presented to the Bench Committee. The Defendant must be provided copies of all forms and statements as soon as possible but no later than 7 days after the Grievance was filed if the Grievance was not resolved on the day of the trial.

If the Bench Committee is unable to resolve any filed grievances on the day of the trial (due to the absence of witness statements when the Bench committee convenes), the Trial Secretary or Trial Chair will forward a copy of any unresolved grievance to the Host Committee and to all parties named in the grievance within 72 hours of the conclusion of the trial. The Trial Secretary or Trial Chair will advise the parties that they may respond to the grievance in writing and notify them of the date by which any such written statements must be received by him/her. This date must be no later than 7 days after the date on which the Trial Secretary or Trial Chair sent the grievance to the parties. Members of the Host Committee may interview parties named in the grievance or any other persons having information regarding the protested incident and will make written records of any such interviews. All such statements and records shall be forwarded to all members of the Host Committee, along with a report of any observations personally made in the course of investigating the grievance. Any members of the Host/Bench

Committee that are named in the grievance (as either a witness, complainant, or respondent) may recuse him/herself from the deliberation of evidence. After consideration of all the statements and other evidence forwarded to it, the Host Committee will adopt a resolution stating its findings, deciding the issues raised by the grievance and recommending any disciplinary action it deems appropriate. A copy of the resolution shall be sent to all parties named in the grievance within 3 days of the resolution and shall be included with the Trial Report.

For all grievances, the PWDCA Water Trial Committee shall do one of the following:

1. Uphold the Host Committee's decision and recommend disciplinary action to the PWDCA Board of Directors if appropriate;
2. Return the grievance to the Host Committee for reconsideration or further investigation (with instructions as to the reason(s) reconsideration is appropriate and what further investigation, if any, is necessary); or
3. Overrule the Host Committee's decision and substitute its own decision, which may include recommendation of disciplinary action by the PWDCA Board of Directors.

Notice of the PWDCA Water Trial Committee's decision must be sent to the Host Committee and all parties named in the grievance within 10 days after the date of the decision.

Appeal Process: Any person dissatisfied with the Host Committee's findings or decision may request review by the PWDCA Water Trial Committee. The request for review must be in writing and must be received by the PWDCA Water Trial Committee Chairperson within 7 days after the date on which the Host Committee sent copies of its resolution to the parties.

The PWDCA Water Trial Committee will review the appeal and decide on it within 21 days of the PWDCA Water Trial Committee Chairperson's receipt of the appeal. The PWDCA Board of Directors is to be notified of any appeal request and the decision made on it immediately following PWDCA Water Trial Committee action.

Disciplinary Action - Grievances

The PWDCA Water Trial Committee shall forward to the PWDCA Board of Directors any recommendation of PWDCA disciplinary action in connection with a grievance, whether received from a Host Committee or generated by the PWDCA Water Trial Committee in review of a grievance. At its next meeting following receipt of any such recommendation the PWDCA Board of Directors shall consider the recommendation. All parties named in the grievance shall be notified in writing of the PWDCA Board's decision on any such recommendation.

The PWDCA Board of Directors has the authority to institute disciplinary action against any person or organization violating the water trial rules. Such action may include, without limitation, suspension of PWDCA membership or eligibility to enter/host sanctioned water trials and/or fines.

All grievances shall be made a permanent part of the record with the PWDCA.

CHAPTER 7: JUDGES

Process to Become a Water Trial Judge

Qualifications

1. Active or Foreign membership in the PWDCA for one year.
2. Handled a dog and attained all water titles through Courier Water Dog, on at least one dog at each level (except that Junior Water Dog and WWDX are not required.)
3. Participation in at least one water trial as a Host Committee member.
4. Completion of one observer judging assignment with satisfactory ratings, and approved by the PWDCA Water Trial Committee.
5. Completion of two provisional judging assignments with satisfactory ratings, and approved by the PWDCA Water Trial Committee.
6. Possession of current PWDCA Water Trial Manual and working knowledge of the rules.
7. Completed PWDCA Water Trial Judge Application and agreeing to the PWDCA confidentiality agreement.

Observer Judge Process

1. The applicant completes the online PWDCA Water Trial Judge Application. The PWDCA Water Trial Committee will approve or reject the applicant's request within 14 days. The applicant will receive such notification via email from the PWDCA Water Trial Committee Judge Liaison.
2. The applicant submits a written request to observe the judging at a sanctioned trial to the trial's Host Committee Chair at least 8 weeks prior to the water trial date. A copy of the Application with Section One completed shall be forwarded to the Host Committee Chair.
3. The Host Committee Chair forwards the written request to the judge.
4. The judge and the host committee together shall decide to accept or reject the request within 14 days.
5. The Host Committee Chair will send written notice of permission or refusal to the applicant.
6. The applicant shall forward the permission to complete the observer assignment from the Host Committee Chair to the PWDCA Water Trial Committee within 7 days.
7. The PWDCA Water Trial Committee will accept or reject the request and shall notify the Applicant and the Host Committee via email at least 4 weeks prior to the water trial date.

Observer judging assignments must be completed under a Supervisory Judge (as described at the end of this section). The observing assignment shall consist of a trial with entrants at all levels except that WWDX, CWDX and Master Water Dog are not required. In no event shall more than one observer judge or one provisional judge be allowed per approved judge at a single trial. The observer judge is obliged to be attentive and involved but shall not interfere in any aspect of the trial. The observer judge will be provided with blank judge's worksheets for all entrants that are clearly differentiated from the worksheets of the officiating judge (e.g., different colored paper). The observer judge will mark each exercise independently of the officiating judge. Conference between the officiating judge and the observer judge may be conducted at the end of each exhibitor's test at the discretion of the officiating judge. At the

conclusion of the trial, the officiating judge and the observer judge shall complete the Judge Questionnaire and Applicant Judge Questionnaire, respectively. The Host Committee Chair or Trial Secretary shall also submit written comments regarding the observer judge. These questionnaires, comments, and the observer judge's worksheets will be completed online or be included in the trial report and sent to the PWDCA Water Trial Committee.

The PWDCA Water Trial Committee Judge Liaison will notify the applicant within six (6) weeks of the completion of the observational assignment whether or not they are approved to move forward to become a provisional judge.

Provisional Judge Process

(each applicant shall complete this process twice):

1. The applicant submits a written request to provisionally judge a trial to the trial's Host Committee at least six weeks prior to the water trial date.
2. The Host Committee Chair forwards the written request to the judge.
3. The judge and the Host Committee together shall decide to accept or reject the request within 14 days.
4. The Host Committee Chair will send written notice of such permission or refusal to the applicant.
5. The applicant shall forward such approval to the PWDCA Water Trial Committee Judge Liaison no later than 10 days prior to the trial.

Each provisional judging assignment shall consist of a trial with at least one entrant each at the Junior, Apprentice, Working and Courier levels. WWDX and CWDX are not required. At least one provisional judging assignment must include an entrant at the Master level. Each provisional judging assignment must take place under a different Supervisory Judge, be held at different sites, and be hosted by different clubs. In no event shall more than one observer judge or one provisional judge be allowed per officiating judge at a single trial. An applicant may not observe and provisionally judge trials less than 6 weeks apart. An applicant may not provisionally judge trials less than 2 weeks apart.

The Provisional Judge will inspect and approve both the land test area and the water test area. The Provisional Judge will conduct all briefings of exhibitors at all levels and answer questions about the rules.

The Provisional Judge will judge each exercise including keeping and recording the time, or may appoint a steward to time each exercise.

The Provisional Judge will at the conclusion of the test advise the exhibitor whether or not the team has passed or failed. If the team has not passed, a brief explanation of the reason for failure will be offered to the exhibitor.

The supervising judge will be present and attentive while all teams are being judged. The supervising judge will be positioned in such a manner as to be able to observe the Provisional

Judge and the teams and monitor and offer assistance if necessary. At the conclusion of the trial the supervising judge will provide the Provisional Judge with an assessment in writing stating whether the Provisional Judge has or has not completed a satisfactory provisional judging assignment. A completed Supervisory Judge Questionnaire may be used for this requirement, or a dated and signed short statement format may be used. Questionnaires and a sample short statement are available on the PWDCA website.

When a difference of opinion exists between a Provisional Judge and the supervising judge regarding whether or not a team earns a title, the supervising judge shall have the authority to decide. The supervising judge and the Provisional Judge shall complete the Supervisory Judge Questionnaire and Applicant Judge Questionnaire, respectively within 14 days of the completion of the trial. The Host Committee Chair or Trial Secretary shall also submit written comments regarding the Provisional Judge. These questionnaires, comments, and the Provisional Judge's worksheets will be included in the trial report and sent to the PWDCA Water Trial Committee. The questionnaires and comments may be completed online in lieu of submitting them with the trial report, and the 14-day deadline to submit them remains.

The Water Trial Committee will review the questionnaires and comments provided by all supervising judges and Host Committee officials. When there is lack of alignment between supervising judges and Host Committee members regarding a Provisional Judge's performance, the PWDCA Water Trial Committee will gather additional information from all supervising judges and Host Committee officials who observed the Provisional Judge's assignments to be used in making their decision. A vote of the PWDCA Water Trial Committee will be performed to determine whether the Provisional Judge has demonstrated competency as a water trial judge. Any member of the PWDCA Water Trial Committee who also served as a supervising judge shall not participate in the vote. The PWDCA Water Trial Committee will share all assessment documents with the Provisional Judge and inform the Provisional Judge within six weeks of the last assignment whether or not the PWDCA Water Trial Committee will recommend the Provisional Judge to the PWDCA Board of Directors to be approved to judge water trials. The PWDCA Water Trial Committee may recommend the applicant judge to the PWDCA Board for approval to judge PWDCA water trials. The PWDCA Water Trial Committee Chair will also notify the PWDCA Board of any applicants who are not recommended for approval.

Supervisory Judge Requirements

An approved judge who has been a judge for at least five years, and has judged at least two trials in the past three years may be a Supervisory Judge. The Supervisory Judge shall also have judged at least seven (7) trials at three (3) different trial sites, and hosted by at least two (2) different regional clubs, excluding provisional assignments. A full list of Supervisory Judges may be found on the PWDCA website.

To Maintain Active Judging Status

Approved water trial judges maintain active status by judging at least one PWDCA sanctioned water trial every 5 years from the time they receive their judging eligibility, and by maintaining continuous voting or foreign membership in the PWDCA.

Any water trial judge who has been approved for 5 or more years, who has not judged a sanctioned water trial in the previous 5 years, or has allowed their voting or foreign membership in the PWDCA to expire, is considered inactive. A judge with inactive judging status is prohibited from judging water trials until judging status is reactivated. To reactivate judging status, the inactive judge is required to meet the minimum qualifications for becoming a judge as described in the most current Water Trial Manual and must submit an email to the PWDCA Water Trial Committee Chairperson requesting reactivation. In addition, one observer judging assignment, completed within one year of the request for reactivation is required for reactivation.

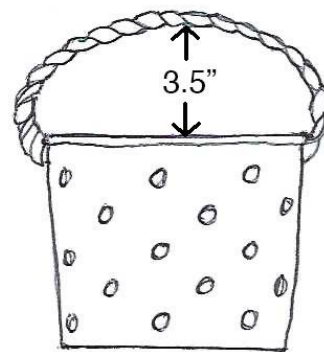
Foreign Judges

A Foreign member who wishes to become a PWDCA Voting Member (Associate first followed by Voting membership), does not lose the ability to judge water trials, and shall continue to remain a water judge. However they must become a Voting member within 3 years of becoming an Associate member in order to continue as a Water Trial Judge.

APPENDIX A: BAIT BUCKET MODIFICATION

A plastic or metal 4-1/2 quart bait bucket.

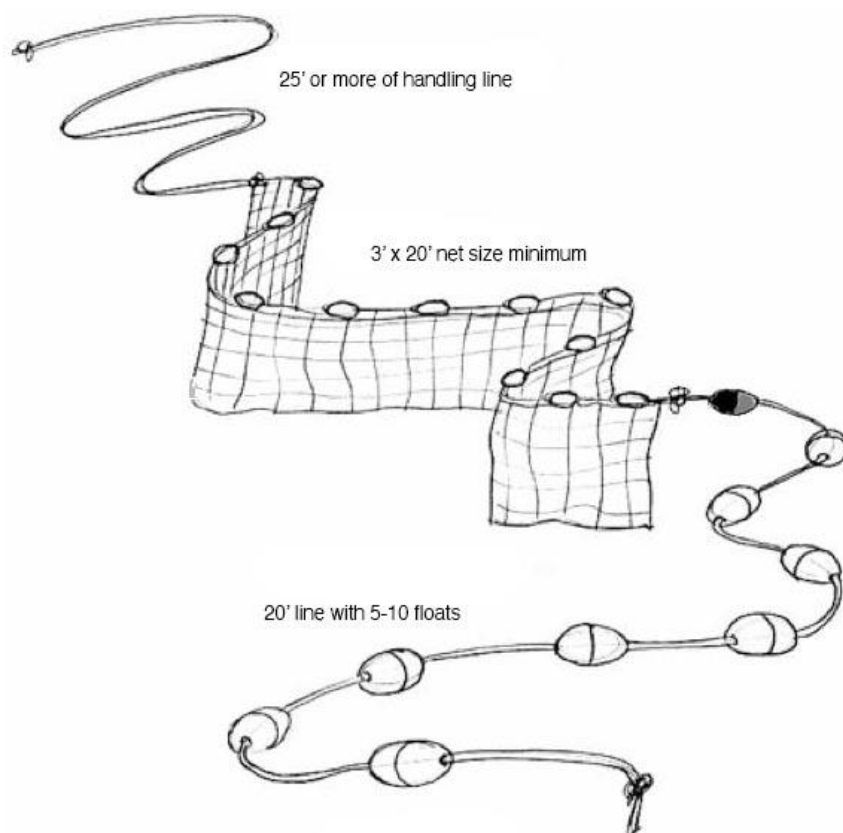
Remove the plastic handle and replace it with a floating poly rope 3/8" to 1/2" diameter. You will need about 2' of rope, including the knots inside the bucket that hold the handle in place and can be used to adjust the height of the rope handle to the dog's size. On average, the midpoint of the rope handle should be about 3-1/2" above the middle of the bait bucket top.



The bucket needs to have at least 1/2" holes drilled on the sides and bottom about 1" apart. When you are finished the bucket should resemble a sieve or colander.

Rocks or other weight sources weighing a total of approximately 3 pounds should be placed in the bottom of the bait bucket. In order for the bait bucket to qualify as regulation equipment, the weight source must not tend to shift and must fill the bottom of the bucket evenly. (This is required to minimize tipping of the bucket when moved or placed.)

APPENDIX B: FISHING NET DIMENSIONS



APPENDIX C: SITE MARKER CONSTRUCTION

Site Marker Construction

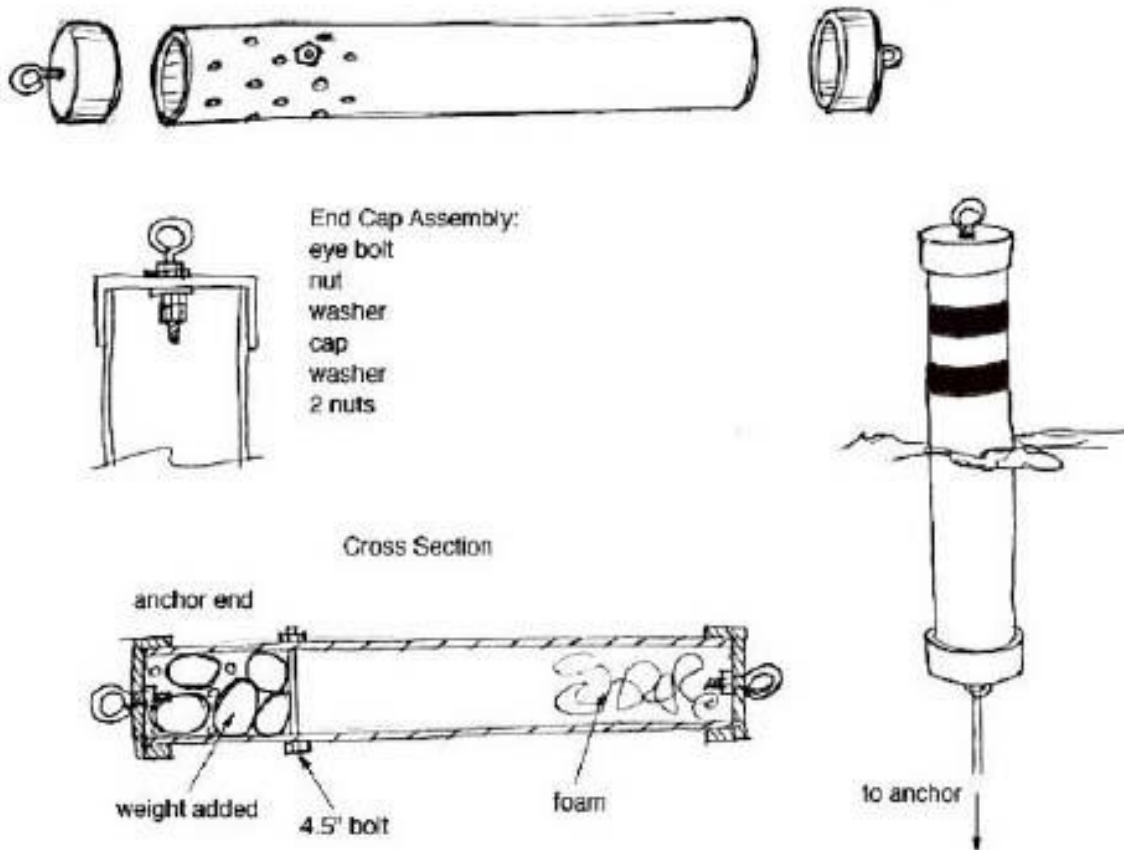
Materials to Make One Self-Righting Marker

Stuff spray foam

About 5 pounds of weights,

Cleaner and cement for CPVC.

1. 4" diameter CPVC, 48" long *
2. 4" diameter caps for CPVC
3. 4-1/2" bolt and nut
4. 2" x 1/4" eye bolt and 6 nuts or the same size eye screws and piece of wood inside the cap to secure (Note: it is recommended that the marker have an eye at each end. The one on the bottom is for attaching the anchor. The one on the top is for attaching the boat, or for temporarily attaching lines.) *Length depends on water depth; shorter for shallow water.



Directions to Make a Self-Righting Marker

1. Assemble ends with eye bolts attached securely to caps.
2. Drill half-inch holes in the bottom 1/3 of the 48" long pipe.
3. Cement the anchor end cap to the pipe.
4. Add weight and fasten 4-1/2" bolt and nut to retain weight at the end of the pipe.
5. Add foam and cement the top cap to the pipe last. There will be air pressure resisting the second cap. Use a clamp to hold in place until cement sets.

Directions to Make a Sealed Marker

1. A simple marker can be made without weights and foam, as shown on the right.
2. Using pipe and end caps as outlined above assemble a watertight empty pipe. Seal the eye bolts with silicone caulk on the inside of the end caps before cementing the caps to the pipe, and seal around the end caps with silicone caulk after assembly.
3. These markers will not stay upright in the water without an anchor attached, but they work the same as the self-righting markers when they are anchored in such a way that keeps them upright during the trial.

GLOSSARY OF TERMS

AKC: American Kennel Club

Alternate Handler: Physically challenged handlers who require special arrangements may designate another handler for specific exercises. The Alternate Handler must be designated prior to the trial by notifying the Trial Secretary, and Judge. The handler will remain quietly in the test area while the Alternate Handler is performing the specific exercises.

Anticipation: The dog leaves its position before being sent.

Briefing: A meeting held by the judge prior to each level, which shall provide a quick reminder of test exercises including adaptations resulting from trial site conditions, if any, and allow participants a chance to ask questions.

Club Steward: A person, at the choosing of the Host Committee, who will assist in the ring as designated within the rules. It is expected that the Club Steward is capable of performing the duties required of that position (ex. throwing a dummy the distance needed for an exercise).

Complainant: Person filing a grievance.

Delivery to Hand: The dog brings an article to the handler (or steward) and either deposits it in the handler's (or steward's) hand on command or allows the handler (or steward) to remove the article from its mouth on command.

Double Handling: Assistance to or communication with a competing dog by a person who is not specifically permitted to do so by the terms of the exercise description or these Rules.

Entering the Water: A dog moves all four paws across the three-foot line from land. In the case of being on a boat, jumping from the platform into the water.

Failure Policy: A rule published in the premium list for the PWDCA National Specialty Trial, requiring a dog to discontinue competing.

Grievance: a protest of the action or inaction of any water trial official, participant or spectator.

Handler: An owner or other person authorized by the owner to handle a dog during the test exercises

Host Committee: The members of the PWDCA-Sanctioned Regional Club hosting the Water Trial. Has full responsibility for actions taken by its members and authorized representatives in the planning and conduct of a Water Trial.

Leaving the Water: A dog moves all four paws across the three-foot line from the water towards land.

PAL/ILP: Purebred Alternate Listing/Indefinite Listing Privilege

Participant: Handlers and stewards at a trial, including substitute stewards.

PWDCA: Portuguese Water Dog Club of America

PWDCA WTC Committee or WTC: PWDCA Water Trial Committee

Starting Position: Boat: Handler is sitting or kneeling on the boat platform. Dog is at the handler's side, under control.

Starting Position: Other: Position is explained during the briefing and at the beginning of the exercise.

Starting Position: Shore: Handler is standing on shore behind the three-foot line. Dog is at the handler's side, under control.

Substitute Steward: A person, at the choosing of the handler, who will assist the handler in completing exercises. A Substitute Steward may be used in Courier, Master, and for the Swim Exercises in Junior and Apprentice. For any other exercise, the Judge and Trial Chair must approve the use of a Substitute Steward prior to the briefing. It is expected that the Substitute Steward be capable of performing the duties required of that position (ex. throwing a dummy the distance needed for an exercise).

Test Area: Both the water and land areas, designated as the Trial Site.

Three-foot line: A line three feet from the water, on land, that is clearly marked along the land test area.

Trial Equipment: All regulation equipment authorized for use in a Water Trial by the Judge and/or the Host Committee.

Trial Grounds: The entire area of water and land which supports the participants and spectators at the water trial, including the water and land test areas, viewing areas, parking areas, crating areas, concessions, sanitation facilities and dog exercise areas.

Trial Site: See Section 4

Water Trial Official (Official): Any judge, official trial steward, veterinarian and lifeguards provided by the Host Committee, members of the Host Committee, and any other person to whom a task has been specifically delegated by the Host Committee.

Water Trial Rules (Rules): All of the provisions of the PWDCA Water Trial Manual.