

# RSPWDC

Newsletter of the Rio Salgado Portuguese Water Dog Club

May 2020

newsletter editor: Lauren McDermott, [lmcdermott@cox.net](mailto:lmcdermott@cox.net)

## Ahoy RSPWDC Members!

As we head into the Summer months many of us are seeking ways to have fun and keep our PWDs busy while at home. In this newsletter we look at how we can train our PWDs and test our training - all from home!

Are you looking for ideas for how to keep your team learning new things, or advancing your skills while you can't attend in-person classes? Take a look at what we have assembled here, and please share your experiences and your photos. We would love to include them in future newsletters. Send your news and photos to the editor [lmcdermott@cox.net](mailto:lmcdermott@cox.net)

### List of Novice Level AKC Trick Dog Tricks

Balance beam (walk on board a few inches off floor)  
Bark on cue ("Speak")  
Crawl (dog on belly, crawls at least 3 body lengths)  
Fetch it (ball etc., 10 ft. away, bring to handler within 2 ft)  
Find it (find treat or scent item under 1 cup or object)  
Get your \_\_\_\_\_ (Leash, brush, name of toy)  
Get in (gets in box)  
Sits in box (on cue)  
Get on (gets on low platform or step - 4 paws)  
Hand signals (Choose one: down, sit, or come)  
High five  
Hold (3 seconds)  
Jump (thru a low hoop or over a low bar)  
Kennel up (go in crate, stay in until released)  
Kiss (point to cheek or back of hand)  
Paws up (2 front paws on low stool or step)  
Push-ups (sit, down, sit, down, sit, down)  
Shake hands  
Spin in circle  
Touch it (hand or target stick)  
Tunnel (agility tunnel or child's tunnel)

## AKC Trick Dog

The American Kennel Club recently announced that dog owners may teach their dogs tricks at home and submit a video to an AKC CGC Evaluator for review and approval. This applies to all levels of AKC Trick Dog training.

The AKC initiated the popular Trick Dog titling program in 2017 and now awards five Trick Dog Titles:

### Novice Trick Dog (TKN)

The dog performs 10 skills from the Novice list. If a dog has a Canine Good Citizen (CGC) certificate or title on record at AKC, it can do 5 Novice tricks (CGC + 5) to earn the Novice title.

### Intermediate Trick Dog (TKI)

The dog must have the Novice title, plus perform 10 Intermediate tricks.

### Advanced Trick Dog (TKA)

The dog must have the Intermediate title, plus perform 10 tricks from the Advanced list.

### Trick Dog Performer (TKP)

In this title, handlers perform a short routine with at least 10 tricks previously learned.

### Trick Dog Elite Performer (TKE)

Testing of this truly elite trick dog level requires the dog to perform 10 tricks with at least 5 props and there must be a story.

Find more about the AKC Trick Dog program here:  
<https://www.akc.org/sports/trick-dog>

Are you, or do you know an AKC CGC evaluator who judges Trick Dog? Let us know!



## 2020 RSPWDC Board of Directors

President - Lauren McDermott  
Vice President - Sherri Horstman  
Recording Secretary - Gail Gomez  
Corresponding Secretary - Michele Murphy  
Treasurer - Lynn Nelson  
Director - Jim Beach  
Director - Mike Williams

## Upcoming Club Events

Upcoming events may be cancelled or postponed. Members will receive email updates two weeks prior to scheduled events.

August 11 - RSPWDC Meeting, TBD

October 17 - FESTA and RSPWDC Meeting, Gilbert

October 31 and November 1 - PWDCA Water Trials, (pending PWDCA approval) Canyon Lake

December 5 - Holiday Party, RSPWDC Meeting and Celebration of the Golden Ones, Phoenix

# North American Dog Agility Council (NADAC) Virtual Agility Trials

by Kathy Groschupf

Would you like to play agility games with your PWD but are unable to because events have been cancelled or because you are social distancing at home? Or, perhaps in the past you didn't enter agility trials because you were frustrated that your dog ran through the obstacles perfectly while training but not at a real trial? Good news - you can trial at home! Better news - you can even earn agility titles! How? By participating in the North American Dog Agility Council (NADAC) Virtual Agility Trials.

Virtual Agility Trials are the perfect pastime for you and your dog during the current Covid 19 pandemic because all you need is space, a few agility obstacles, a computer, a video camera, and one other person to operate the camera. In short, you set up an agility course with in your yard using a course map designed by NADAC, another person videos your run, you submit the video with \$10.00 for each run, and they judge your run to see if you qualified. Qualifying points are credited toward titles and special awards.

I participated in this program when it first started in 2011 with my dogs Buccaneer and Woof. I entered because my dogs ran well at home, but at a real trial they didn't do the weave poles correctly and they didn't run fast. I made most of my obstacles out of PVC pipe and wood, and mowed a 100 x 100 foot


field. I read the rules and instructions on the NADAC Virtual Agility Trials website <https://www.nadac.com/video-runs/> and started submitting my runs. Buccaneer, Woof, and I were able to get the number of qualified runs and points to earn advanced titles in Regular, Chances, Jumpers, and Hoopers, and they both earned a Novice Versatility Award. Agility was fun again!

There are a couple special rules you need to remember. One, is that you are "on your honor" when you video the run. You are allowed to walk the course by yourself, but you can only run your dog through the course once. In other words, you get only ONE try at the course, just like a real trial. Because of this rule, I found that I got just as nervous at the start line as I did during a real trial! And, actually, this IS a real trial! Two, you must wait for the camera operator to say, "Good luck!" before you unleash your dog. And three, the camera operator has to keep taping until you put the leash back on the dog after the finish line.

Although Virtual Agility Trials were initially designed for people who live in remote areas, and a far distance from NADAC trial locations, many agility clubs now host Virtual Agility Trials. Check with your local club to see if they offer them, and when they will resume after this Covid 19 pandemic has subsided.



Buccaneer gets ready to play Agility at TimBuckTwo



Reef Rallies at Home

## AKC Rally Novice Virtual Pilot Program

by Lauren McDermott

Did you know that you could earn an AKC Rally Novice title without attending an in-person trial? The AKC Rally Novice Virtual pilot program provides exhibitors an opportunity to stay-at-home and enter an AKC Rally event.

In a nutshell, you set up a pre-designed AKC Rally course, record the performance and submit it to AKC. You upload your video to YouTube, and send a form plus a fee to AKC. An AKC Rally Judge reviews the video and scores the performance. All qualifying scores will be recorded on the dog's AKC record and applied toward the Rally Novice title requirements. This pilot program will end at midnight December 31, 2020.

Don't let social distancing slow down your progress. Keep training - and when you are ready, test your team's Rally skills at home! You can find the rules, the courses, and helpful training advice here: <https://www.akc.org/sports/rally/rally-virtual-entry-pilot/>



# TOP TEN TRAINING TIPS

by Jan Shirreffs


**1. CREATE A POSITIVE LEARNING ENVIRONMENT.** Just like people, dogs learn faster if they are having fun, and getting rewards, whether it's great treats, playing with you, or verbal praise. Make it FUN to learn.

**2. TRAIN IN SHORT SESSIONS.** It's best to train in several short sessions a day- even just a couple - than one long session. Dogs get bored - so mix things up- lots of variety in 5 - 10 minute training sessions.

**3. BE A KIND LEADER.** Establish a good, positive training partnership. Your dog counts on you to be dependable, predictable, fair about your expectations, and a clear communicator.

**4. BE CONSISTENT.** Decide on the word you want to use for each "Command" you are trying to teach, and a "Marker" word for when the dog performs it correctly, and another one for when they perform it incorrectly (e.g. "Come" vs "C'm here" sometimes or "Down" sometimes and "Get Off- other times). A good marker word for correct behavior is "YES" and for an incorrect behavior "Uh Uh".

**5. LEARN ABOUT DOG TRAINING.** Just because you love your dog doesn't mean you know how to train him or her. There are lots of good resources out there to help - books, webinars, podcasts, and online courses. The more you learn, the better you will become at helping your dog to learn.



Obedient Pippa



**6. HAVE A CLEAR VISION OF WHAT YOU ARE TRYING TO TEACH.** If you don't know the destination you are trying to reach, how can you head in the right direction? You should be able to describe precisely what the training goal is.


**7. BREAK COMPLEX TRAINING BEHAVIORS INTO SMALLER TRAINING PIECES.** Heeling is an example of a complex behavior that involves teaching the dog to perform many small behaviors - isolated and taught on their own, before putting the heeling performance together over time and distance e.g., sit in heel position, down in heel position, walk 2 steps in heel position, turn right in heel position, walk 4 steps in heel position etc. Most things you train, do need to be broken into smaller discrete behaviors before putting it all together. So, don't RUSH training - asking for too much too soon spells a training disaster in the making.

**8. LEARN TO READ DOG.** Look for what they are trying to tell you with their expressive faces, tails (up/down/wagging/stiff), ears (forward, back, up, down) and overall body language. If stressed (either you or the dog) don't try to train. Wait for another time and space when you are both happy and energized to teach and learn.

**9. HELP THE DOG TO BE RIGHT.** If you "Cue it, they must Do it." Don't let your dog get away with not doing what you asked for the first time. Simply move them gently into the correct position and say "Good girl- that's where you should be" in a happy voice. Moving them into position provides an important tactile cue on how to perform the behavior. Do not reward with a cookie, if you had to put them in position.

**10. EXPRESS GENUINE APPRECIATION FOR YOUR DOG AND ENJOYMENT OF THE TIME YOU SPEND WITH YOUR DOG.** LAUGH OFF MISTAKES. Social support (from you), activity (play and tricks) clear communication (from you) and rewards (treats and praise and play) are all pleasurable outcomes that motivate dogs to learn and reduce stress in dogs. They are powerful tools in your training toolbox.

Disclaimer: I have read more books on dog training than I can remember. I have taken dog training classes online and on site for the last 25 years. So, the ideas presented here are not really my own. I just don't know who to give credit to, with one possible exception - Debby Boehm with Precision Canine. My deep gratitude to her for coaching us both to Pippa's CDX title, and for helping me become a better trainer.



Jan & Sarah