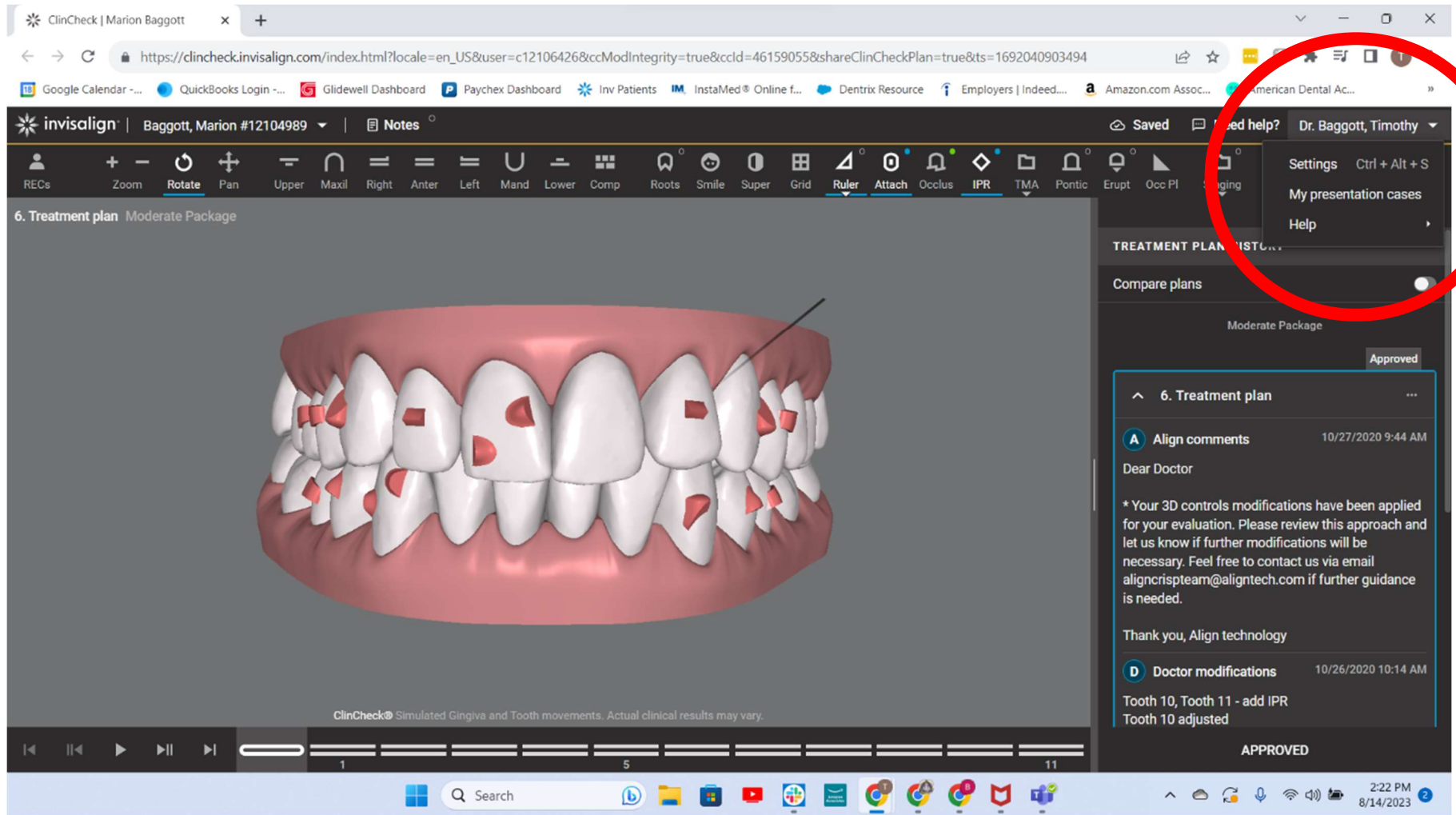


Click the drop-down arrow in the upper-left portion of the screen, and then click “My presentation cases”



Click “Create new presentation case”

The screenshot shows the Invisalign ClinCheck software interface. A red circle highlights the 'My presentation cases' panel, which contains a search bar and a '+ Create new presentation case' button. The background shows a 3D model of teeth and a 'Tooth movements table'.

My presentation cases

Search by name or treatment option

+ Create new presentation case

No cases found

Tooth movements table

	1	2	3	4	5	6	7	8	9	10	11	12	13	14	15	16
Extrusion/Intrusion, mm	-	0	0	0.2 E	0.3 E	0.9 E	0.6 E	0.6 D	0.1 M	0.1 D	0.3 D	0.3 D	0.3 D	0.3 D	0.3 D	-
Relative Ext./Int, mm	-	0	0	0	0.1 I	0.7 E	0.1 E	1 E	0	0	0.2 E	-	-	-	-	-
Translation, B/L, mm	-	0	0	0.5 B	1.1 B	0.7 B	1.1 B	7 B	0	0.1 L	-	-	-	-	-	-
Translation, M/D, mm	-	0	0	0	0	0	0.3 D	0.6 D	0.1 M	0.1 D	0.3 D	0.3 D	0.3 D	0.3 D	0.3 D	-
Rotation, °	-	0	0	0	0.2 M	14.0 D	3.1 D	10.7 M	13.5 M	7.6 D	10.2 D	0.1 D	2.9 D	0.1 M	0	-
Angulation, °	-	0	0	0	0.1 M	2.4 M	1.4 M	3.7 M	5.4 M	1.6 M	0.6 D	0	0	0.1 D	1.4 D	-
Inclination, °	-	0	0	0	0	3.2 L	1.4 B	7.6 B	8.2 B	2.7 L	0.7 B	0	0	0	2.8 L	-

89°F High winds soon

Search

1:36 PM 9/4/2023

Provide a name for your presentation. Use patient's initials; do not use patient's name.
Click "Create case"

The screenshot shows the Invisalign ClinCheck web application. A modal dialog titled "My presentation cases" is open, prompting the user to "Create new presentation case". The dialog includes a text input field with "MB" entered, a checkbox for "Include patient's extraoral photos" which is checked, and a paragraph of legal disclaimer text. "Cancel" and "Create case" buttons are at the bottom of the dialog. In the background, a 3D model of a patient's teeth is visible. To the right, a sidebar shows the "TREATMENT PLAN HISTORY" with a list of plans, including "6. Treatment plan" which is highlighted. Below the dialog, a "Tooth movements table" is partially visible, showing various movement metrics for different teeth.

	1	2	3	4	5	6	7	8	9	10	11	12	13	14	15	16
Extrusion/Intrusion, mm	-	0	0	0.2 E	0.3 E	0.9 E	0.6 E	0.6 D	0.1 M	0.1 D	0.3 D	0.3 D	0.3 D	0.3 D	0.3 D	-
Relative Ext/Int, mm	-	0	0	0	0.1 I	0.7 E	0.1 E	10.7 M	13.5 M	7.6 D	10.2 D	0.1 D	2.9 D	0.1 M	0	-
Translation, B/L, mm	-	0	0	0.5 B	1.1 B	0.7 B	1.1 B	7.8 B	0	0.1 L	-	-	-	-	-	-
Translation, M/D, mm	-	0	0	0	0	0	0.3 D	0.6 D	0.1 M	0.1 D	0.3 D	0.3 D	0.3 D	0.3 D	0.3 D	-
Rotation, °	-	0	0	0	0.2 M	14.0 D	3.1 D	10.7 M	13.5 M	7.6 D	10.2 D	0.1 D	2.9 D	0.1 M	0	-
Angulation, °	-	0	0	0	0.1 M	2.4 M	1.4 M	3.7 M	5.4 M	1.6 M	0.6 D	0	0	0.1 D	1.4 D	-
Inclination, °	-	0	0	0	0	3.2 L	1.4 B	7.6 B	8.2 B	2.7 L	0.7 B	0	0	0	2.8 L	-

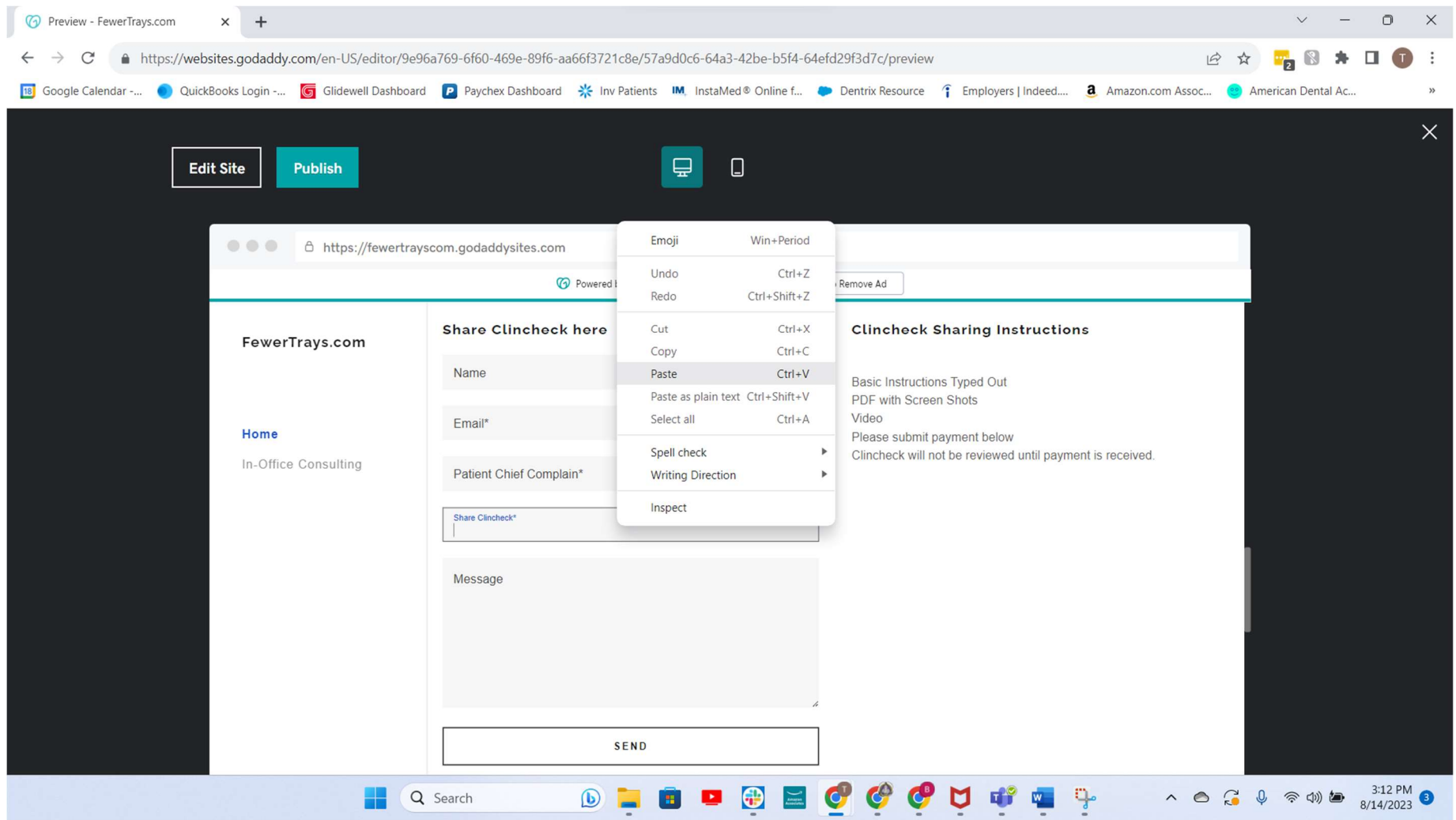
It takes a minute or two for the link to be created. Once it has, click “Copy link”.

The screenshot displays the Invisalign ClinCheck software interface. A red circle highlights a dialog box titled "My presentation cases". Inside this dialog, there is a search bar, a "Create new presentation case" button, and a list of cases. One case is listed: "MB Moderate Package". To the right of this case is a "Copy link" button. The background of the interface shows a 3D model of a patient's teeth and a table of tooth movements.

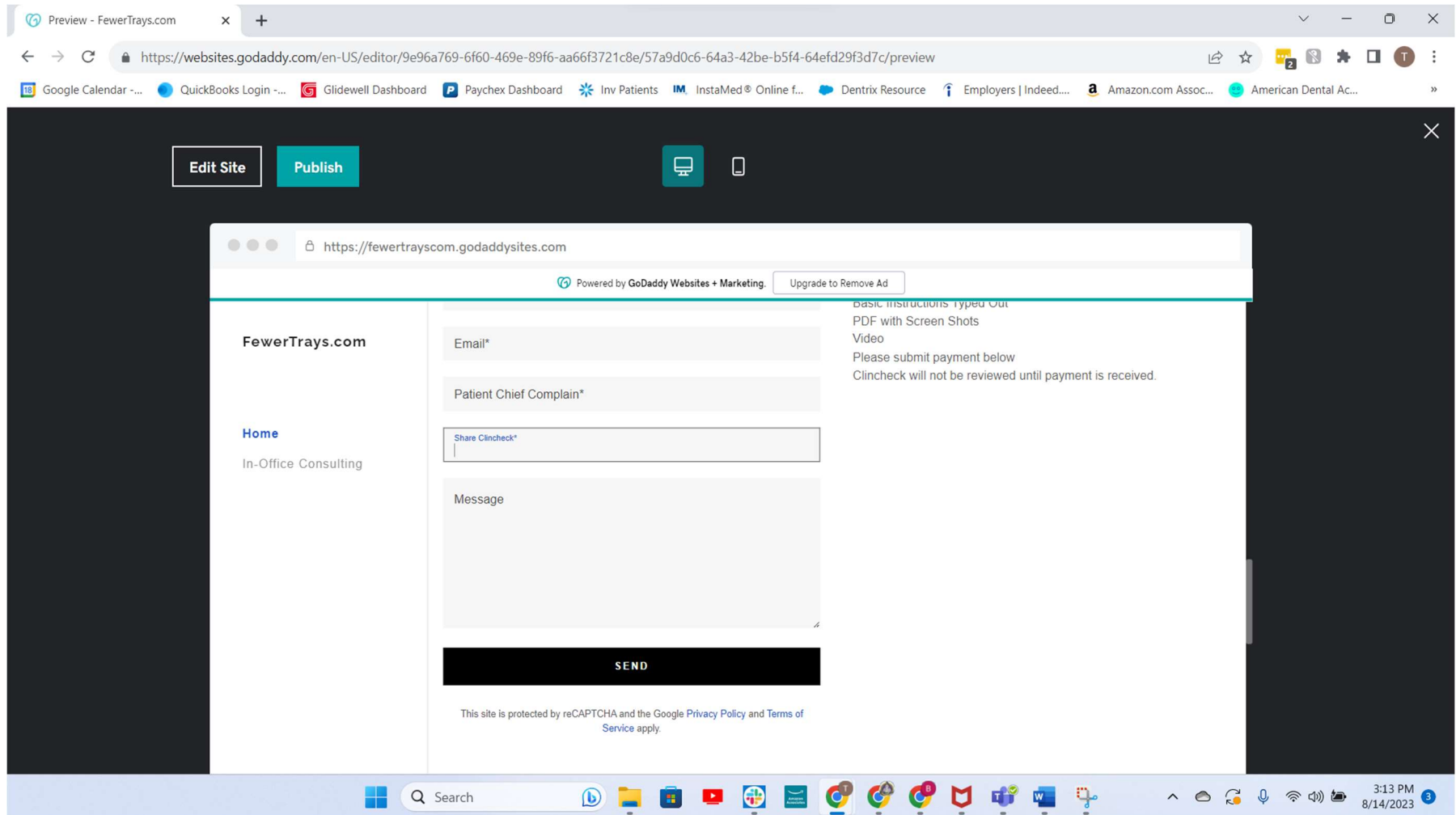
Tooth movements table

	1	2	3	4	5	6	7	8	9	10	11	12	13	14	15	16
Extrusion/intrusion, mm	-	0	0	0.2 E	0.3 E	0.9 E	0.6 E	0.6 D	0.1 M	0.1 D	0.3 D	0.3 D	0.3 D	0.3 D	0.3 D	-
Relative Ext./Int., mm	-	0	0	0	0.1 I	0.7 E	0.1 E	10.7 M	13.5 M	7.6 D	10.2 D	0.1 D	2.9 D	0.1 M	0	-
Translation, B/L, mm	-	0	0	0.5 B	1.1 B	0.7 B	1.1 B	7.8 B	0	0.1 L	-	-	-	-	-	-
Translation, M/D, mm	-	0	0	0	0	0	0.3 D	0.6 D	0.1 M	0.1 D	0.3 D	0.3 D	0.3 D	0.3 D	0.3 D	-
Rotation, °	-	0	0	0	0.2 M	14.0 D	3.1 D	10.7 M	13.5 M	7.6 D	10.2 D	0.1 D	2.9 D	0.1 M	0	-
Angulation, °	-	0	0	0	0.1 M	2.4 M	1.4 M	3.7 M	5.4 M	1.6 M	0.6 D	0	0	0.1 D	1.4 D	-
Inclination, °	-	0	0	0	0	3.2 L	1.4 B	7.6 B	8.2 B	2.7 L	0.7 B	0	0	0	2.8 L	-

At FewerTrays.com, right-click in the “Share Clincheck” box. Then click “Paste” to paste the link. Add any specific questions you would like answered.



Click “Send”.



Review Disclaimer and Submit Payment

Preview - FewerTrays.com

https://websites.godaddy.com/en-US/editor/9e96a769-6f60-469e-89f6-aa66f3721c8e/57a9d0c6-64a3-42be-b5f4-64efd29f3d7c/preview

Google Calendar -... QuickBooks Login -... Glidewell Dashboard Paychex Dashboard Inv Patients InstaMed® Online f... Dentrix Resource Employers | Indeed... Amazon.com Assoc... American Dental Ac...

Edit Site Publish

https://fewertrayscom.godaddysites.com

Powered by GoDaddy Websites + Marketing. Upgrade to Remove Ad

FewerTrays.com

Home
In-Office Consulting

Clincheck Review Service
\$99.00

PURCHASE

VISA

Service includes:

- Options for reducing number of trays
- Review of attachments
- Identification of difficult movements

DISCLAIMER

3:11 PM 8/14/2023