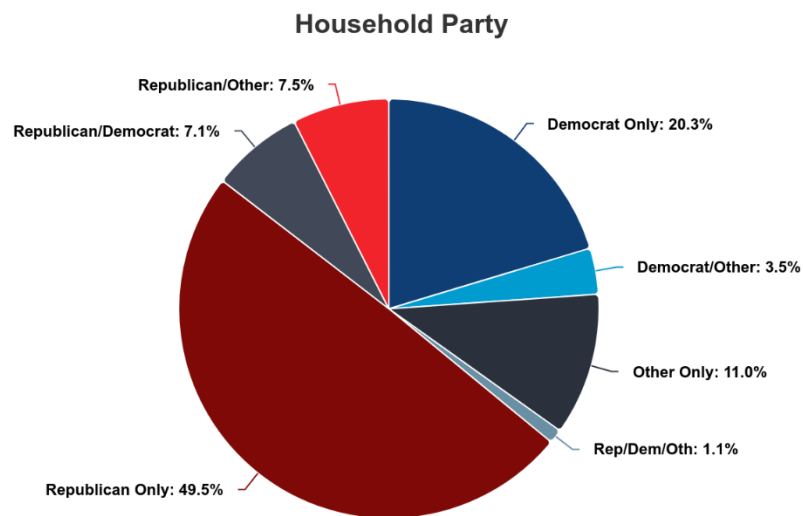
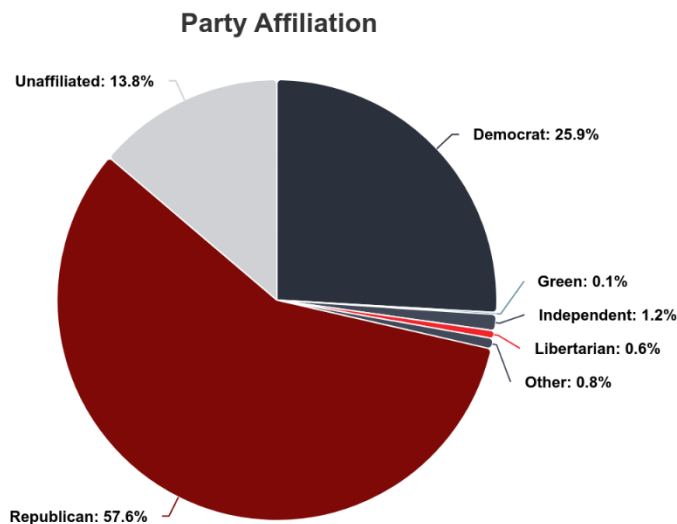
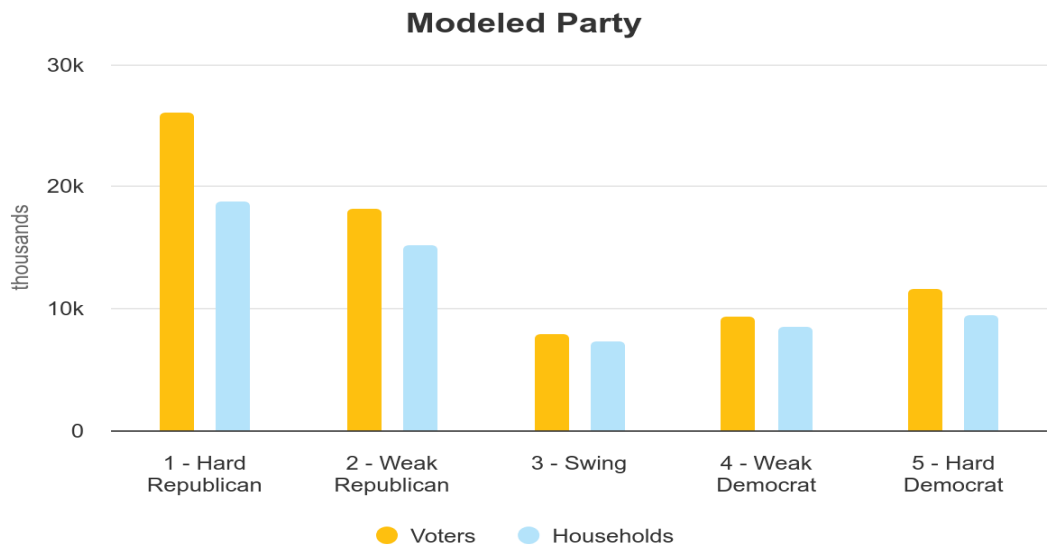


Adams County Voter Profile September 2024



Voters: 73,070 ● Households: 59,235



Adams County Voter Profile September 2024

Party Affiliation		
Description	Voters	Households
Democrat	18,936	15,413
Green	98	97
Independent	857	806
Libertarian	426	409
Other	561	554
Republican	42,118	29,713
Unaffiliated	10,074	9,016
Total	73,070	56,008

Voter Frequency		
Description	Voters	Households
Newly Registered	4,089	3,688
Voted in 0 of 4	13,529	12,226
Voted in 1 of 4	13,747	11,791
Voted in 2 of 4	17,238	13,716
Voted in 3 of 4	11,062	8,865
Voted in 4 of 4	13,405	9,861
Total	73,070	60,147

Age	
Description	Voters
18 - 25	6,810
26 - 35	10,233
36 - 45	9,973
46 - 55	10,505
56 - 61	8,168
62+	27,355
Unknown	26
Total	73,070

Modeled Party		
Description	Voters	Households
Hard Republican	26,061	18,740
Weak Republican	18,134	15,184
Swing	7,876	7,281
Weak Democrat	9,352	8,532
Hard Democrat	11,647	9,498
Total	73,070	59,235

Modeled Ethnicity	
Description	Voters
Asian / Pacific Islander	666
Black / African American	1,167
Hispanic / Latino	2,877
Other / Multi-Racial	4,376
White / Caucasian	63,984
Total	73,070

Gender		
Description	Voters	Households
Female	37,738	34,964
Male	35,207	31,871
Unknown	125	124
Total	73,070	66,959



Voter Frequency: This score counts how many times; out of the last 4 elections a voter has voted.

ADAMS COUNTY REPUBLICAN COMMITTEE • www.AdamsGOP.org

Data collected from the most recent (09/08/2024) data available from the GOP data center compiled from RNC resources and should not be used as an audit for election results.