



ALONE AT HOME PET SERVICES

"DOGS DO SPEAK, BUT ONLY TO THOSE WHO KNOW HOW TO LISTEN." (ORHAN PAMUK)

February 2023

FACTS ABOUT THE DOG'S PEARLY WHITES!



Courtesy: Anna Dahlhaus/Pixabay

February is National Pet Dental Health Month sponsored by the AVMA (American Veterinary Medical Association).

How Well Do You Know Your Pet's Dental Health? Take this Quiz.

There are also fascinating facts behind your dog's pearly whites! Let's take a closer look at some of these things you may not know about your dog's teeth.

Dogs Go Through 2 Sets of Teeth

Puppy teeth (known as milk teeth) begin to fall out (or are swallowed while eating) giving way to adult dog teeth between 4 - 6 months of age. The root of the tooth is then naturally absorbed into the gum.

Your Dog Has More Teeth Than You!

Puppies have only 28 milk teeth while adult dogs have 42 teeth. Humans? We typically have only 32 permanent, adult teeth.

Dogs Use their Teeth Differently

Human teeth typically grind against each other to pulverize our food. But your dog's teeth are designed much differently! The long and pointy canines in the front are designed for grasping, lifting and pulling while the large teeth in the back of the mouth create a slicing action due to their shape.

Extremely Rare: K9 Cavities!

The bacteria in a canine's mouth is much different from our oral bacteria. As such, dogs rarely have cavities because they do not consume as much sugar as we do. The sugar consumed by humans is metabolized into acid which leads to cavities. So, when feeding your dog foods with higher sugar content (like sweet potatoes, bananas or other fruit), only do so in moderation.

Click Here to learn about proper K9 dental care at home, signs of oral health issues and more.

MISHKA, THE "TALKING" SIBERIAN HUSKY




Photo from YouTube @gardea23

Thank goodness for YouTube and all the videos of incredible animals kept for posterity! Dog stars like Mishka (which means "teddy bear" in Russian), known as the "talking" Husky are immortalized forever through her hilarious videos!

Sadly, Mishka passed on at the age of 14 but left a treasure trove of videos taken by her guardians. From saying "I Love You," to demanding Chinese food and waffles to arguing with her owners, Mishka has accumulated **millions of views** with her outspoken and sassy attitude!

Not only did Mishka conquer the online world with more than 700 videos, but she also appeared on TV talk shows, in commercials and even movies. Now that's an accomplished canine who succeeded in making the world laugh with her crazy antics and feisty backtalk!

Alone at Home Pet Services

~ Licensed, Bonded & Insured ~



NEW CLIENTS!

Book 8 Visits or More and Receive 15% Off!

Note: Coupon Must be Presented Before Services are Rendered.

CALL: 727-395-0051

EMAIL: TammyMcMahan@AloneAtHomePetServices.com

Disclaimer: This information does not constitute professional veterinary advice. **Always** work with your regular licensed vet when it comes to **your** dog and their specific medical history, overall condition, age and breed.



Visit us at www.AloneAtHomePetServices.com.

Email: TammyMcMahan@AloneAtHomePetServices.com or call: 727-395-0051.

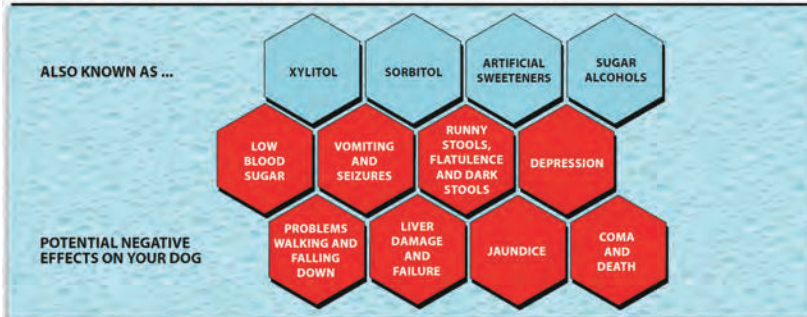
Certified Veterinary Technician & Certified Professional Pet Sitter.

K9 DENTAL PRODUCTS ARE NOT ALL THE SAME

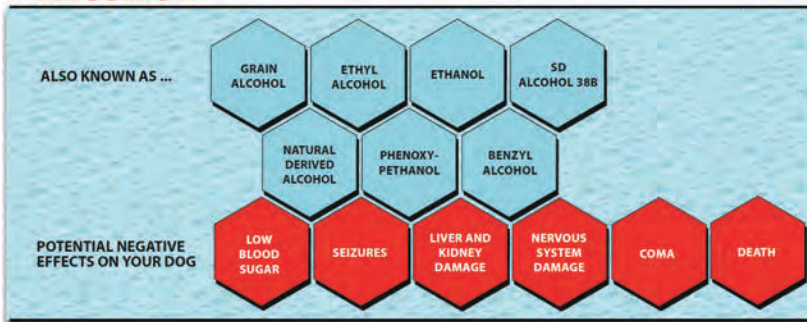
When shopping for dog dental products, keep this in mind, not all products are created **equal** or even **safe** for your dog!

AVOID the two ingredients below (along with 5 others)!

SUGAR SUBSTITUTES



ALCOHOL



Want to know the other five ingredients you need to avoid? Email [Cold Noses News](mailto:ColdNosesNews@gmail.com) for the entire infographic.

COPYRIGHT 2023. COLD NOSES NEWS.

COOL STUFF FOR THE DOG LOVER THE BIODEGRADABLE DOG WASTE BAGS

Picking up after our dogs is a daily responsibility of dog ownership. But have you also considered protecting the environment by using biodegradable dog waste bags?

According to the [Best For Pets](http://BestForPets.com) website, the PET N PET Dog Waste Bags are one of the best options available on the market today.

These bags are partially made from biobased materials derived from plants (known as renewable products). As "USDA-Certified," these waste bags contain **38% renewable biological resources** which help to reduce the overall, adverse impact on the environment.

While not 100% biodegradable, the PET N PET bags **do** break down faster through the chemical process of oxidation, thanks to their plant-based materials known as "oxo-biodegradable plastics."

Not only are these unscented dog waste bags durable and leakproof, but they are also a surprisingly inexpensive choice for dog owners.



The 15 Best Biodegradable Dog Poop Bags of 2023!

Disclaimer: This information does not constitute professional veterinary advice. **Always** work with your regular licensed vet when it comes to **your** dog and their specific medical history, overall condition, age and breed.



Visit us at www.AloneAtHomePetServices.com.

Email: TammyMcMahan@AloneAtHomePetServices.com or call: 727-395-0051.

Certified Veterinary Technician & Certified Professional Pet Sitter.



THE "MUST-HAVE" SUPPLEMENTS FOR AN OLDER DOG

As our dogs age, their bodies undergo a variety of changes including a slower metabolism, decreased immune function, joint issues and more. Below are the "must-have" supplements for an older dog:

- ~ Probiotics/Prebiotics
- ~ Digestive Enzymes
- ~ Medicinal Mushrooms
- ~ Omega-3 Fatty Acids*
- ~ Antioxidants including Vitamins C and E
- ~ Joint Supplements including:
 - ~ Glucosamine & Chondroitin
 - ~ Green-lipped Mussels with natural oils/fats*

(Always work with your regular vet for your dog's safety.)



Making your own dog treats is a surefire way to guarantee what's actually in the treats your dog eats! Like the recipe below with just 5 simple ingredients.

If your dog is allergic to chicken, substitute any lean meat or fish.

CHICKEN K9 TREATS (BAKED OR FROZEN)

- ~ 1 cup cooked, finely diced chicken
- ~ 1/2 cup rice, cooked and mashed
- ~ 3 tablespoons rice flour
- ~ 1 tablespoon parsley
- ~ 1 egg

Preheat oven to 350° F.

Mix all ingredients and stir well.

Spoon into silicone molds and bake for 20-30 minutes until the tops are golden brown.

Allow to cool and remove from molds.

Store in the **refrigerator** for up to 5 days or in the **freezer** for up to 3 months.

Want to make the frozen version instead? [Click here to get the recipe.](#)

Courtesy: KolchakPuggle.com