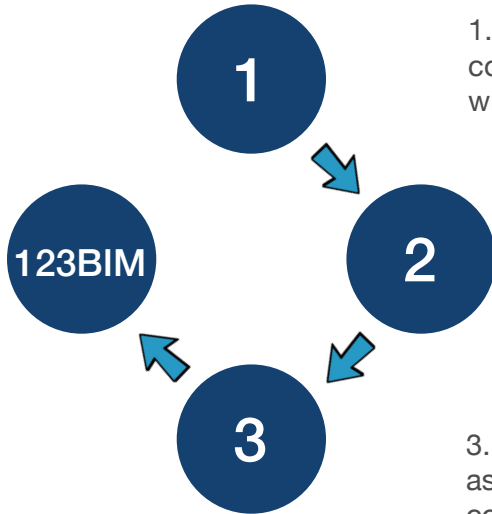


Effective Engineering Visualization and the Currency of Time



1. Visualization exported out of the CAD workflow can be unnecessarily costly to the engineering process, causing the process to be bogged down with high levels of details and produce short but costly life cycle visuals.

2. With 123BIM, staying inside the CAD workflow produces not only a visualization life cycle that extends into months and years, but becomes an additional asset to the complexities of the engineering process.

3. Adding 123BIM to your engineering workflow gathers the data and assembles a real time model of any size, giving you the ability to anticipate, collaborate, explore, analyze, compare and experience a project as a living document that augments your engineering workflow and provides multiple real time visualization output options at no additional cost, at any stage of the project, with no exports or high render times.

- ✓ Nothing to download
- ✓ Nothing to install

- 123BIM has developed a track record of quickly influencing decision times and protecting staff hours.

Whether it's PD&E, Design or Design Build, tight schedules and negotiated staff hours and budgets make it a challenging process and sometimes risky undertaking. Within the Planning and Design process we use knowledge, experience and regulations to paint as clear of a picture as possible, while accepting blurred areas that present risk, challenge or both.

It has long been said that a picture paints a thousand words. What if you could not just paint (render) a picture, but explore, analyze, collaborate and experience a project as a living document?

123BIM PROJECTS DELIVERED & OTHER ACTIVITIES IN FLORIDA					
I-4 Ultimate & BTU	FDOT D1	FDOT D3	FDOT D5	CFX	Pursuits
10	1	5	2	6	3
Project Updates	Current Projects	GEC's	CSC's	Team Wins	
3	3	2	3	7	


Contact Us Today

1877 Edgewater Drive,
Orlando, FL 32804
gary@realimagesolutions.com

From CAD to the Cloud makes utilizing 123BIM a real time experience.

[--][Custom View][2D Wireframe]

CAD



Project Details	
Type	Design Build
Description	Interstate Widening with Light Rail and Reconfigured Interchange
Area/Size	~ 6.9 Square Miles
Existing Interstate Length	~ 3.9 Miles
Design Interstate Length	~ 2.4 Miles
Existing SR 577 Length	~ 2 Miles
Design SR 577 Length	~ 0.9 Miles

Contact Us Today
 1877 Edgewater Drive,
 Orlando, FL 32804
gary@realimagesolutions.com

Visualization Workflow Comparison			
Traditional		123BIM	
Task	Time (~ approx.)	Task	Time (~ approx.)
Model Creation	~ 4 weeks	Model Creation	~ 2 weeks
Add Textures	~ 2 days	Add Textures	~ 2 hours
Setup Lighting	~ 0.5 days	Setup Lighting	0
Rendering Each Image (Low Res)	~ 20 minutes each view	Publish to the Cloud	Less than 1 minute
Feedback Edits	~ 1 week	Feedback Edits	~ Less than 1 day
Final Renders (High Res)	~ 35 Minutes each view	Publish to the Cloud	Less than 1 minute
Create Animation (Low Res)	~ 2.5 days each	Create Animation (High Def)	~ 30 Minutes each
Modify Animation	~ 0.5 Days	Modify Animation	~ 20 minutes
Final Animation (High Res)	~ 5 days each	Final Animation (High Res)	~ 30 Minutes each
360 Video	No	360 Video (High Def)	Yes

The typical pain points encountered in the traditional engineering visualization workflow process are:

- Exporting the design file out of CAD and into a visualization application.
- Time to render and re-render based on accuracy of content and achieving the desired view(s).
- Keeping up with design changes and creating visuals that reflect the current design condition.

The 123BIM CAD to Cloud workflow solution:

1. Working within the CAD workflow means no exporting to a visualization application, thus no change to the engineering workflow.
2. No render times. Once published to the cloud, extract as many visuals from any location in real time and at no additional cost.
3. Dynamically reflects the latest design changes from within the CAD application in real time rather than available time.

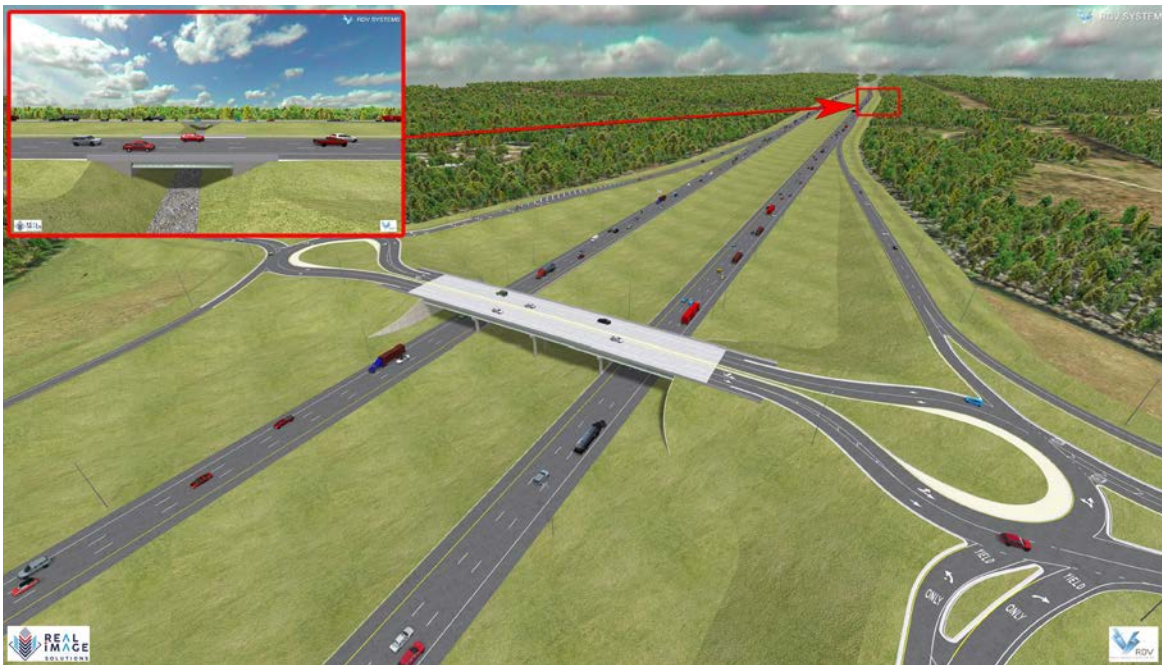
Contact Us Today

1877 Edgewater Drive,
Orlando, FL 32804
gary@realimagesolutions.com

Examples of 123BIM in the Engineering workflow



On Demand images any time, from any location and at no additional cost.




On Demand last-minute ATC exhibits in real time from any location in the model.

Contact Us Today

1877 Edgewater Drive,
Orlando, FL 32804
gary@realimagesolutions.com

Examples of 123BIM in the Engineering workflow



On Demand real time 3D typicals

Contact Us Today

1877 Edgewater Drive,
Orlando, FL 32804
gary@realimagesolutions.com

Examples of 123BIM in the Engineering workflow



Real time integrated Vissim Traffic Study.



Compare multiple designs in context, in any location at any time of day.

“What does it look like” from a particular location, condition or context is a tough question to anticipate not just at stakeholder meetings, but during the engineering process using traditional overlay, renderings and videos.

Contact Us Today

1877 Edgewater Drive,
Orlando, FL 32804
gary@realimagesolutions.com

Examples of 123BIM in the Engineering workflow



Study Right-of-Way (ROW) and MOT impacts in real time and in context.

As design firms and transportation agencies throughout Florida experience 123BIM, they're realizing the benefits in their workflow and time savings. Contact us today to experience clear and effective interagency and stakeholder remote project collaboration and communication, any time, any place and on any device with 123BIM technology.

123BIM: When you can't afford to be misunderstood

Virtual Tour

Scan the QR code with your smartphone or tablet for a 123BIM interactive Virtual Tour.



Or use this URL:

<https://vtour.123bim.com/AALC>

Visual Communications Loud and Clear!



(407) 497-8835

Contact Us Today

1877 Edgewater Drive,
Orlando, FL 32804
gary@realimagesolutions.com