

USING OUR APP TO VOLUNTEER

HOW TO REGISTER FOR A KIDS CARE EVENT USING THE "MY IMPACT" VOLUNTEER APP:

To register for a KIDS CARE event create an account at: <https://bttr.im/lhtwg>

1. Log in via desktop or mobile app with the profile you created with KIDS CARE.
2. Once logged in, look under opportunities on the main menu to find volunteer experiences.
3. Click on the experience you want to attend, scroll to bottom and select shift.
4. Now click the blue button that says, "Signup for Selected". You'll then receive a "Thank You for Signing Up" message. That's it, you're all set!

If you need your password reset, please let me know as I will need to send you a code.

Any questions, or if wish to be removed from the email list, please email volunteer@kids-care2018.org.

See additional easy to read images on the next page for quick reference.

To Volunteer with KIDS CARE:

1st Create an account with the "MY IMPACT" App
[www.bttr.im/lhtwg](https://bttr.im/lhtwg)

2nd Download the app
"My Impact"

3rd Log in

Or sign up thru desktop at
<https://bttr.im/0g6de>

This panel illustrates the first three steps of the registration process. It includes a QR code for account creation, a smartphone showing the app's home screen, and a desktop icon for alternative sign-up. The steps are numbered 1st, 2nd, and 3rd.

After creating an account:

Download the "MY IMPACT" app from your playstore & log in with your account.

New registers will have full access about 24 hours after you create an account with KIDS CARE.

Download the app
"My Impact"

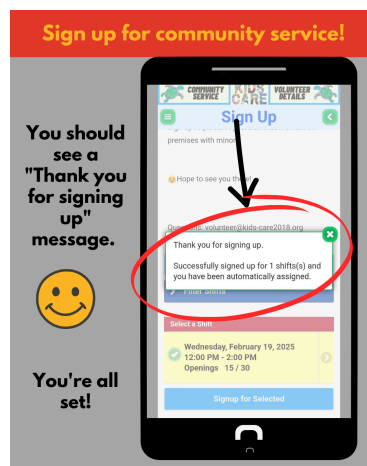
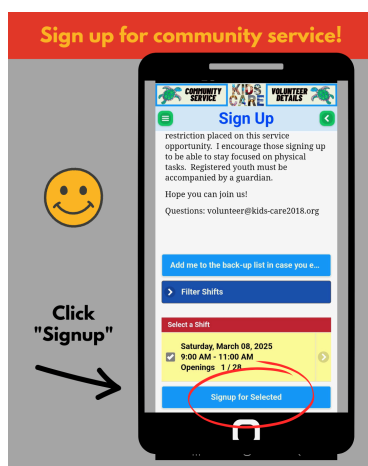
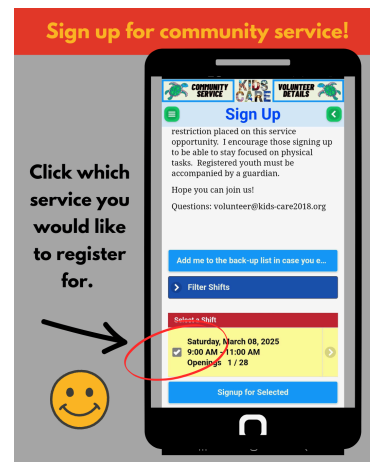
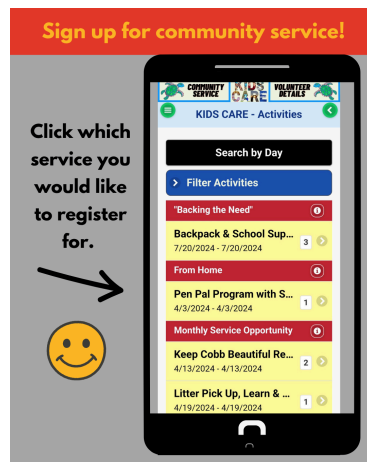
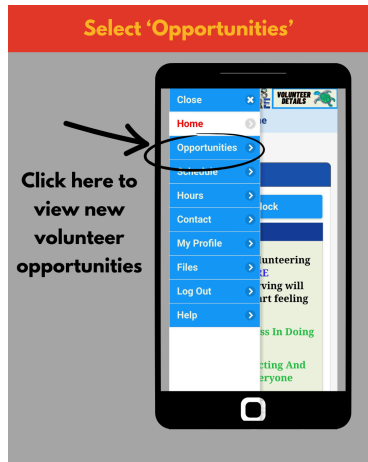
Or log in thru desktop at
<https://bttr.im/0g6de>

This panel shows the steps after account creation. It features a smartphone displaying the app's home screen with a highlighted 'Log In' button and a QR code. It also includes a desktop icon for login. The text explains that new users will have full access after 24 hours.

Log in

Click here to view full menu - including volunteer opportunities

This panel shows the app's home screen after logging in. A red arrow points to the menu icon (three horizontal lines) in the top left corner of the app interface. The screen displays a greeting, a 'Start Clock' button, and a 'News' section with a welcome message and a list of service types: (KIDS) Kindness In Doing Service and (CARE) Connecting And Respecting Everyone.



Thank you, hope to see you soon!

KIDS CARE