

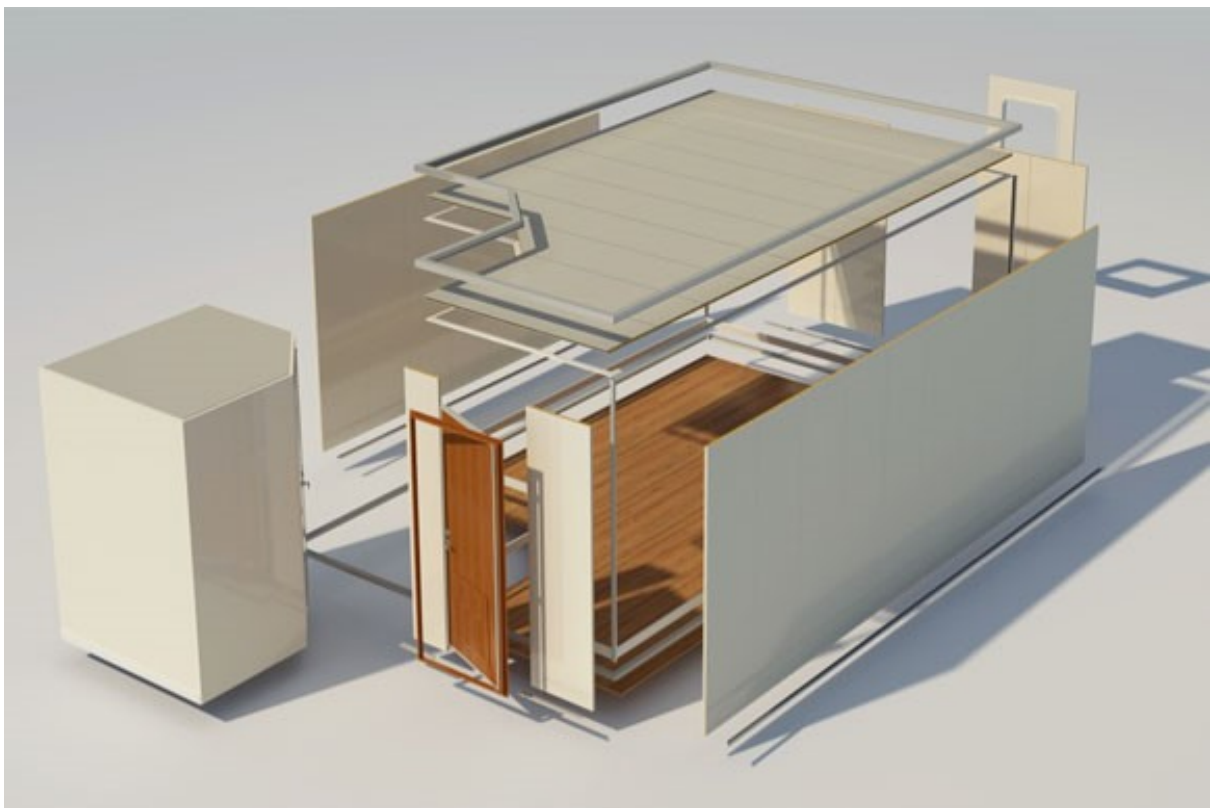
B15 Marine Ltd



[www.B15marine.com](http://www.B15marine.com)

# **Marine Accommodation Products**

## **Product Guide 2020**



“Providing quality Approved marine accommodation products from stock”

Version v0.2 July 2020

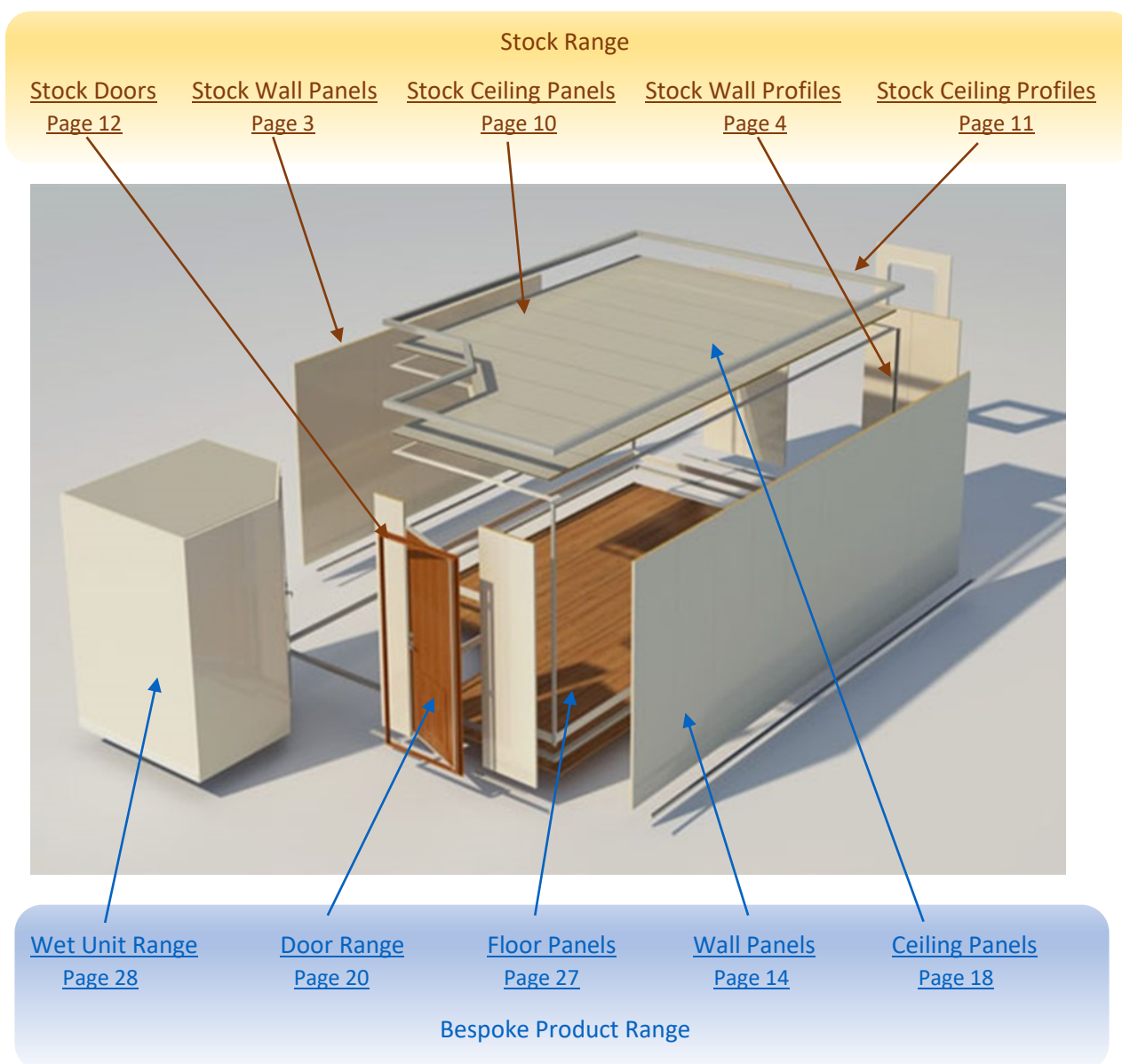


## Introduction

With over 20 years' experience providing high quality marine accommodation materials to customers worldwide, B15 Marine Ltd, in conjunction with international partners, have identified and established a stock of IMO Approved products for immediate dispatch from our warehouse in Holland.

In addition to our stock range, we can bespoke manufacture our products to individual customer specifications.

All of our products are supplied with a Marine Equipment Directive (MED) Approval and are covered by our 12-month warranty.






## Stock Products


### Stock 'Soft Core' Wall Panels

#### Type 'A' Partition Panel



Panel:	<b>JCP-B3 Partition</b>
Type:	Type 'A' T&G Joint
Fire Class:	B15
Thickness:	50mm
Height:	2200mm 2400mm
Width:	550mm
Weight:	18.6kg/m <sup>2</sup>
Sound Reduction:	35dB
Finish:	Gislaved 027-1058 (White) Both Faces

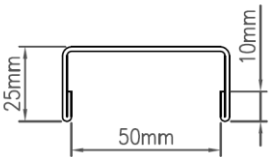
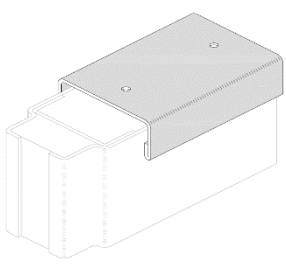
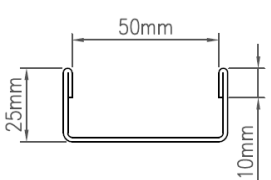
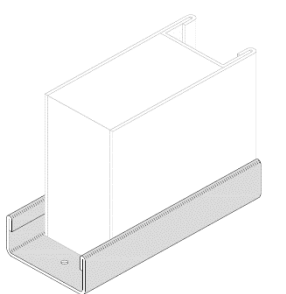
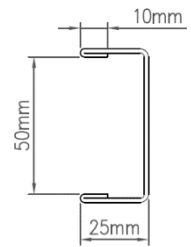
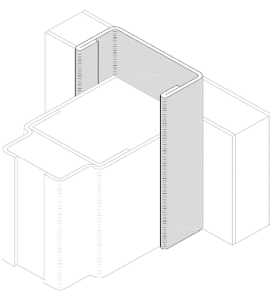
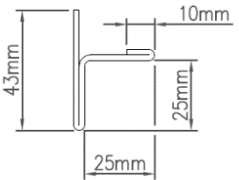
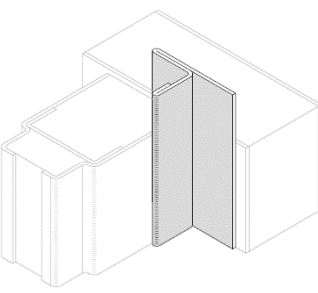
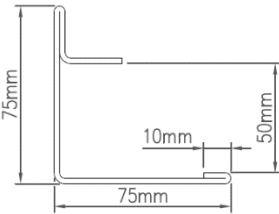
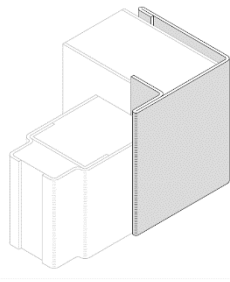
#### Type 'A' Lining Panel



Panel:	<b>JCP-L3 Lining</b>
Type:	Type 'A' T&G Joint
Fire Class:	B15
Thickness:	25mm
Height:	2200mm 2400mm 2980mm
Width:	550mm
Weight:	15.2kg/m <sup>2</sup>
Sound Reduction:	31dB
Finish:	Gislaved 027-1058 (White) Galvanised Steel Reverse

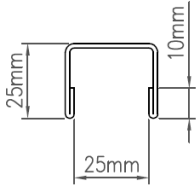
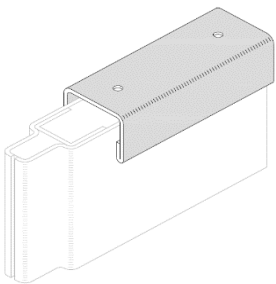
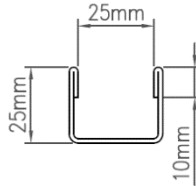
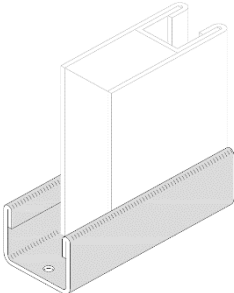
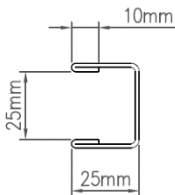
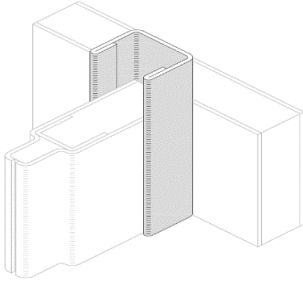
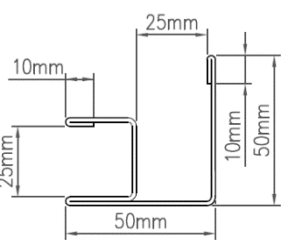
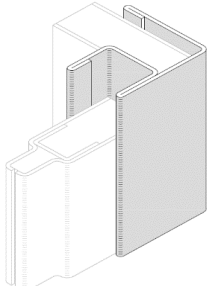


## Stock 'Soft Core' Partition Panel Profiles

<p><b>FB02(T) Top Profile</b></p> 		<p>Length: 3000mm                  Thickness: 1mm                  Weight: 0.94 Kg/m                  Finish: Galvanised Steel                  Notes:                  1. Supplied with 5mm Diameter Holes at 375mm Spacing</p>
<p><b>FB02(B) Bottom Profile</b></p> 		<p>Length: 3000mm                  Thickness: 1mm                  Weight: 0.94 Kg/m                  Finish: Galvanised Steel                  Notes:                  1. Supplied with 5mm Diameter Holes at 375mm Spacing</p>
<p><b>FB08 End Profile</b></p> 		<p>Length: 2200mm                  Thickness: 0.6mm                  Weight: 0.57 Kg/m                  Finish: PVC Foil                  Stock Finish: Gislaved 027-1058 (White)</p>
<p><b>FB07 Internal Angle Profile</b></p> 		<p>Length: 2200mm                  Thickness: 0.6mm                  Weight: 0.49 Kg/m                  Finish: PVC Foil                  Stock Finish: Gislaved 027-1058 (White)</p>
<p><b>FB09 External Angle Profile</b></p> 		<p>Length: 2200mm                  Thickness: 0.6mm                  Weight: 0.99 Kg/m                  Finish: PVC Foil                  Stock Finish: Gislaved 027-1058 (White)</p>



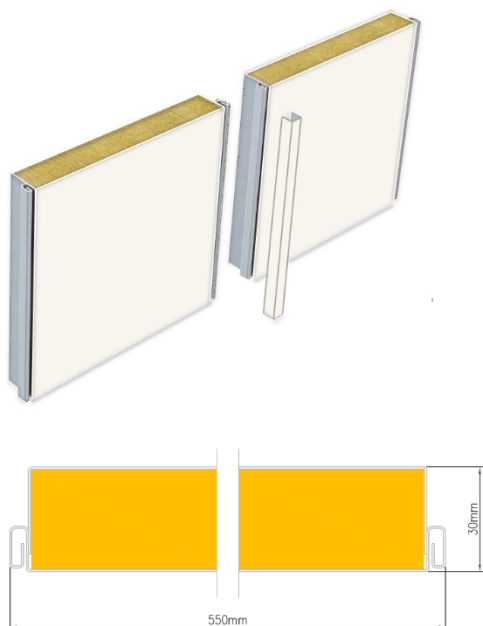
### Stock 'Soft Core' Lining Panel Profiles

<p><b>FL08(T) Top Profile</b></p> 		<p>Length: 3000mm                  Thickness: 1mm                  Weight: 0.75 Kg/m                  Finish: Galvanised Steel</p> <p>Notes                  1. Supplied with 5mm Diameter Holes at 375mm Spacing</p>
<p><b>FL08(B) Bottom Profile</b></p> 		<p>Length: 3000mm                  Thickness: 1mm                  Weight: 0.75 Kg/m                  Finish: Galvanised Steel</p> <p>Notes                  1. Supplied with 5mm Diameter Holes at 375mm Spacing</p>
<p><b>FL14 End Profile</b></p> 		<p>Length: 2200mm                  2980mm</p> <p>Thickness: 0.6mm                  Weight: 0.45 Kg/m                  Finish: PVC Foil                  Stock Finish: Gislaved 027-1058 (White)</p>
<p><b>FL13 Corner Profile</b></p> 		<p>Length: 2200mm                  Thickness: 0.6mm                  Weight: 0.92 Kg/m                  Finish: PVC Foil                  Stock Finish: Gislaved 027-1058 (White)</p>



## Type 'C' Lining Panels

### Type 'C' Lining Panel



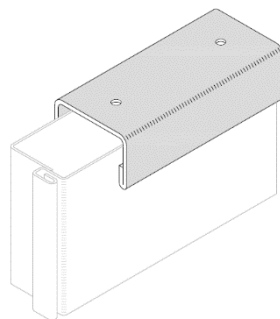
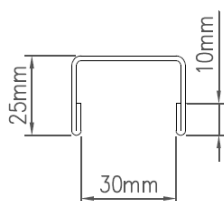
Panel:	<b>JCP-L1 Lining</b>
Type:	Type 'C' Clip Joint
Fire Class:	B15
Thickness:	30mm
Height:	2400mm
Width:	550mm
Weight:	15.9kg/m <sup>2</sup>
Sound Reduction:	33dB
Finish:	Gislated 027-1058 (White) Galvanised Steel Reverse

#### Notes

1. Each panel supplied with one 'C' Clip.

## Stock 'Soft Core' Type 'C' Lining Panel Profiles

### FL02(T) Top Profile

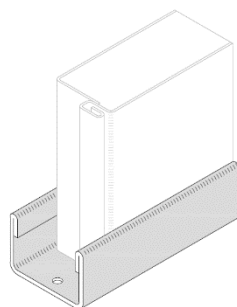
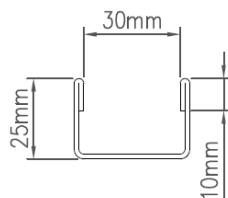


Length:	3000mm
Thickness:	1mm
Weight:	0.8 Kg/m
Finish:	Galvanised Steel

#### Notes

1. Supplied with 5mm Diameter Holes at 375mm Spacing

### FL02(B) Bottom Profile



Length:	3000mm
Thickness:	1mm
Weight:	0.8 Kg/m
Finish:	Galvanised Steel

#### Notes

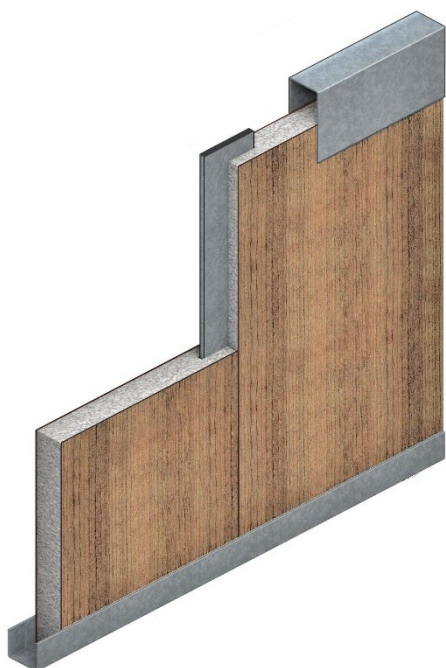
1. Supplied with 5mm Diameter Holes at 375mm Spacing





## Stock 'Solid Core' Decorative Non-Combustible Panels

### Solid Core Panels



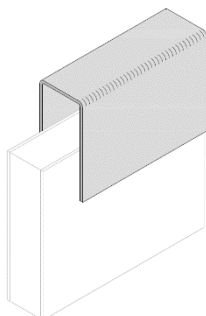
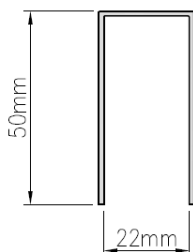
Panel:	<b>Solid Core Panels</b>
Type:	Decorative Fire Protection
Fire Class:	'C' Class to B15 Fire Rating
Core Thickness:	6mm to 25mm
Height:	3030mm (max)
Width:	1210mm (max)
Core Density:	200 – 1000 kg/m <sup>3</sup>
Sound Reduction:	Various
Finish Options:	High Pressure Laminate Stainless Steel Galvanised Steel

#### Notes

1. Supplied bonded with customer specified décor.
2. Installation profiles available from stock.
3. Approved for wall and ceiling applications.

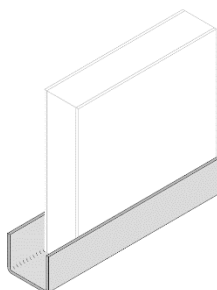
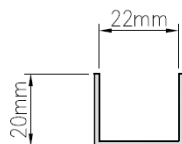
## Stock 'Solid Core' Panel Profiles

### PC-17 Top Profile



Length:	2440mm
Thickness:	1.5mm
Weight:	1.41 Kg/m
Finish:	Galvanised Steel

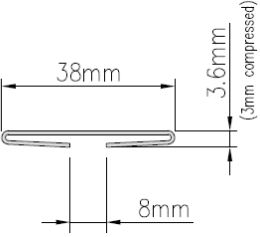
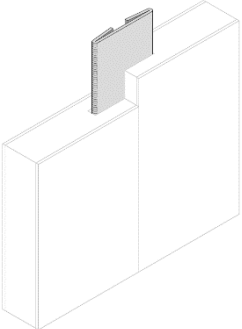
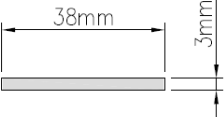
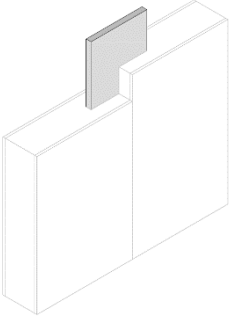
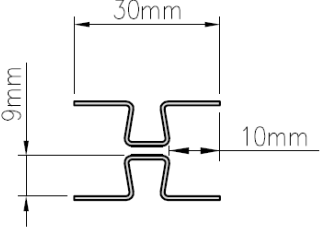
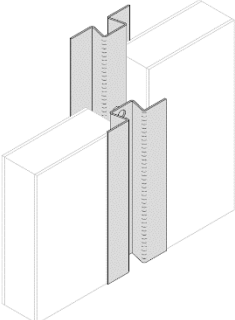
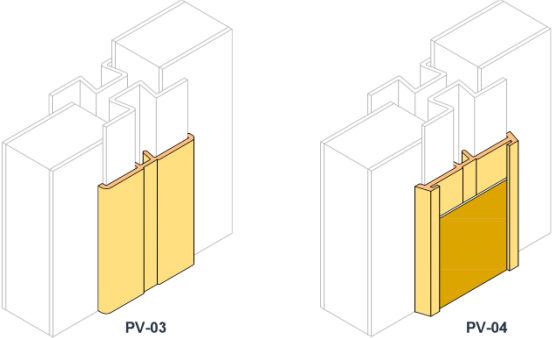
### PC-15 Bottom Profile



Length:	2440mm
Thickness:	1.5mm
Weight:	0.7 Kg/m
Finish:	Galvanised Steel



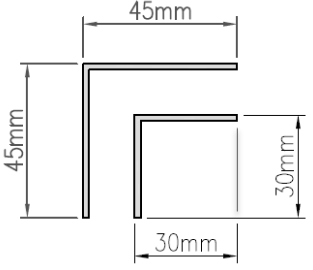
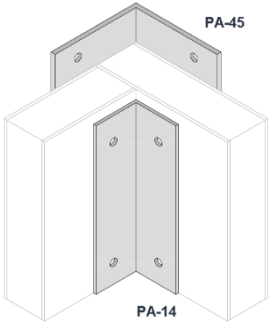
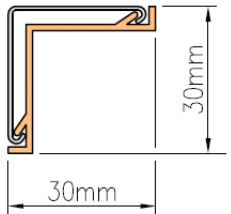
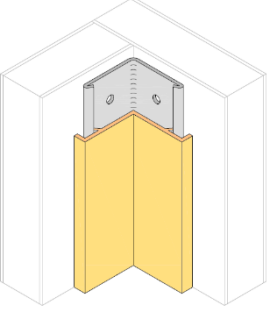
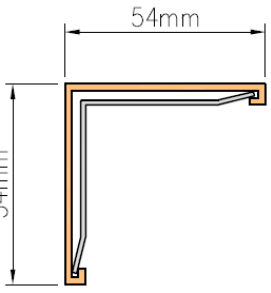
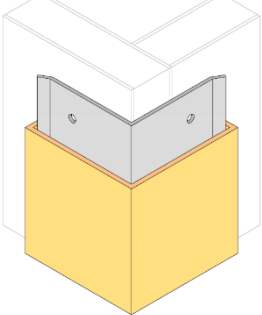
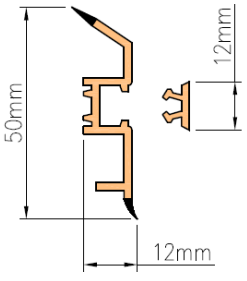
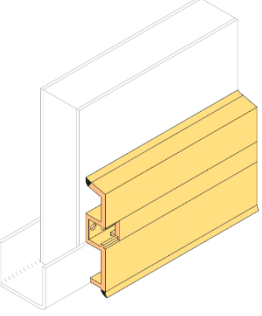
### Stock 'Solid Core' Panel Profiles

<p><b>PJ-1 'C' Spline</b></p> 		<p>Length: 2400mm                  Thickness: 0.8mm                  Weight: 0.44 Kg/m                  Finish: Galvanised Steel</p> <p>Notes                  1. To be installed with flat face toward decorative side of panel.</p>
<p><b>PJ-2 Solid Spline</b></p> 		<p>Length: 2440mm                  Thickness: 3mm                  Weight: 0.9 Kg/m                  Finish: Galvanised Steel</p>
<p><b>RJ-28s Single Omega                  RJ-29s Double Omega</b></p> 		<p>Length: 2440mm                  Thickness: 0.8mm                  Weight: 0.29 Kg/m (Single)                  0.58 Kg/m (Double)                  Finish: Galvanised Steel</p> <p>Notes                  1. Also available in 304 Grade Stainless Steel.</p>
<p><b>PV-03 &amp; PV-04 Omega Cover Strips</b></p>  <p>PV-03      PV-04</p>		<p>Length: 2440mm                  Thickness: 1.2mm                  Weight: 0.07 Kg/m                  Finish: White (RAL 9010)                  Beige (RAL 1015)                  Grey (RAL 7012)</p> <p>Notes                  1. PV-04 can be supplied with a matching HPL décor.</p>





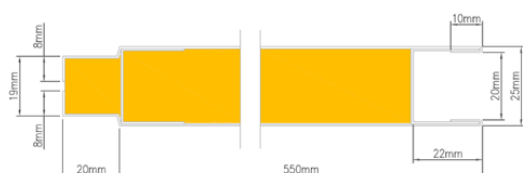
Stock 'Solid Core' Panel Profiles (continued)

<p><b>PA-14 &amp; PA-45 Equal Angles</b></p> 		<p>Length: 2440mm                  Thickness: 1.5mm                  Weight: 0.56 Kg/m (PA-14)                  1.15 Kg/m (PA-45)                  Finish: Galvanised Steel                  Notes                  1. Other dimensions available, subject to minimum order quantities.</p>
<p><b>PA-30 / PV-05 Internal Corner</b></p> 		<p>Length: 2440mm                  Thickness: 0.8mm                  Weight: 0.61 Kg/m                  Finish: White (RAL 9010)                  Beige (RAL 1015)</p>
<p><b>PA-50 / PV-06 External Corner</b></p> 		<p>Length: 2440mm                  Thickness: 1.5mm                  Weight: 1.41 Kg/m                  Finish: White (RAL 9010)                  Beige (RAL 1015)</p>
<p><b>SK-01 Skirting</b></p> 		<p>Length: 2500mm                  5000mm                  Thickness: 1.5mm                  Weight: 0.2 Kg/m                  Finish: Grey (RAL 7012)                  Notes                  1. Other colours available, subject to minimum order quantities.</p>



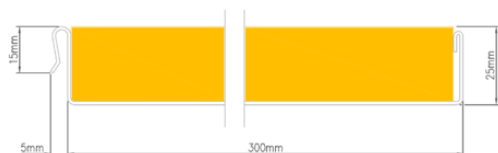
## Stock Ceiling Panels

### Ceiling Panels – JCP-C2, Tongue & Groove



Panel:	<b>JCP-C2 Self Supporting Ceiling</b>
Fire Class:	B15
Thickness:	25mm
Length:	1000mm 2200mm 2400mm
Width:	550mm
Weight:	15.7kg/m <sup>2</sup>
Sound Reduction:	30dB
Finish:	Gislaved 027-1058 (White)

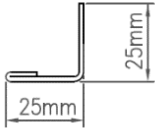
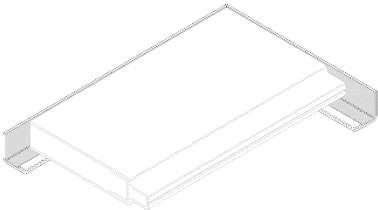
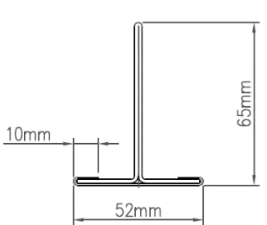
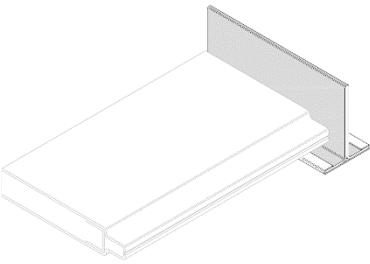
### Ceiling Panels – JCP-C9, Hook Joint



Panel:	<b>JCP-C9 Hook Joint Ceiling</b>
Fire Class:	B0
Thickness:	25mm
Length:	2200mm 2400mm
Width:	300mm
Weight:	8.7kg/m <sup>2</sup>
Sound Reduction:	30dB
Finish:	Gislaved 027-1058 (White)



### Stock Ceiling Panel Profiles

<p><b>FC02 Perimeter Profile</b></p> 		<p>Length: 3000mm                  Thickness: 1mm                  Weight: 0.57 Kg/m                  Finish: PVC Foil                  Stock Finish: Gislaved 027-1058 (White)</p>
<p><b>FC03 Hanger Profile</b></p> 		<p>Length: 3000mm                  Thickness: 1.2mm + 0.6mm                  Weight: 2.05 Kg/m                  Finish: PVC Foil                  Stock Finish: Gislaved 027-1058 (White)</p>



## Stock Doors

### B15 Cabin Door



Door:	<b>CGFM-3</b>
Type:	Single Leaf
Fire Class:	B15
Clear Opening Height:	1950mm
Clear Opening Width:	600mm
Sill:	20mm
Handing:	R.I. and L.I.
Door Leaf Thickness:	40mm
Weight:	60kg
Sound Reduction:	32dB
Finish	
Door Leaf:	Gislaved 027-1058 (White)
Frame:	RAL 9010
Hardware:	C-1 Lock (Key & Thumbturn)

### B15 Cabin WC Door



Door:	<b>CGFM-3</b>
Type:	Single Leaf
Fire Class:	B15
Clear Opening Height:	1800mm
Clear Opening Width:	600mm
Sill:	120mm
Handing:	R.O. and L.O.
Door Leaf Thickness:	40mm
Weight:	60kg
Sound Reduction:	32dB
Finish	
Door Leaf:	Gislaved 027-1058 (White)
Frame:	RAL 9010
Hardware:	C-4 Lock (Thumbturn & Indicator)



## Stock Doors (continued)

### B15 Public WC Door



Door:	<b>CGFM-3</b>
Type:	Single Leaf
Fire Class:	B15
Clear Opening Height:	1800mm
Clear Opening Width:	600mm
Sill:	0mm
Handing:	R.I. and L.I.
Door Leaf Thickness:	40mm
Weight:	55kg
Sound Reduction:	32dB
Finish	
Door Leaf:	Gislaved 027-1058 (White)
Frame:	RAL 9010
Hardware:	C-4 Lock (Thumbturn & Indicator)

### B15 Access Hatch




Door:	<b>HL-BJXM-A</b>
Type:	Single Leaf
Fire Class:	B15
Clear Opening Height:	1200mm
Clear Opening Width:	400mm
Sill:	n/a
Door Leaf Thickness:	40mm
Weight:	-
Sound Reduction:	-
Finish	
Door Leaf:	Gislaved 027-1058 (White)
Frame:	RAL 9010
Hardware:	Triangle Lock
Notes	
1.	Supplied integrated within a 2200mm high x 550mm wide panel.



## **Bespoke Product Range**

### **Bespoke Wall Panel Range**

#### **Type 'A' Tongue & Groove Joint**



Panel:	<b>JCP-B3 Partition</b> <b>JCP-L3 Lining</b>
Type:	Type A T&G Joint
Fire Class:	B15
Thickness:	50mm & 25mm
Height:	Partition 2460mm (max) Lining 2980mm (max)
Width:	550mm
Weight:	18.6 & 15.7kg/m <sup>2</sup>
Sound Reduction:	35 & 32dB
Finish Options:	PVC RAL Paint Galvanised Steel Stainless Steel

#### **Notes**

1. Also available with A30 and B0 Fire Ratings.

#### **Type 'C' Clip Joint**



Panel:	<b>JCP-B1 Partition</b> <b>JCP-L1 Lining</b>
Type:	Type C Clip Joint
Fire Class:	B15
Thickness:	50mm & 30mm
Height:	Partition 2460mm (max) Lining 2980mm (max)
Width:	550mm
Weight:	18.4 & 15.9kg/m <sup>2</sup>
Sound Reduction:	35 & 33dB
Finish Options:	PVC RAL Paint Galvanised Steel Stainless Steel

#### **Notes**

1. Also available with A60, A30 and B0 Fire Ratings.





## Bespoke Wall Panel Range (continued)

### Cable Conduit Panels



Panel:	<b>JCP-B (D) Partition</b>
Type:	Type A T&G Joint Type C Clip Joint
Fire Class:	B15
Thickness:	50mm
Height:	2460mm (max)
Width:	550mm
Weight:	17.9kg/m <sup>2</sup>
Sound Reduction:	-
Finish Options:	PVC RAL Paint Galvanised Steel Stainless Steel

### Aluminium Honeycomb Panels



Panel:	<b>JCP-L2-L Lining</b>
Type:	Type C Clip Joint
Fire Class:	B0
Thickness:	25mm
Height:	2500mm (max)
Width:	550mm
Weight:	10.9kg/m <sup>2</sup>
Sound Reduction:	30dB
Finish Options:	PVC RAL Paint Aluminium
Notes	1. Other arrangements and Fire Ratings available.




### Bespoke Wall Panel Range (continued)

#### Acoustic Panels



Panel:	<b>JCP-B (G) Partition</b>
Type:	Type A T&G Joint Type C Clip Joint
Fire Class:	B15
Thickness:	50mm
Height:	2460mm (max)
Width:	550mm
Weight:	21.9kg/m <sup>2</sup>
Sound Reduction:	45dB
Finish Options:	PVC RAL Paint Galvanised Steel Stainless Steel

#### Acoustic Double Panels




Panel:	<b>JCP-AL4 Partition</b>
Type:	Type A T&G Joint
Fire Class:	B15
Thickness:	25 + 25 + 25mm
Height:	2980mm (max)
Width:	550mm
Weight:	32.3kg/m <sup>2</sup>
Sound Reduction:	50dB
Finish Options:	PVC RAL Paint Galvanised Steel Stainless Steel



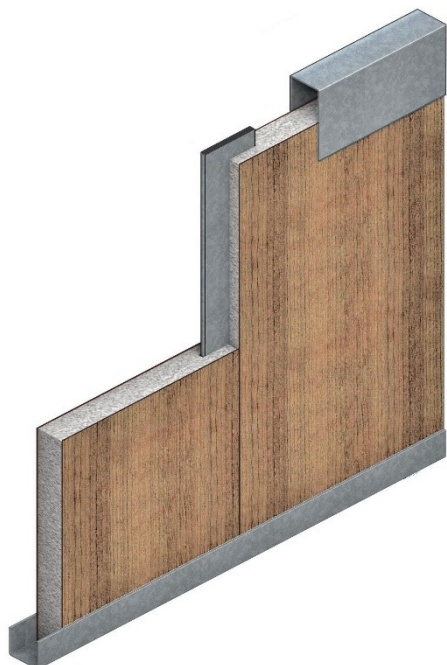
## Bespoke Wall Panel Range (continued)

### Acoustic Perforated Panels



Panel:	<b>JCP-L4 Lining Panels</b>
Type:	Type A T&G Joint
Fire Class:	B15
Thickness:	25mm
Height:	2980mm (max)
Width:	550mm
Weight:	13.6kg/m <sup>2</sup>
Sound Reduction:	NRC = 0.65
Finish Options:	PVC RAL Paint Galvanised Steel Stainless Steel

### Solid Core Panels



Panel:	<b>Solid Core Panels</b>
Type:	Decorative Fire Protection
Fire Class:	'C' Class to B15 Fire Rating
Core Thickness:	6mm to 25mm
Height:	3030mm (max)
Width:	1210mm (max)
Core Density:	200 – 800 kg/m <sup>3</sup>
Sound Reduction:	Various
Finish Options:	High Pressure Laminate Stainless Steel Galvanised Steel

#### Notes

1. Supplied bonded with customer specified décor.
2. Installation profiles available from stock.
3. Approved for wall and ceiling applications.



## Bespoke Ceiling Panel Range

### Ceiling Panels – JCP-C2, Tongue & Groove



Panel:	<b>JCP-C2 Self Supporting Ceiling</b>
Fire Class:	B15
Thickness:	25mm
Length:	2400mm (max)
Width:	550mm
Weight:	15.7kg/m <sup>2</sup>
Sound Reduction:	32dB
Finish Options:	PVC RAL Paint Stainless Steel

### Ceiling Panels – JCP-C9, Hook Joint

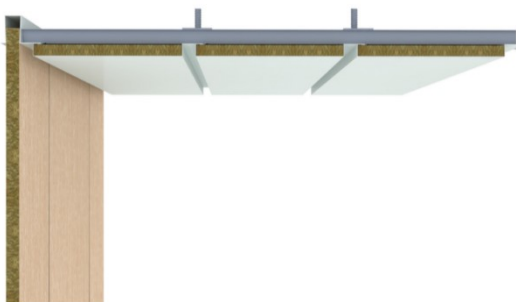


Panel:	<b>JCP-C9 Hook Joint Ceiling</b>
Fire Class:	B0
Thickness:	25mm
Length:	2400mm (max)
Width:	300mm
Weight:	8.7kg/m <sup>2</sup>
Sound Reduction:	30dB
Finish Options:	PVC RAL Paint Stainless Steel



### Bespoke Ceiling Panel Range (continued)

#### Type D Ceiling Panel



Panel:	<b>JCP-C6B Strip Ceiling</b>
Fire Class:	B15
Thickness:	25 + 25mm
Length:	2400mm (max)
Width:	275 + 25mm
Weight:	11.7kg/m <sup>2</sup>
Sound Reduction:	35dB
Finish Options:	PVC RAL Paint Stainless Steel

#### Square Ceiling Panel



Panel:	<b>JCP-C7 Square Ceiling Panels</b>
Fire Class:	B0 & B15
Thickness:	25 & 50mm
Length:	600mm
Width:	600mm
Weight:	7.9 & 9.7kg/m <sup>2</sup>
Sound Reduction:	30 & 35dB
Finish Options:	PVC RAL Paint Stainless Steel



## Bespoke Door Range

### A60 Single Door



Door:	<b>CGFM-1</b>
Type:	Single Leaf
Fire Class:	A60
Clear Opening Height:	2400mm (max)
Clear Opening Width:	1200mm (max)
Door Leaf Thickness:	40mm
Weight:	-
Sound Reduction:	36dB
Finish Options:	PVC RAL Paint Galvanised Steel Stainless Steel

#### Notes

1. Available with Vision Panel 400 x 400mm (max).
2. Available with Hose Port 150 x 150mm (max).
3. Available with Kick Out Panel 540 x 440mm (max).

### A60 Double Door



Door:	<b>CGFM-1E</b>
Type:	Double Leaf
Fire Class:	A60
Clear Opening Height:	2250mm (max)
Clear Opening Width:	2000mm (max)
Door Leaf Thickness:	57mm
Weight:	-
Sound Reduction:	30dB
Finish Options:	PVC RAL Paint Galvanised Steel Stainless Steel

#### Notes

1. Available with Vision Panel 400 x 400mm (max).
2. Available with Hose Port 150 x 150mm (max).





### Bespoke Door Range (continued)

#### A60 Single Door Weathertight & Gastight



Door:	<b>CGFM-1F</b>
Type:	Single Leaf
Fire Class:	A60
Clear Opening Height:	2750mm (max)
Clear Opening Width:	1200mm (max)
Door Leaf Thickness:	40mm
Weight:	-
Sound Reduction:	35dB
Finish Options:	PVC RAL Paint Galvanised Steel Stainless Steel

#### A60 Double Door Weathertight & Gastight




Door:	<b>CGFM-1G</b>
Type:	Double Leaf
Fire Class:	A60
Clear Opening Height:	2750mm (max)
Clear Opening Width:	2400mm (max)
Door Leaf Thickness:	57mm
Weight:	-
Sound Reduction:	33dB
Finish Options:	PVC RAL Paint Galvanised Steel Stainless Steel



Bespoke Door Range (continued)

A60 Single Leaf Sliding Door



Door:	<b>CGFM-YM</b>
Type:	Single Leaf
Fire Class:	A60 (ABS Approval Only)
Clear Opening Height:	2400mm (max)
Clear Opening Width:	1800mm (max)
Door Leaf Thickness:	60mm
Weight:	-
Sound Reduction:	-
Finish Options:	PVC RAL Paint Galvanised Steel Stainless Steel

A0/A15 Single Door



Door:	<b>CGFM-2</b>
Type:	Single Leaf
Fire Class:	A0 / A15
Clear Opening Height:	2400mm (max)
Clear Opening Width:	1200mm (max)
Door Leaf Thickness:	40mm
Weight:	-
Sound Reduction:	36dB
Finish Options:	PVC RAL Paint Galvanised Steel Stainless Steel



**Bespoke Door Range (continued)**

**B30 Single Door**



Door:	<b>CGFM-3X</b>
Type:	Single Leaf
Fire Class:	B30
Clear Opening Height:	2100mm (max)
Clear Opening Width:	950mm (max)
Door Leaf Thickness:	40mm
Weight:	-
Sound Reduction:	-
Finish Options:	PVC RAL Paint Galvanised Steel Stainless Steel

**Notes**

1. Available with Vent (upper or lower position)

**B15 Cabin Door**



Door:	<b>CGFM-3</b>
Type:	Single Leaf
Fire Class:	B15
Clear Opening Height:	2100mm (max)
Clear Opening Width:	950mm (max)
Door Leaf Thickness:	40mm
Weight:	-
Sound Reduction:	39dB
Finish Options:	PVC RAL Paint Galvanised Steel Stainless Steel

**Notes**

1. Available with Vision Panel 400 x 400mm (max).
2. Available with Hose Port 150 x 150mm (max).
3. Available with Kick Out Panel 540 x 440mm (max).
4. Available with integrated Vent.



**Bespoke Door Range (continued)**

**B15 Double Door**



Door:	<b>CGFM-3A</b>
Type:	Double Leaf
Fire Class:	B15
Clear Opening Height:	2100mm (max)
Clear Opening Width:	1900mm (max)
Door Leaf Thickness:	40mm
Weight:	-
Sound Reduction:	30dB
Finish Options:	PVC RAL Paint Galvanised Steel Stainless Steel

**Notes**

1. Available with Vision Panel 400 x 400mm (max).
2. Available with Hose Port 150 x 150mm (max).
3. Available with Kick Out Panel 540 x 440mm (max).
4. Available with integrated Vent.

**B15 Access Hatch**



Door:	<b>HLJRT</b>
Type:	Single Leaf
Fire Class:	B15
Clear Opening Height:	1900mm (max)
Clear Opening Width:	800mm (max)
Door Leaf Thickness:	23mm
Weight:	-
Sound Reduction:	-
Finish Options:	PVC RAL Paint Galvanised Steel Stainless Steel



**Bespoke Door Range (continued)**

**B15 Double Leaf Access Hatch**



Door:	<b>HLDJRT</b>
Type:	Double Leaf
Fire Class:	B15
Clear Opening Height:	1950mm (max)
Clear Opening Width:	1900mm (max)
Door Leaf Thickness:	42mm
Weight:	-
Sound Reduction:	-
Finish Options:	PVC RAL Paint Galvanised Steel Stainless Steel

**B15 Single Leaf Ceiling Hatch**



Door:	<b>HL-TJXM-A</b>
Type:	Single Leaf
Fire Class:	B15
Clear Opening Length:	800mm (max)
Clear Opening Width:	450mm (max)
Door Leaf Thickness:	40mm
Weight:	-
Sound Reduction:	-
Finish Options:	PVC RAL Paint Galvanised Steel Stainless Steel




## Optional Door Equipment

Door Closer		
Kick-out Panel		Max Dimensions Height: 540mm Width: 440mm
Vent Grill		
Hose Port		Max Dimensions Height: 150mm Width: 150mm
Door Holdback		
Vision Panel		Max Dimensions Height: 400mm Width: 400mm Diameter: 250mm

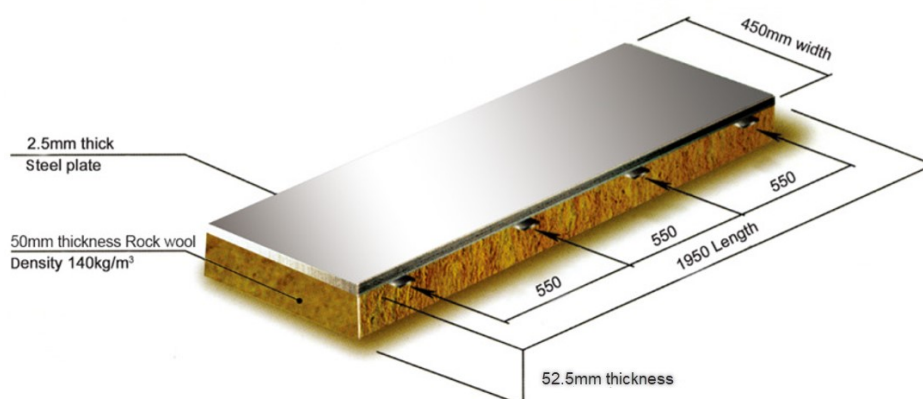





## Bespoke Floating Floor Panels




Panel:	JCP-DF2 Floor Panels
Fire Class:	A60
Thickness:	52.5mm
Length:	1950mm
Width:	450mm
Weight:	28.2kg/m <sup>2</sup>
Sound Reduction:	59dB
Finish Options:	Galvanised Steel Stainless Steel





## Bespoke Prefabricated Wet Units



Prefabricated Wet Units are custom designed to suit individual requirements and are certified with a B15 fire rating. In general, there are three main categories of wet unit, namely Common Type, Lightweight Type and Floor Heater Type.

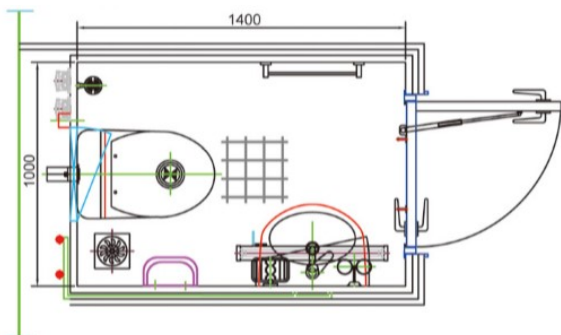
Each Wet Unit is manufactured with customer specified fixtures and are designed for simple on-site installation.



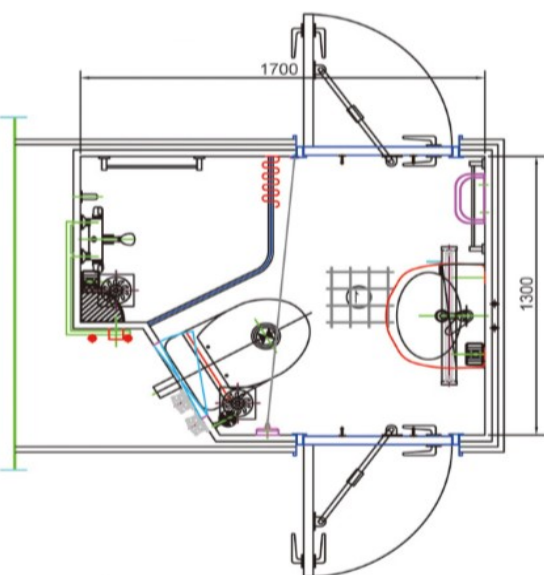


## Standard Wet Unit Layouts

Type A



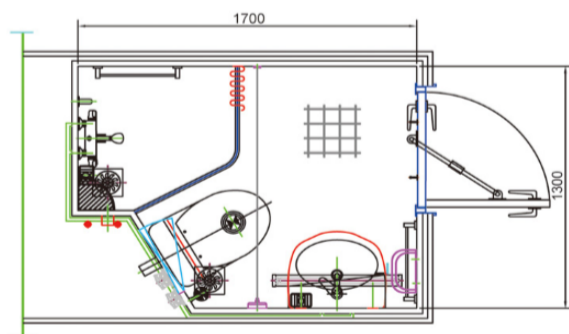
Type B



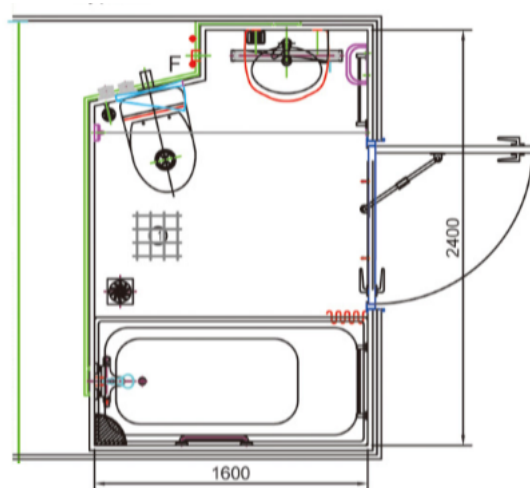


### Standard Wet Unit Layouts (continued)

Type C



Type D

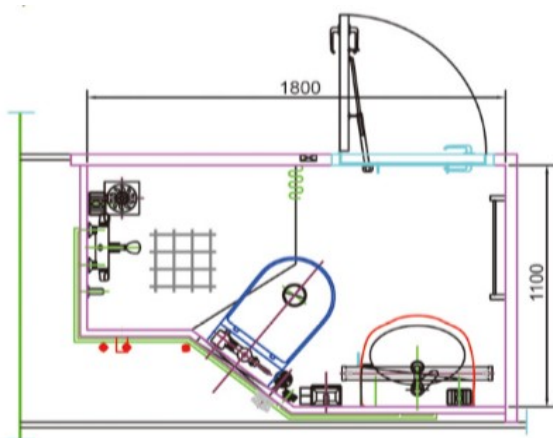




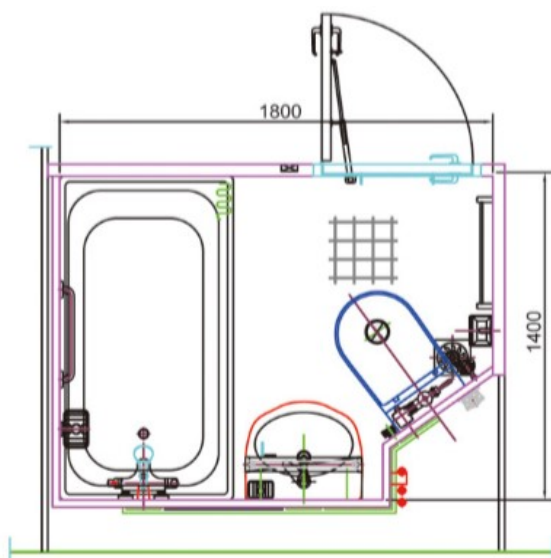


Standard Wet Unit Layouts (continued)

Type E



Type F



For latest information on the product range, please visit:

**[www.B15marine.com](http://www.B15marine.com)**

**B15 Marine Ltd**



Registered Office:

**B15 Marine Ltd**

10 Clydesdale Street,  
Hamilton,  
ML3 0DP,  
United Kingdom

Tel: +44 (0) 7799 113021

E-mail: [Colin@B15marine.com](mailto:Colin@B15marine.com)

Web: [www.B15marine.com](http://www.B15marine.com)

Company Registration No. 617257

VAT No. 312 3206 61