

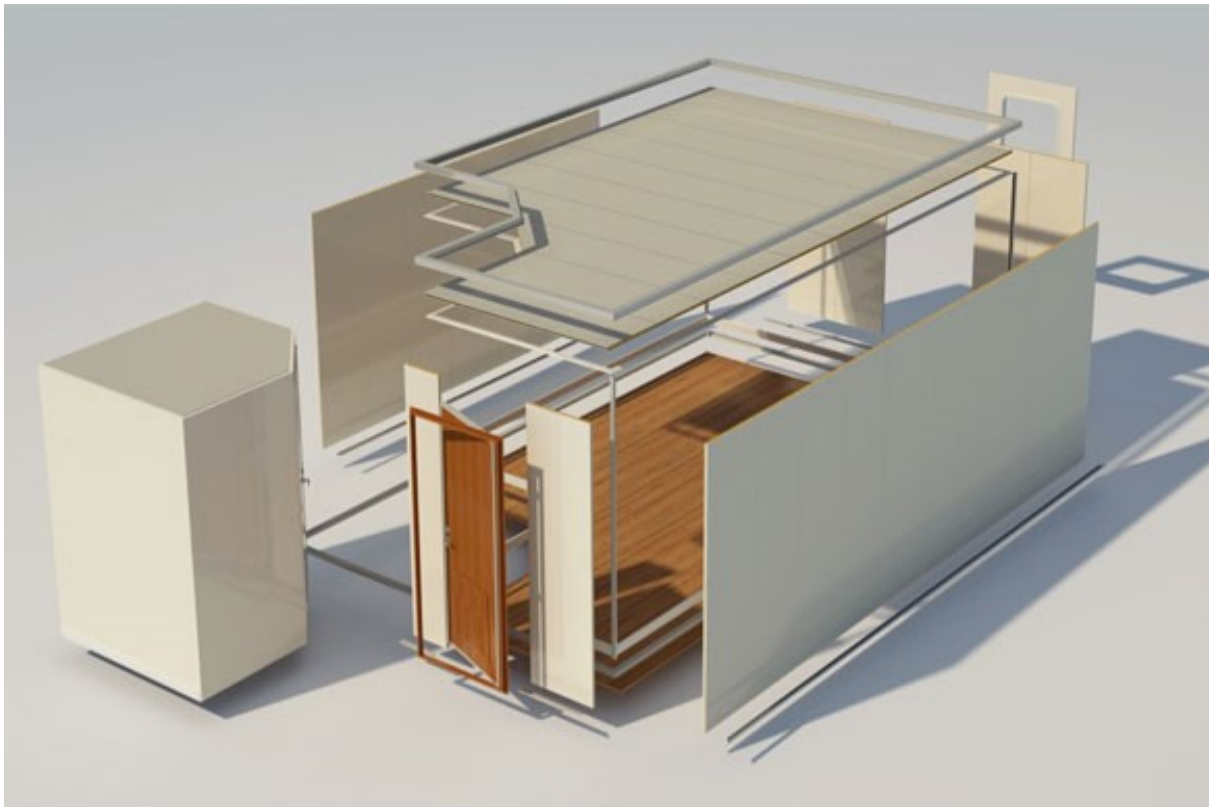
B15 Marine Ltd



www.B15marine.com

Marine Accommodation Products

Product Guide 2023



“Providing quality Approved marine accommodation products from stock”

Version v0.8 July 2023



Introduction

With over 25 years' experience providing high quality marine accommodation materials to customers worldwide, B15 Marine Ltd, in conjunction with international partners, have identified and established a stock of IMO Approved products for immediate dispatch from our warehouse in Holland.

In addition to our stock range, we can bespoke manufacture our products to individual customer specifications.

All of our products are supplied with a Marine Equipment Directive (MED) Approval and are covered by our 12-month warranty.

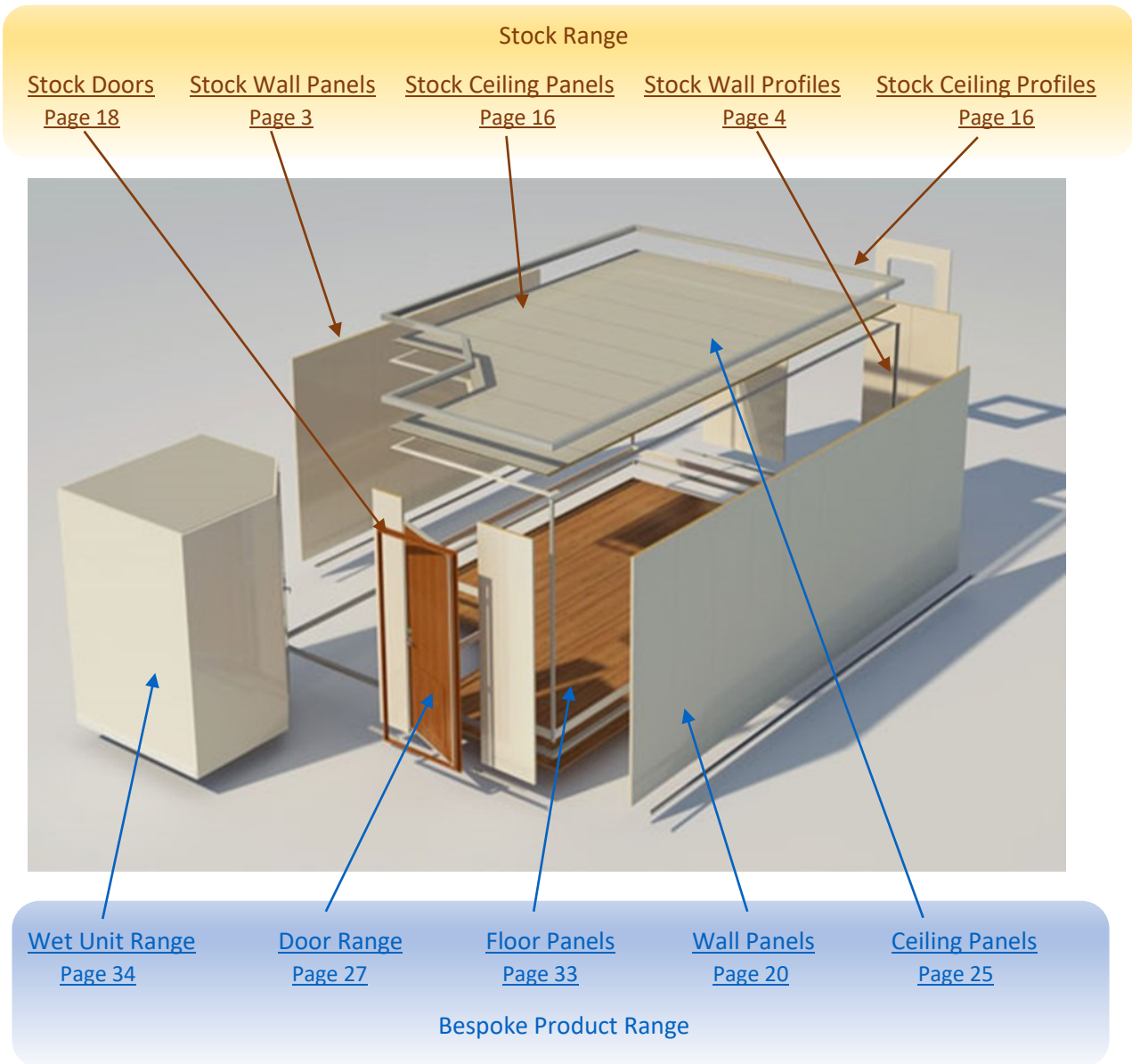
Quick Links to our stock panel ranges:

[Stock Soft Core Panels](#)

[Stock Solid Core Panels](#)

[Stock Aluminium Honeycomb Panels](#)

[Stock Floating Floor Panels](#)






Stock Products

Stock 'Soft Core' Wall Panels

Type 'A' Partition Panel



Panel:	JCP-B3 Partition
Type:	Type 'A' T&G Joint
Fire Class:	B15
Thickness:	50mm
Height:	2200mm 2400mm
Width:	550mm
Weight:	18.6kg/m ²
Sound Reduction (Rw):	35dB
Finish:	Gislaved 027-1058 (White) Both Faces
HS Code:	7308905100

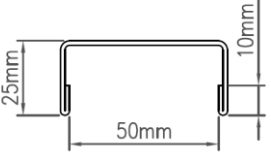
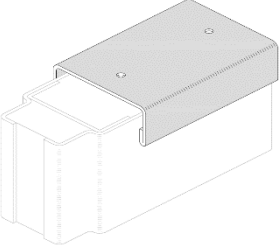
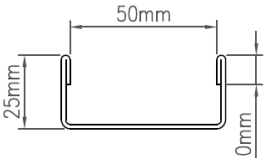
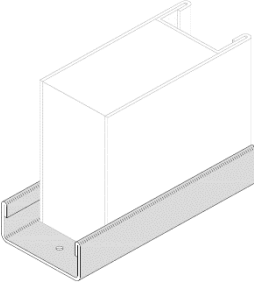
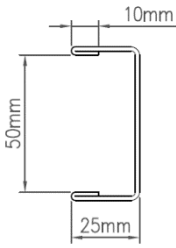
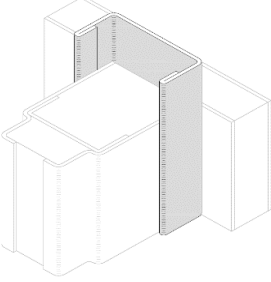
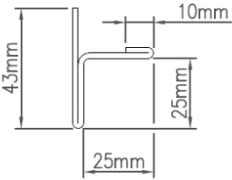
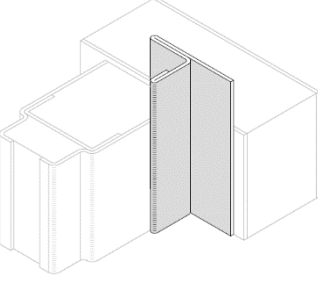
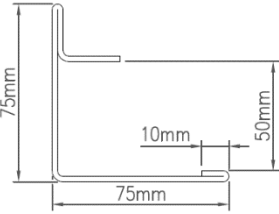
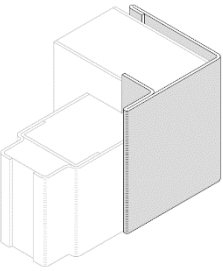
Type 'A' Lining Panel



Panel:	JCP-L3 Lining
Type:	Type 'A' T&G Joint
Fire Class:	B15
Thickness:	25mm
Height:	2200mm 2400mm 2980mm
Width:	550mm
Weight:	15.2kg/m ²
Sound Reduction (Rw):	31dB
Finish:	Gislaved 027-1058 (White) Galvanised Steel Reverse
HS Code:	7308905100

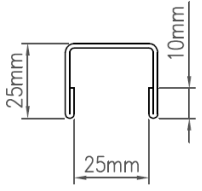
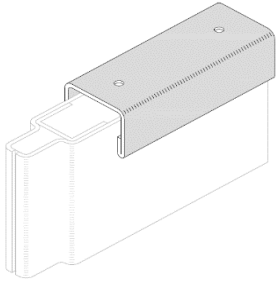
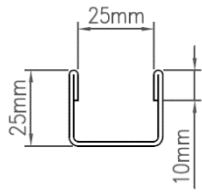
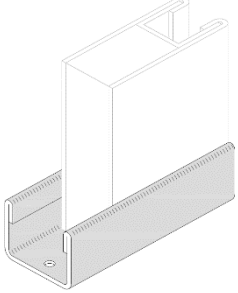
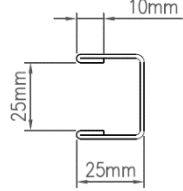
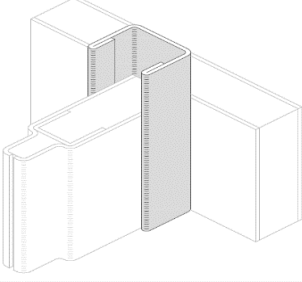
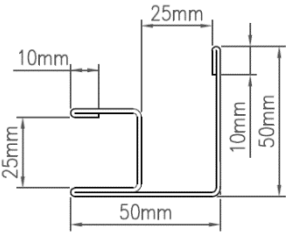
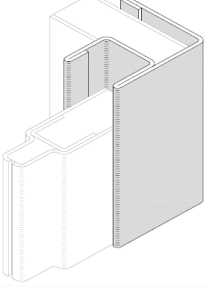


Stock 'Soft Core' Partition Panel Profiles

<p>FB02(T) Top Profile</p> 		<p>Length: 3000mm Thickness: 1mm Weight: 0.94 Kg/m Finish: Galvanised Steel HS Code: 7308905100 Notes: 1. Supplied with 5mm Diameter Holes at 375mm Spacing</p>
<p>FB02(B) Bottom Profile</p> 		<p>Length: 3000mm Thickness: 1mm Weight: 0.94 Kg/m Finish: Galvanised Steel HS Code: 7308905100 Notes: 1. Supplied with 5mm Diameter Holes at 375mm Spacing</p>
<p>FB08 End Profile</p> 		<p>Length: 2200mm Thickness: 0.6mm Weight: 0.57 Kg/m Finish: PVC Foil Stock Finish: Gislaved 027-1058 (White) HS Code: 7308905100</p>
<p>FB07 Internal Angle Profile</p> 		<p>Length: 2200mm Thickness: 0.6mm Weight: 0.49 Kg/m Finish: PVC Foil Stock Finish: Gislaved 027-1058 (White) HS Code: 7308905100</p>
<p>FB09 External Angle Profile</p> 		<p>Length: 2200mm Thickness: 0.6mm Weight: 0.99 Kg/m Finish: PVC Foil Stock Finish: Gislaved 027-1058 (White) HS Code: 7308905100</p>



Stock 'Soft Core' Lining Panel Profiles

<p>FL08(T) Top Profile</p> 		<p>Length: 3000mm Thickness: 1mm Weight: 0.75 Kg/m Finish: Galvanised Steel HS Code: 7308905100 Notes 1. Supplied with 5mm Diameter Holes at 375mm Spacing</p>
<p>FL08(B) Bottom Profile</p> 		<p>Length: 3000mm Thickness: 1mm Weight: 0.75 Kg/m Finish: Galvanised Steel HS Code: 7308905100 Notes 1. Supplied with 5mm Diameter Holes at 375mm Spacing</p>
<p>FL14 End Profile</p> 		<p>Length: 2200mm 2980mm Thickness: 0.6mm Weight: 0.45 Kg/m Finish: PVC Foil Stock Finish: Gislaved 027-1058 (White) HS Code: 7308905100</p>
<p>FL13 Corner Profile</p> 		<p>Length: 2200mm Thickness: 0.6mm Weight: 0.92 Kg/m Finish: PVC Foil Stock Finish: Gislaved 027-1058 (White) HS Code: 7308905100</p>



Pyrotek Quadzero dBX

Pyrotek Quadzero dBX



Product:	Pyrotek Quadzero dBX
Type:	Noise Barrier
Fire Class:	Low Flame Spread
Thickness:	4mm
Length:	5000mm (Rolls)
Width:	1350mm
Weight:	8.0kg/m ²
Sound Reduction:	31dB
Finish:	Aluminium Foil covered Glass Cloth facing
Reverse:	Plain or Self-Adhesive
HS Code:	39269097

Notes

1. Rolls can be supplied from stock with either a Plain or Self-Adhesive backing.



Stock 'Solid Core' Decorative Non-Combustible Panels

<p>Solid Core Panels</p>	<p>Panel: Solid Core Panels Type: Decorative Fire Protection Fire Class: 'C' Class to B15 Fire Rating Core Thickness: 6mm to 25mm Height: 3030mm (max) Width: 1210mm (max) Core Density: 200 – 1000 kg/m³ Sound Reduction (Rw): Various Finish Options: High Pressure Laminate Stainless Steel Galvanised Steel HS Code: 68080000</p> <p>Notes</p> <ol style="list-style-type: none"> 1. Supplied bonded with customer specified décor. 2. Installation profiles available from stock. 3. Approved for wall and ceiling applications.
--------------------------	---

Stock 'Solid Core' Panel Profiles

<p>PC-17 Top Profile</p>		<p>Length: 2440mm Thickness: 1.5mm Weight: 1.41 Kg/m Finish: Galvanised Steel HS Code: 7308905100</p>
<p>PC-15 Bottom Profile</p>		<p>Length: 2440mm Thickness: 1.5mm Weight: 0.7 Kg/m Finish: Galvanised Steel HS Code: 7308905100</p>



Stock 'Solid Core' Panel Profiles

<p>PJ-1 'C' Spline</p>		<p>Length: 2400mm Thickness: 0.8mm Weight: 0.44 Kg/m Finish: Galvanised Steel HS Code: 7308905100 Notes 1. To be installed with flat face toward decorative side of panel.</p>
<p>PJ-2 Solid Spline</p>		<p>Length: 2440mm Thickness: 3mm Weight: 0.9 Kg/m Finish: Galvanised Steel HS Code: 7308905100</p>
<p>RJ-28s Single Omega RJ-29s Double Omega</p>		<p>Length: 2440mm Thickness: 0.8mm Weight: 0.29 Kg/m (Single) 0.58 Kg/m (Double) Finish: Galvanised Steel HS Code: 7308905100 Notes 1. Also available in 304 Grade Stainless Steel.</p>
<p>PV-03 & PV-04 Omega Cover Strips</p>	<p>Length: 2440mm Thickness: 1.2mm Weight: 0.07 Kg/m Finish: White (RAL 9010) Beige (RAL 1015) Grey (RAL 7012) HS Code: 7308905100 Notes 1. PV-04 can be supplied with a matching HPL décor.</p>	



Stock 'Solid Core' Panel Profiles (continued)

<p>PA-14 & PA-45 Equal Angles</p>		<p>Length: 2440mm Thickness: 1.5mm Weight: 0.56 Kg/m (PA-14) 1.15 Kg/m (PA-45) Finish: Galvanised Steel HS Code: 7308905100 Notes 1. Other dimensions available, subject to minimum order quantities.</p>
<p>PA-30 / PV-05 Internal Corner</p>		<p>Length: 2440mm Thickness: 0.8mm Weight: 0.61 Kg/m Finish: White (RAL 9010) Beige (RAL 1015) HS Code: 7308905100</p>
<p>PA-50 / PV-06 External Corner</p>		<p>Length: 2440mm Thickness: 1.5mm Weight: 1.41 Kg/m Finish: White (RAL 9010) Beige (RAL 1015) HS Code: 7308905100</p>
<p>SK-01 Skirting</p>		<p>Length: 2500mm 5000mm Thickness: 1.5mm Weight: 0.2 Kg/m Finish: Grey (RAL 7012) HS Code: 7308905100 Notes 1. Other colours available, subject to minimum order quantities.</p>



Stock Aluminium Honeycomb Panel System

Lining Panel – Painted Finish (1mm Facings)



Panel:	Aluminium Honeycomb
Type:	1.0mm thick Facing 1.0mm thick Reverse
Overall Thickness:	10mm
Fire Class	
Panel:	Non-Combustible – ‘C’ Class
Paint/Primer:	Low Flame Spread
Height:	2500mm,
Width:	1250mm
Weight:	6.4 kg/m ²
Sound Reduction (Rw):	20 dB
Finish:	Painted RAL 9010 Facing Primer Reverse (Grey)
HS Code:	7606129900

Notes

1. Stock panels are supplied with protective foil on décor side.
2. Reverse side is supplied with a primer finish.
3. Available from stock in The Netherlands.
4. Other finishes available upon request.
5. Internal use only.

Lining Panel – Primed Finish (1mm Facings)



Panel:	Aluminium Honeycomb
Type:	1.0mm thick Facing 1.0mm thick Reverse
Overall Thickness:	10mm
Fire Class	
Panel:	Non-Combustible – ‘C’ Class
Primer:	Low Flame Spread
Height:	2500mm, 3000mm
Width:	1250mm
Weight:	6.4 kg/m ²
Sound Reduction (Rw):	20 dB
Finish:	Primer Facing (Grey) Primer Reverse (Grey)
HS Code:	7606129900


Notes

1. Available from stock in The Netherlands.
2. Other finishes available upon request.
3. Internal use only.



Stock Aluminium Honeycomb Panel System (continued)

Lining Panel – Primed Finish (0.7mm Facings)



Panel:	Aluminium Honeycomb
Type:	0.7mm thick Facing 0.7mm thick Reverse
Overall Thickness:	10mm
Fire Class:	
Panel:	Non-Combustible – ‘C’ Class
Primer:	Low Flame Spread
Height:	2500mm
Width:	1250mm
Weight:	4.8 kg/m ²
Sound Reduction (Rw):	20 dB
Finish:	Primer Facing (Light Grey) Primer Reverse (Light Grey)
HS Code:	7606129900

Notes

1. Available from stock in The Netherlands.
2. Other finishes available upon request.
3. Internal use only.

Lining Panel – Primed Finish (0.5mm Facings)



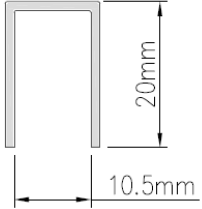
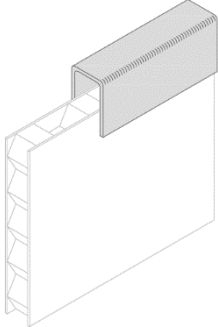
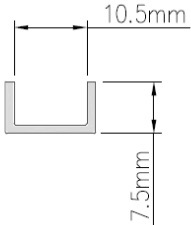
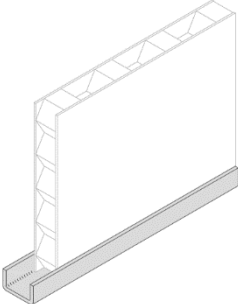
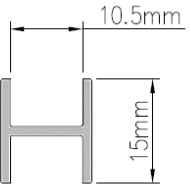
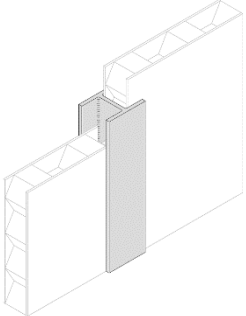
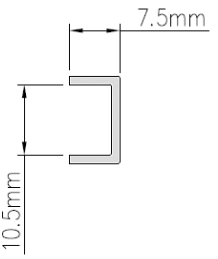
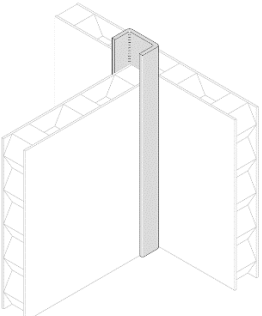
Panel:	Aluminium Honeycomb
Type:	0.5mm thick Facing 0.5mm thick Reverse
Overall Thickness:	10mm and 15mm
Fire Class:	
Panel:	Non-Combustible – ‘C’ Class
Primer:	Low Flame Spread
Height:	2500mm
Width:	1250mm
Weight:	3.9 kg/m ²
Sound Reduction (Rw):	19 dB
Finish:	Primer Facing (Grey) Primer Reverse (Grey)
HS Code:	7606129900

Notes

1. Available from stock in The Netherlands.
2. Other finishes available upon request.
3. Internal use only.



Stock Aluminium Profiles

<p>Aluminium Top Profile</p> 		<p>Length: 2500mm Thickness: 1.25mm Weight: 0.17 Kg/m Finish: Anodized Aluminium HS Code: 7604299090</p>
<p>Aluminium Bottom Profile</p> 		<p>Length: 2500mm Thickness: 1.3mm Weight: 0.09 Kg/m Finish: Anodized Aluminium HS Code: 7604299090</p>
<p>Aluminium 'H' Profile</p> 		<p>Length: 2500mm Thickness: 1.3mm Weight: 0.14 Kg/m Finish: Anodized Aluminium HS Code: 7604299090</p>
<p>Aluminium End Profile</p> 		<p>Length: 2500mm Thickness: 1.3mm Weight: 0.09 Kg/m Finish: Anodized Aluminium HS Code: 7604299090</p>



Stock Aluminium Profiles (continued)

<p>Aluminium Corner Profile</p>		<p>Length: 2500mm Thickness: 1.3mm Weight: 0.23 Kg/m Finish: Anodized Aluminium HS Code: 7604299090</p>
<p>Aluminium 'F' Profile</p>		<p>Length: 2500mm Thickness: 1.3mm Weight: 0.16 Kg/m Finish: Anodized Aluminium HS Code: 7604299090</p>
<p>Aluminium 'T' Profile</p>		<p>Length: 2500mm Thickness: 2.5mm Weight: 0.1 Kg/m Finish: Anodized Aluminium HS Code: 7604299090</p>



Stock Cladding Panel System

Cladding Panels	
	<p>Panel: PVC Coated Mild Steel Type: Folded Long Edges Overall Thickness: 0.6mm (Sheet) 2.5mm (Long Edges only) Fire Class: Low Flame Spread Height: 2500mm Width: 600mm Weight: 5.4 kg/m² Sound Reduction (Rw): n/a Finish: Replasa U63 (White) Galvanised Steel Reverse HS Code: 7308905900</p> <p>Notes</p> <ol style="list-style-type: none"> 1. Stock panels are supplied with protective foil on décor side. 2. Available from stock in The Netherlands. 3. Other finishes available upon request.

Stock Cladding Profiles

<p>Internal Angle Profile</p>		<p>Length: 2500mm Thickness: 0.6mm 2.5mm Long Edges Weight: 0.4 Kg/m Finish: Replasa U63 (White) HS Code: 7308905100</p>
<p>External Angle Profile</p>		<p>Length: 2500mm Thickness: 0.6mm 2.5mm Long Edges Weight: 0.63 Kg/m Finish: Replasa U63 (White) HS Code: 7308905100</p>



Stock Floating Floor Panels

A60 Floating Floor Panels



Panel:	ENSAR Floating Floor Panels
Type:	2mm thick Galvanised Steel Sheet bonded to 60mm thick Mineral Wool slabs
Fire Class:	A60
Overall Thickness:	62mm
Length:	1000mm
Width:	300mm
Mineral Wool Density:	200 kg/m ³
Weight:	29.4 kg/m ²
Sound Reduction (Rw):	35dB Panels only 45dB Panels and Steel Deck
Finish Options:	Galvanised Steel
HS Code:	68080000

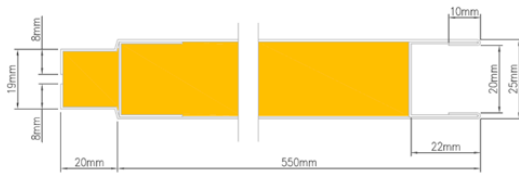
Notes

1. Available from stock in The Netherlands.
2. Interlocking joints.



Stock Ceiling Panels

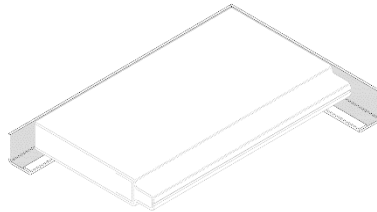
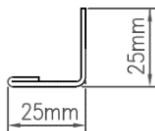
Ceiling Panels – JCP-C2, Tongue & Groove



Panel:	JCP-C2 Self Supporting Ceiling
Fire Class:	B15
Thickness:	25mm
Length:	1000mm 2200mm 2400mm
Width:	550mm
Weight:	15.7kg/m ²
Sound Reduction (Rw):	30dB
Finish:	Gislaved 027-1058 (White)
HS Code:	7308905100

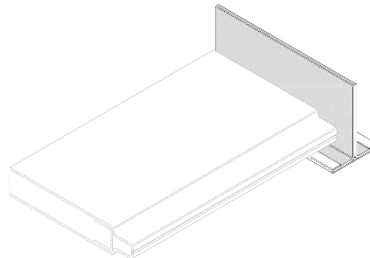
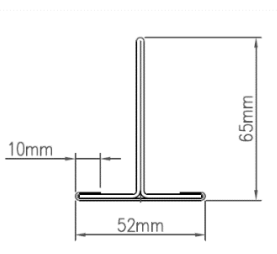
Stock Ceiling Panel Profiles

FC02 Perimeter Profile



Length:	3000mm
Thickness:	1mm
Weight:	0.57 Kg/m
Finish:	PVC Foil
Stock Finish:	Gislaved 027-1058 (White)
HS Code:	7308905100

FC03 Hanger Profile



Length:	3000mm
Thickness:	1.2mm + 0.6mm
Weight:	2.05 Kg/m
Finish:	PVC Foil
Stock Finish:	Gislaved 027-1058 (White)
HS Code:	7308905100



Stock Access Hatches

B15 Ceiling Access Hatch



Door:	HL-TJXM-A
Type:	Single Leaf
Fire Class:	B15
Clear Opening (H x W):	400mm x 400mm
Hole in Ceiling:	460mm x 460mm
Sill:	n/a
Handing:	n/a
Door Leaf Thickness:	40mm
Weight:	10kg
Sound Reduction:	n/a
Finish	
Door Leaf:	Gislaved 027-1058 (White)
Frame:	RAL 9010
Hardware:	Triangle Lock
HS Code:	7308300000
<u>Note:</u>	For installation into B15 rated ceiling panels.

B15 Wall Access Hatch



Door:	HL-BJXM-A
Type:	Single Leaf
Fire Class:	B15
Clear Opening (H x W):	400mm x 400mm (Stock)
Clear Opening (H x W):	600mm x 500mm (Stock)
Hole in Bulkhead:	Clear Opening +60mm
Sill:	n/a
Handing:	n/a
Door Leaf Thickness:	40mm
Weight:	10 - 15kg
Sound Reduction:	n/a
Finish	
Door Leaf:	Gislaved 027-1058 (White)
Frame:	RAL 9010
Hardware:	Triangle Lock
HS Code:	7308300000
<u>Note:</u>	For installation into B15 rated wall panels.



Stock Doors

B15 Cabin Door



Door:	CGFM-3a
Type:	Single Leaf
Fire Class:	B15
Clear Opening Height:	1950mm
Clear Opening Width:	600mm
Sill:	20mm
Handing:	Right Hand and Left Hand
Door Leaf Thickness:	40mm
Weight:	60kg
Sound Reduction (Rw):	32dB
Finish	
Door Leaf:	Gislaved 027-1058 (White)
Frame:	RAL 9010
Hardware:	C-1 Lock (Key & Thumbturn)
HS Code:	7308300000
<u>Note:</u>	
Door Handing Shown:	Right Hand (Europe) Left Inside (Asia)

B15 Cabin WC Door



Door:	CGFM-3b
Type:	Single Leaf
Fire Class:	B15
Clear Opening Height:	1800mm
Clear Opening Width:	600mm
Sill:	120mm
Handing:	Right Hand and Left Hand
Door Leaf Thickness:	40mm
Weight:	60kg
Sound Reduction (Rw):	32dB
Finish	
Door Leaf:	Gislaved 027-1058 (White)
Frame:	RAL 9010
Hardware:	C-4 Lock (Thumbturn & Indicator)
HS Code:	7308300000
<u>Note:</u>	
Door Handing Shown:	Left Hand (Europe) Left Outside (Asia)



Stock Doors (continued)

B15 Door



Door:	B-17-002
Type:	Single Leaf
Fire Class:	B15
Clear Opening Height:	1950mm
Clear Opening Width:	650mm
Sill:	20mm
Handing:	Right Hand and Left Hand
Door Leaf Thickness:	42mm
Weight:	55kg
Sound Reduction (Rw):	35dB
Finish	
Door Leaf:	Gislaved 027-1058 (White)
Frame:	RAL 9010
Hardware:	Remor 164-018 (Key & Thumbturn)
HS Code:	7308300000
<u>Note:</u>	
Door Handing Shown:	Right Hand (Europe) Right Outside (Asia)

A60 Internal Door





Door:	ENSAR A60 Door
Type:	Single Leaf Internal Door
Fire Class:	A60
Clear Opening Height:	1900mm
Clear Opening Width:	700mm
Sill:	Weld In Frame
Door Leaf Thickness:	77mm
Weight:	91kg
Sound Reduction (Rw):	-
Finish	
Door Leaf:	RAL 7040 (Grey)
Frame:	RAL 7040 (Grey)
Hardware:	ENSAR Standard (Key & Thumbturn)
HS Code:	7308300000
<u>Note:</u>	
Door Handing Shown:	Right Hand (Europe)



Bespoke Product Range

Bespoke Wall Panel Range

<p>Type 'A' Tongue & Groove Joint</p> 	<p>Panel: B-13-060 Partition B-13-060 Lining</p> <p>Type: Type A T&G Joint</p> <p>Fire Class: B15</p> <p>Thickness: 50mm Partition 25mm Lining</p> <p>Height: Partition 2600mm (max) Lining 2600mm (max)</p> <p>Width: 600mm</p> <p>Weight: 18.2kg/m² Partition 14.2kg/m² Lining</p> <p>Sound Reduction (Rw): 32dB Partition 31dB Lining</p> <p>Finish Options: PVC RAL Paint Galvanised Steel Stainless Steel</p> <p>Notes 1. Also known as a 'single seam joint' system.</p>
<p>Type 'C' Clip Joint</p> 	<p>Panel: B-13-049 Partition B-13-048 Lining</p> <p>Type: Type C Clip Joint</p> <p>Fire Class: B15</p> <p>Thickness: 50mm Partition 25mm Lining</p> <p>Height: Partition 2500mm (max) Lining 2500mm (max)</p> <p>Width: 580mm</p> <p>Weight: 18.5kg/m² Partition 14.8kg/m² Lining</p> <p>Sound Reduction (Rw): 32dB Partition 31dB Lining</p> <p>Finish Options: PVC RAL Paint Galvanised Steel Stainless Steel</p>



Bespoke Wall Panel Range (continued)

<p>Type 'A' Wet Room Panels</p> 	<p>Panel: B-13-064 Partition B-13-063 Lining</p> <p>Type: Type A Wet Room Panels</p> <p>Fire Class: B15</p> <p>Thickness: 50mm Partition 25mm Lining</p> <p>Height: Partition 2600mm (max) Lining 2600mm (max)</p> <p>Width: 600mm</p> <p>Weight: 18.4kg/m² Partition 14.6kg/m² Lining</p> <p>Sound Reduction (Rw): n/a</p> <p>Finish Options: PVC RAL Paint Galvanised Steel Stainless Steel</p>
---	---

<p>Type 'A' Wet Room Partition</p> 	<p>Panel: B-13-065 Partition</p> <p>Type: Type A Wet Room Partition</p> <p>Fire Class: B15</p> <p>Thickness: 50mm</p> <p>Height: 2600mm (max)</p> <p>Width: 600mm</p> <p>Weight: 18.7kg/m²</p> <p>Sound Reduction (Rw): n/a</p> <p>Finish Options: PVC RAL Paint Galvanised Steel Stainless Steel</p> <p>Notes 1. Suitable for a Wet Room Partition.</p>
--	--



Bespoke Wall Panel Range (continued)

Type 'C' Wet Room Panels	
	<p>Panel: B-13-053 Partition B-13-052 Lining</p> <p>Type: Type C Wet Room Panels</p> <p>Fire Class: B15</p> <p>Thickness: 50mm Partition 25mm Lining</p> <p>Height: Partition 2500mm (max) Lining 2500mm (max)</p> <p>Width: 580mm</p> <p>Weight: 18.9kg/m² Partition 15.2kg/m² Lining</p> <p>Sound Reduction (Rw): n/a</p> <p>Finish Options: PVC RAL Paint Galvanised Steel Stainless Steel</p>

Type 'C' Wet Room Partition	
	<p>Panel: B-13-054 Partition</p> <p>Type: Type C Wet Room Partition</p> <p>Fire Class: B15</p> <p>Thickness: 50mm</p> <p>Height: 2500mm (max)</p> <p>Width: 580mm</p> <p>Weight: 18.8kg/m²</p> <p>Sound Reduction (Rw): n/a</p> <p>Finish Options: PVC RAL Paint Galvanised Steel Stainless Steel</p> <p>Notes 1. Suitable for a Wet Room Partition.</p>




Bespoke Wall Panel Range (continued)

Type 'A' Acoustic Panel



Panel:	B-13-070 Partition
Type:	Type A Acoustic Panel
Fire Class:	B15
Thickness:	50mm Partition
Height:	2600mm (max)
Width:	600mm
Weight:	17.7kg/m ²
Sound Reduction (Rw):	40dB
Finish Options:	PVC RAL Paint Galvanised Steel Stainless Steel

Type 'C' Acoustic Panel



Panel:	B-13-051 Partition
Type:	Type C Acoustic Panel
Fire Class:	B15
Thickness:	50mm
Height:	2500mm (max)
Width:	580mm
Weight:	18.5kg/m ²
Sound Reduction (Rw):	45dB
Finish Options:	PVC RAL Paint Galvanised Steel Stainless Steel



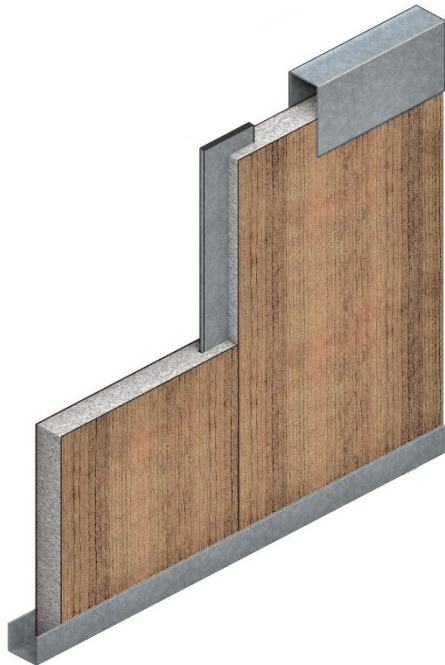
Bespoke Wall Panel Range (continued)

High Acoustic Partition Panel



Panel:	B-13-046 Partition
Type:	High Acoustic Panel
Fire Class:	B15
Thickness:	50mm Partition
Height:	2450mm (max)
Width:	560mm
Weight:	28.9kg/m ²
Sound Reduction (Rw):	49dB
Finish Options:	PVC RAL Paint Galvanised Steel Stainless Steel

Solid Core Panels



Panel:	Solid Core Panels
Type:	Decorative Fire Protection
Fire Class:	'C' Class to B15 Fire Rating
Core Thickness:	6mm to 25mm
Height:	3030mm (max)
Width:	1210mm (max)
Core Density:	200 – 800 kg/m ³
Sound Reduction (Rw):	Various
Finish Options:	High Pressure Laminate Stainless Steel Galvanised Steel


Notes

1. Supplied bonded with customer specified décor.
2. Installation profiles available from stock.
3. Approved for wall and ceiling applications.




Bespoke Ceiling Panel Range

Ceiling Panels – Tile Ceilings



Panel:	B-11-614 Tile Ceiling
Fire Class:	B15
Thickness:	40mm
Length:	900mm (max)
Width:	750mm
Weight:	6.0kg/m ²
Sound Reduction (Rw):	n/a
Finish Options:	PVC RAL Paint Stainless Steel

Ceiling Panels – Self-Supporting Ceiling




Panel:	B-13-501 Self-Supporting Ceiling
Fire Class:	B15
Thickness:	50mm
Length:	2700mm (max)
Width:	300mm
Weight:	11.7kg/m ²
Sound Reduction (Rw):	n/a
Finish Options:	PVC RAL Paint Stainless Steel




Bespoke Ceiling Panel Range (continued)

Ceiling Panels – Self-Supporting Ceiling



Panel:	B-13-503 Self-Supporting Ceiling
Fire Class:	B0
Thickness:	39mm
Length:	3000mm (max)
Width:	300mm
Weight:	9.3kg/m ²
Sound Reduction (Rw):	n/a
Finish Options:	PVC RAL Paint Stainless Steel

Ceiling Panels – Self-Supporting Ceiling



Panel:	B-13-401 Self-Supporting Ceiling
Fire Class:	B15
Thickness:	50mm
Length:	3000mm (max)
Width:	600mm
Weight:	18.2kg/m ²
Sound Reduction (Rw):	n/a
Finish Options:	PVC RAL Paint Stainless Steel



Bespoke Door Range

A60 Door



Door:	B-18-004
Type:	Single Leaf Internal Door
Fire Class:	A60
Clear Opening Height:	2150mm (max)
Clear Opening Width:	1000mm (max)
Door Leaf Thickness:	65mm
Weight:	105kg (c.o. 2000 x 700mm)
Sound Reduction (Rw):	n/a
Finish Options:	PVC RAL Paint Galvanised Steel Stainless Steel High Pressure Laminate

Notes

1. Available with Vision Panel 400 x 600mm (max).
2. Available with Hose Port 150 x 150mm (max).

A0 – A30 Door



Door:	B-18-003
Type:	Single Leaf Internal Door
Fire Class:	A0 – A30
Clear Opening Height:	2150mm (max)
Clear Opening Width:	1000mm (max)
Door Leaf Thickness:	65mm
Weight:	82kg (c.o. 2000 x 700mm)
Sound Reduction (Rw):	-
Finish Options:	PVC RAL Paint Galvanised Steel Stainless Steel High Pressure Laminate

Notes

1. Available with Vision Panel 400 x 600mm (max).
2. Available with Hose Port 150 x 150mm (max).



Bespoke Door Range (continued)

A15 Door



Door: **B-18-005**
Type: Single Leaf Internal Door
Fire Class: A15
Clear Opening Height: 2150mm (max)
Clear Opening Width: 1000mm (max)
Door Leaf Thickness: 42mm
Weight: 38kg (c.o. 2000 x 700mm)
Sound Reduction (Rw): n/a
Finish Options: PVC
RAL Paint
Galvanised Steel
Stainless Steel
High Pressure Laminate

B15 Double Door



Door: **B-19-003**
Type: Double Leaf Internal Door
Fire Class: B15
Clear Opening Height: 2150mm (max)
Clear Opening Width: 2000mm (max)
Door Leaf Thickness: 42mm
Weight: 100kg (c.o. 2000 x 700mm)
Sound Reduction (Rw): n/a
Finish Options: PVC
RAL Paint
Galvanised Steel
Stainless Steel
High Pressure Laminate

Notes

1. Available with Vision Panel 400 x 600mm (max).
2. Available with Kick Out Panel.
3. Available with Vent.



Bespoke Door Range (continued)

B15 Acoustic Door



Door: **B-19-002**
Type: Single Leaf Internal Door
Fire Class: B15
Clear Opening Height: 2100mm (max)
Clear Opening Width: 1000mm (max)
Door Leaf Thickness: 42mm
Weight: 50kg (c.o. 2000 x 700mm)
Sound Reduction (Rw): 39dB
Finish Options: PVC
RAL Paint
Galvanised Steel
Stainless Steel
High Pressure Laminate

B15 Door



Door: **B-19-001**
Type: Single Leaf Internal Door
Fire Class: B15
Clear Opening Height: 2100mm (max)
Clear Opening Width: 1000mm (max)
Door Leaf Thickness: 42mm
Weight: 50kg (c.o. 2000 x 700mm)
Sound Reduction (Rw): n/a
Finish Options: PVC
RAL Paint
Galvanised Steel
Stainless Steel
High Pressure Laminate

Notes

1. Available with Vision Panel 400 x 600mm (max).
2. Available with Kick Out Panel.
3. Available with Vent.



Bespoke Door Range (continued)

B15 Door



Door: **B-17-002**
Type: Single Leaf Internal Door
Fire Class: B15
Clear Opening Height: 2100mm (max)
Clear Opening Width: 1000mm (max)
Door Leaf Thickness: 42mm
Weight: 50kg (c.o. 2000 x 700mm)
Sound Reduction (Rw): 35dB
Finish Options: PVC
RAL Paint
Galvanised Steel
Stainless Steel
High Pressure Laminate

Notes

1. Available with Vision Panel 400 x 600mm (max).
2. Available with Kick Out Panel.
3. Available with Vent.

B15 Single Leaf Access Hatch




Door: **B-16-004**
Type: Single Leaf
Fire Class: B15
Clear Opening Length: 1850mm (max)
Clear Opening Width: 700mm (max)
Door Leaf Thickness: 50mm
Weight: 31.0 kg/m²
Sound Reduction (Rw): -
Finish Options: PVC
RAL Paint
Galvanised Steel
Stainless Steel



Bespoke Door Range (continued)

B15 Single Leaf Ceiling Hatch



Door: **B-16-319**
Type: Single Leaf
Fire Class: B15
Clear Opening Length: 400mm (max)
Clear Opening Width: 400mm (max)
Door Leaf Thickness: 24mm
Weight: -
Sound Reduction (Rw): -
Finish Options: PVC
RAL Paint
Galvanised Steel
Stainless Steel

B0 Single Leaf Ceiling Hatch



Door: **B-16-318**
Type: Single Leaf
Fire Class: B0
Clear Opening Length: 600mm (max)
Clear Opening Width: 600mm (max)
Door Leaf Thickness: 24mm
Weight: -
Sound Reduction (Rw): -
Finish Options: PVC
RAL Paint
Galvanised Steel
Stainless Steel



Optional Door Equipment


Door Closer		
Kick-out Panel		<p>Max Dimensions Height: 540mm Width: 440mm</p>
Vent Grill		
Hose Port		<p>Max Dimensions Height: 150mm Width: 150mm</p>
Door Holdback		
Vision Panel		<p>Max Dimensions Height: 400mm Width: 400mm Diameter: 250mm</p>



Bespoke Floating Floor Panels



A60 Floating Floor Panels




Panel:	ENSAR Floating Floor Panels
Type:	2mm thick Galvanised Steel Sheet bonded to 60mm thick Mineral Wool slabs
Fire Class:	A60
Overall Thickness:	62mm
Length:	1000mm
Width:	300mm
Mineral Wool Density:	200 kg/m ³
Weight:	29.4 kg/m ²
Sound Reduction (Rw):	35dB Panels only 45dB Panels and Steel Deck
Finish Options:	Galvanised Steel
HS Code:	7308905100

Notes

1. Available from stock in The Netherlands.
2. Interlocking joints.



Bespoke Prefabricated Wet Units



Prefabricated Wet Units are custom designed to suit individual requirements and are certified with a B15 fire rating. In general, there are three main categories of wet unit, namely Common Type, Lightweight Type and Floor Heater Type.


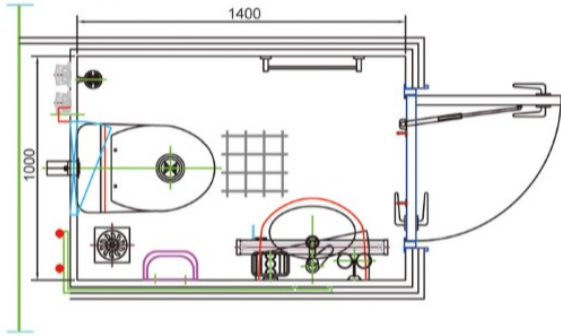
Each Wet Unit is manufactured with customer specified fixtures and are designed for simple on-site installation.



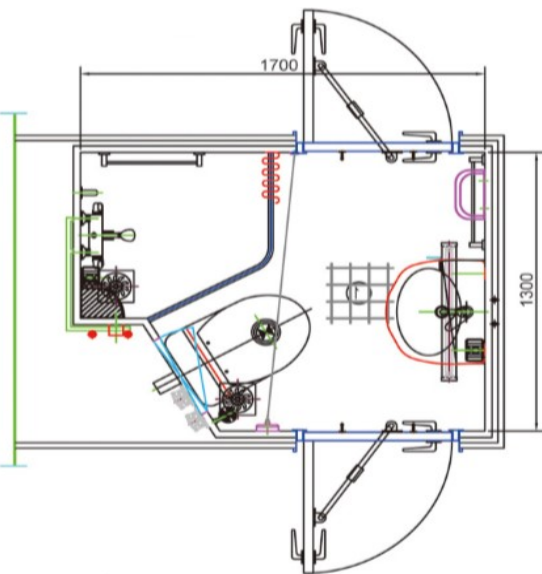


Standard Wet Unit Layouts

Type A



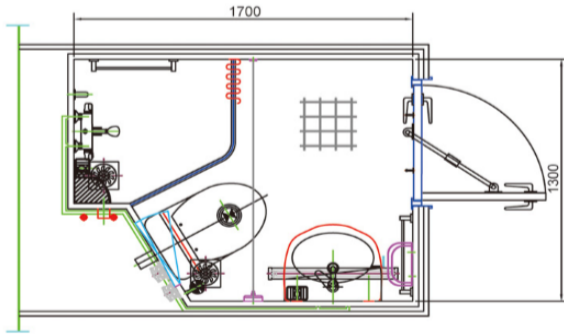
Type B



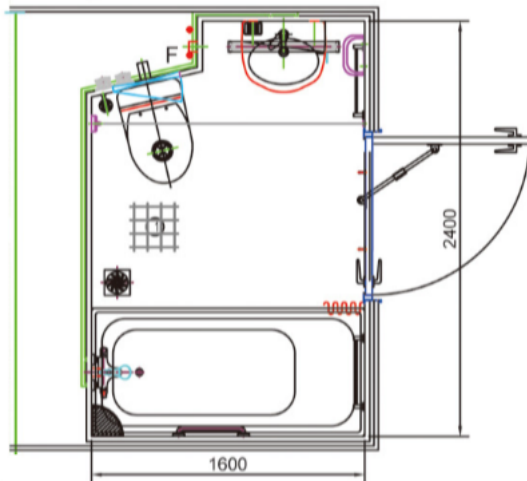


Standard Wet Unit Layouts (continued)

Type C



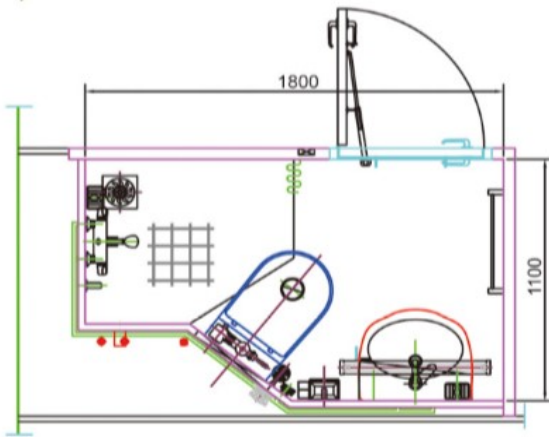
Type D



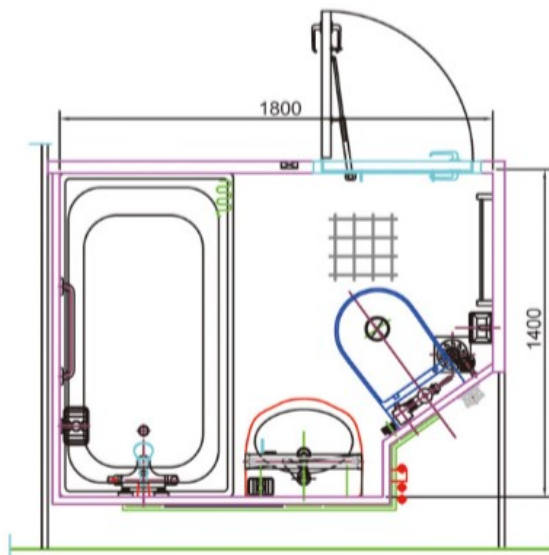


Standard Wet Unit Layouts (continued)

Type E



Type F



For latest information on the product range, please visit:

www.B15marine.com

B15 Marine Ltd



Registered Office:

B15 Marine Ltd

10 Clydesdale Street,

Hamilton,

ML3 0DP,

United Kingdom

Tel: +44 (0) 7799 113021

E-mail: Colin@B15marine.com

Web: www.B15marine.com

Company Registration No. 617257

VAT No. 312 3206 61