

Instructions for Joining or Renewing Membership to Opelika Pickleball Club

January 31, 2025

1. Login to Pickleballtournaments.com
 - a. If you don't know your password, select "Forgot Password".

The screenshot shows a login interface with two input fields: 'Email' and 'Password'. The 'Email' field contains the placeholder text 'Enter your email' and has a green help icon on the right. The 'Password' field contains the placeholder text 'Enter your password' and has a green help icon on the right. Below the password field is a link labeled 'Forgot password'. A horizontal line separates the login section from the 'Enter email' section. The 'Enter email' section features a purple circular icon with a white envelope symbol, followed by the text 'Enter email'. Below this is an email input field containing 'Jimyoungjr@hotmail.com' with a green help icon on the right. At the bottom of the section are two buttons: a purple 'Continue' button and a white 'Back to log in' button.


Email

Enter your email

Password

Enter your password

[Forgot password](#)



Enter email

Jimyoungjr@hotmail.com

Continue

Back to log in

Instructions for Joining or Renewing Membership to Opelika Pickleball Club

January 31, 2025

- b. Once you click on “Forgot Password” it will bring up another window asking you for your email. The software should send you a code to the email address or via text number you have on file.



Email message

Reset your password via text message or email.

Send via email

Send via text message

Back to email step



Text sent to

*** ** 3049

 -

Get started

Didn't receive the text message? [Click to resend](#)

Back to log in

or

Instructions for Joining or Renewing Membership to Opelika Pickleball Club

January 31, 2025



Email sent to

jimyoungjr@hotmail.com

Note: Please check your junk/spam folder if you do not find the email in your inbox.

Didn't receive the email? [Resend Email](#)

[Back to log in](#)

- c. Via Text, you will get a code to enter on your phone, via email you should received an email from Pickleball OpCo with a link to change your password.

Forgot password



Pickleball OpCo <noreply@pickleball.com>
To Jim Young

[Summarize](#)



12:18 PM



Password change request

Password change requested from Pickleball.com. If this is in error you can ignore this email.

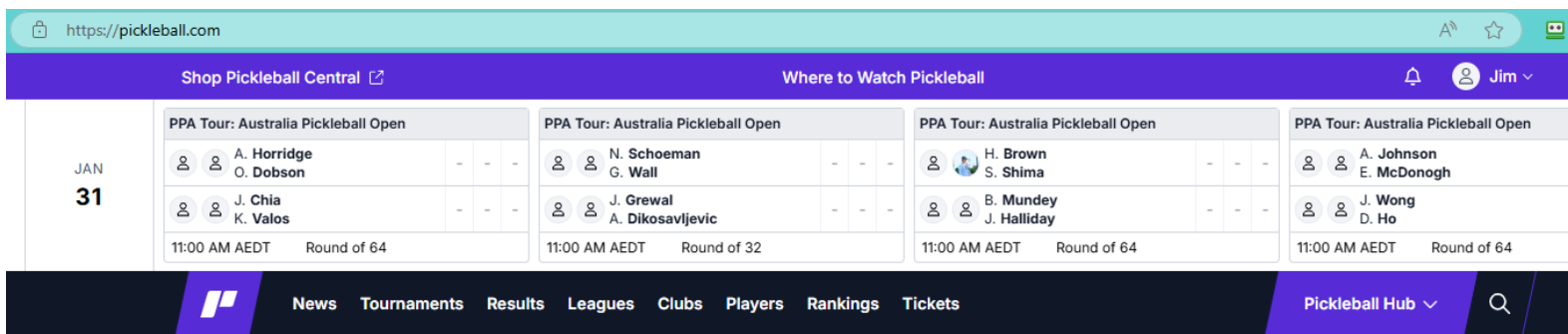
[Change password](#)

Thank you,
[Pickleball.com team](#)

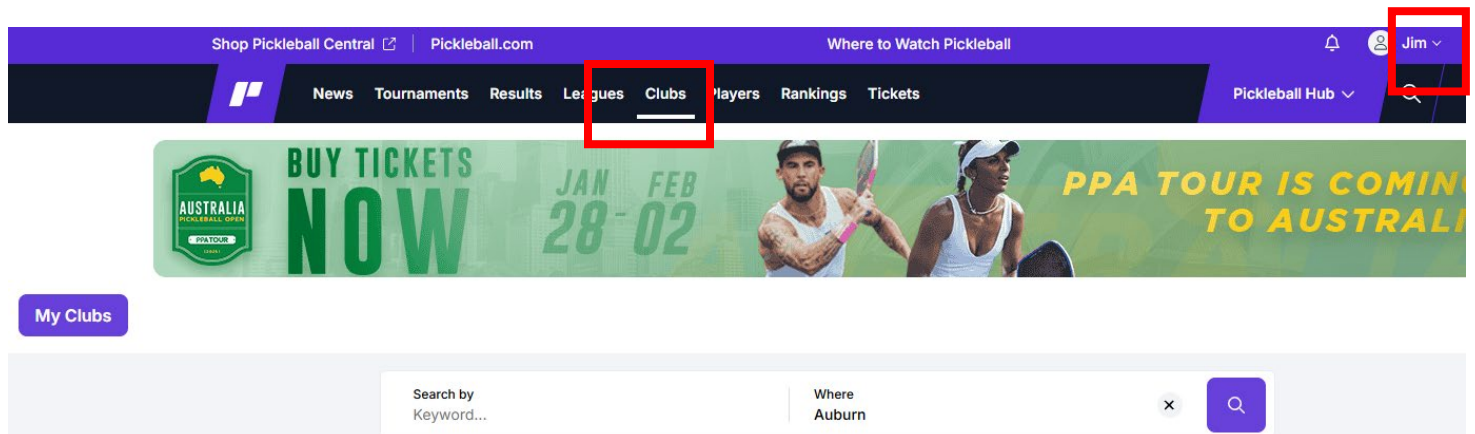
Instructions for Joining or Renewing Membership to Opelika Pickleball Club

January 31, 2025

- d. If you receive a text, enter the code and type in your new password. If you received an email, click on the “Change password” hyperlink and add your new password.
 - e. Save the password where you can find it in the future as you will need it to register for tournaments or renew your membership.
2. Once you are logged in to your account, you should see this screen.



3. You should see your name towards the top right-hand corner. If this is correct, click on “Clubs” in the “Black” bar. You should see the following screen.




4. Click on “My Clubs” and it should display clubs you have been affiliated with. If it doesn't show the “Opelika Pickleball Club” under “My Clubs” then change the “Where” to Opelika, AL. and click on the magnifying glass. You should see our club as an option now. Either way the result should be something like this.

Instructions for Joining or Renewing Membership to Opelika Pickleball Club

January 31, 2025

My Clubs



1 clubs found

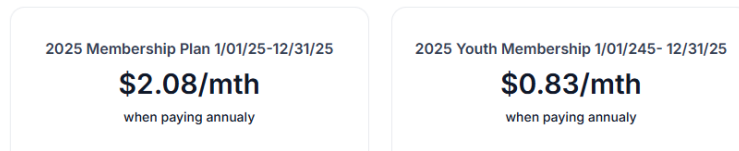



5.


Instructions for Joining or Renewing Membership to Opelika Pickleball Club

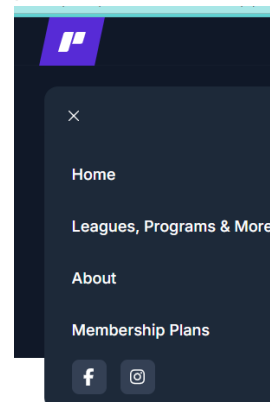
January 31, 2025

6. Click on Opelika Pickleball Club and you should see a screen as follows:



7. If you don't have "Become a Member" in the right-hand corner here is the alternative

method. Either way should provide the desired results. Below the  in the upper left of your window, click on the three lines below it bringing up a menu. The last option of



this menu should display an option for "Membership Plans". Select "Membership Plans". You should now see the two pricing options displayed as you see below. When you view the two pricing options, they are misleading. They are showing a "Monthly" rate even though the plan is for one annual rate. You will need to scroll down past the rates and click on the "Learn" button. This will provide you with an opportunity to select the plan and move forward.

Instructions for Joining or Renewing Membership to Opelika Pickleball Club

January 31, 2025

2025 Membership Plan 1/01/25-12/31/25

\$2.08/mth
when paying annualy

Learn More

2025 Youth Membership 1/01/245- 12/31/25

\$0.83/mth
when paying annualy

Learn More

2025 Membership Plan 1/01/25-12/31/25

2025 Membership 1/1/25-12/31/25 18 and Over Membership includes 1 adult

Annually

\$2.08/mth
when paying annually

Purchase


- Once you click on “Purshase” you should see the following screen. Unless you have a discount code, you should proceed throught this form. Please note the “Waivers” section. You are required to to click on the waiver read to the bottom and type in your last name and click the check box to get through this portion. Currently our waiver is not working so we will

Instructions for Joining or Renewing Membership to Opelika Pickleball Club

January 31, 2025

update you when it is available for you to select, review and approve our waiver.

✕ Cancel

**Opelika Pickleball Club - 2025 Membership Plan 1/01/25-12/31/25**
2025 Membership 1/1/25-12/31/25 18 and Over Membership includes 1 adult

Jim Young Gender: Male Phone: +1 9013013049

✓

Plan

✓

Pricing

●

Checkout

Summary

Description	Quantity	Price	Total
<i>Jan 31, 2025 12:33 PM (CT)</i>			
2025 Membership Plan 1/01/25-12/31/25	1	\$25.00	\$25.00
Yearly Membership			

Discount code

Apply discount code

Waivers

☐ Pickleball OpCo Waiver

Sub total

\$25.00

Remaining Balance

← Back to plans

Instructions for Joining or Renewing Membership to Opelika Pickleball Club

January 31, 2025

Waiver

[Download](#)

Pickleball OpCo LLC

Sites or the Services (collectively, "Your Marks"), You hereby grant to us a non-exclusive, royalty-free, worldwide license to reproduce and display Your Marks via the Sites and the Services in connection with the corresponding Organization. All goodwill arising from such use shall inure to the benefit of the holders of such marks. You acknowledge that we may use the logo image files that You provide to us via the Sites and the Services, and accordingly we shall not be responsible for ensuring that the logo image files You upload are compliant with or conformant to any trademark usage guidelines that You may have in place regarding Your Marks. For the avoidance of doubt, Your Marks shall not include trademarks that are owned by us.

© 2025 Pickleball OpCo LLC, All Rights Reserved.

[Back to Top](#)

Input your last name to continue (Young)

☐ I have read and agree to the terms and conditions above.

9. Once you are through the waiver portion(s). You can now click "Make a Payment". This should allow you to pay and check out completing your renewal or new membership.
10. Payment plans – you must enter your credit card number or bank account in the ACH payment plan option and set it up. It has been indicated that "Apple Pay" does not work.
11. Email yourself a receipt.

Let us know if you run into any problems.

Email Pickleball@OpelikaPickleball.com or if you need immediate assistance, text my personal phone – 901.301.3049