

A Stitch in Type

Abigail Luchsinger

The Craft of Cross Stitch in a Digital Design World

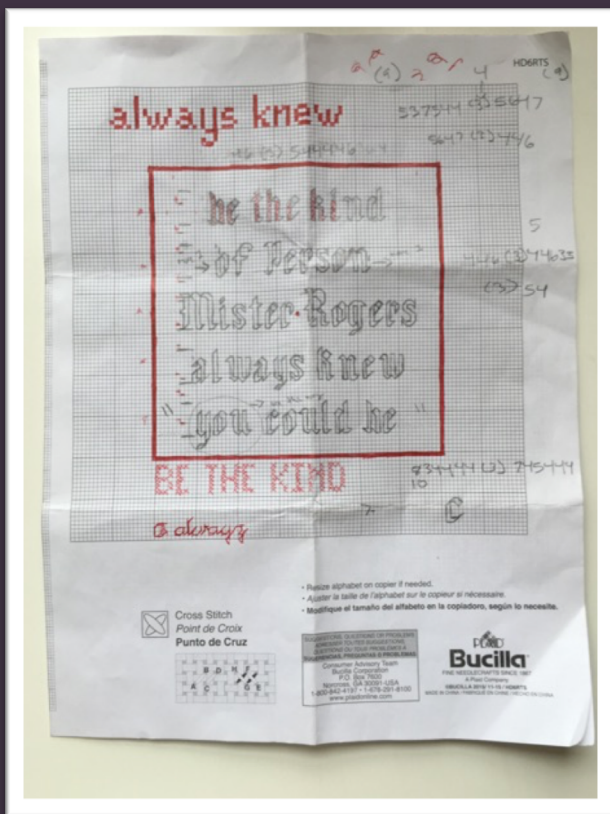
The process of craft to me is like breathing. It is the **inhalation of inspiration** and the **exhalation of application**.

As a digital designer, I often feel this pressure to work as quickly as possible. Design process becomes a fast cycle to reach a solution- it's not about enjoying the process, but rather about the effectiveness of the result. I hope to implement the meditative and joyful process of physical craft into my digital design process, along with the empathetic and user-driven passion that inspires the lengthy process of stitching.

To me, cross stitch is an unrealized 6th love language. I'll dedicate hours creating cross stitch pieces for people I care about. Cross stitch is a beautiful art form in that the process of creation is self care with the purpose of caring for others.

This elements of this Mister Rogers themed cross stitch are displayed together to **demonstrate the intricate simplicity** that goes into a cross stitch project.

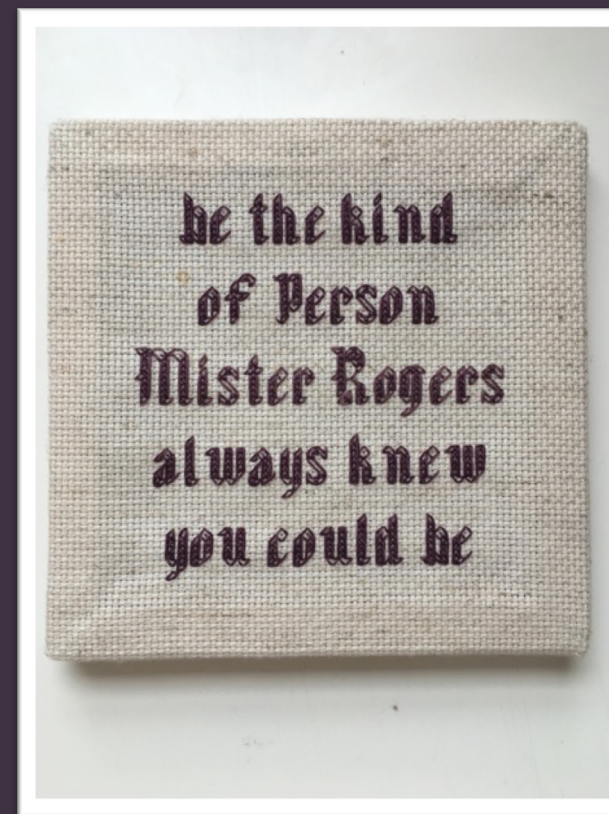
Created as a birthday present for my sister, this quote is meant to be both nostalgic And inspiring as she completes high school.



Pattern



String and Needle



Canvas

Pattern

Abigail Luchsinger

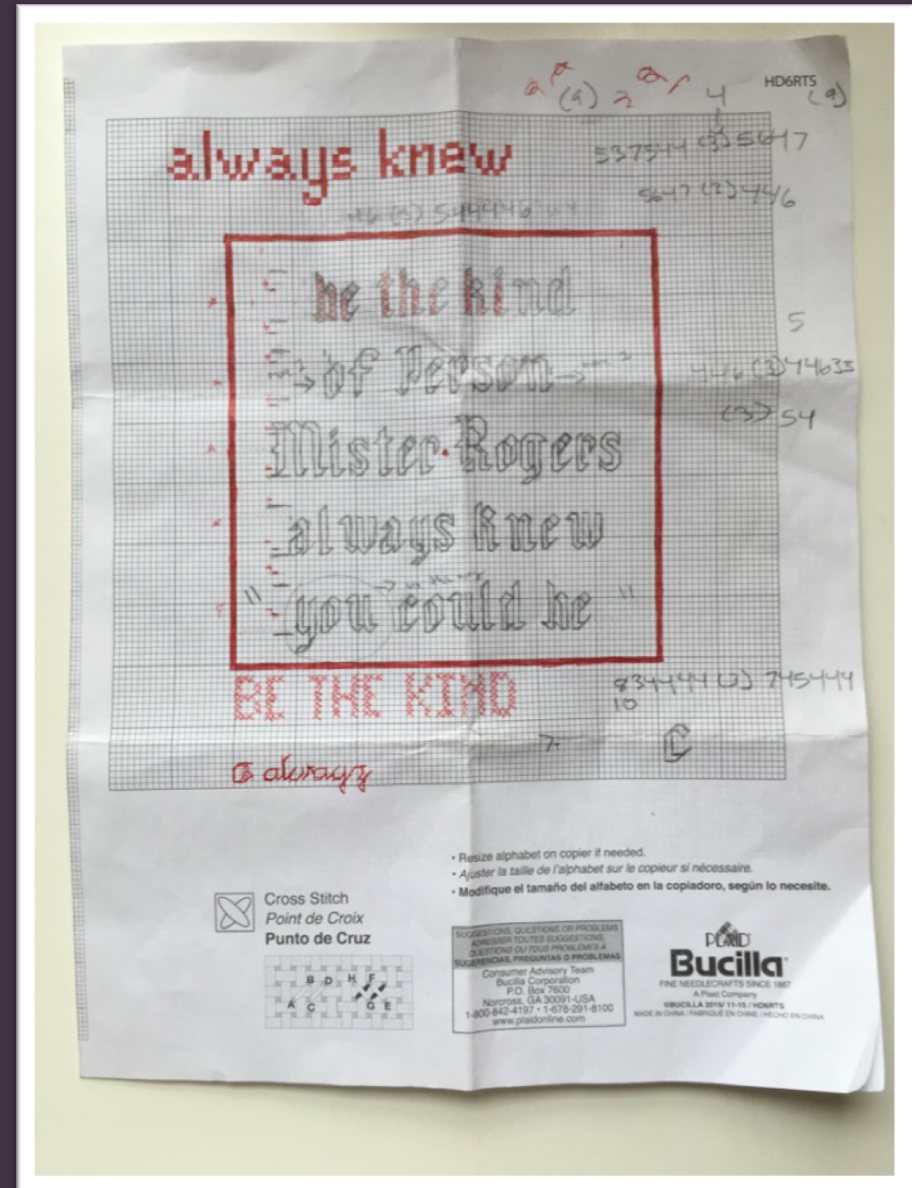
2018

Bucilla Canvas Kit Graph Paper

The first stage of the cross stitch process is planning and plotting out the pattern you will be following.

Using square graph paper, the spacing of the final piece is carefully calculated and annotated.

Fonts are drawn out and letters become an experiment in line and perception.





String and Needle

Abigail Luchsinger

2018

2 ply DMC Floss | Bucilla needle

To add dimension to the letters, two different shades of DMC plum floss are combined and threaded through a needle.

Because the weave of the canvas already has holes, a duller needle is used as to not create additional holes.

The floss is wrapped around a plastic spool to prevent knots and be easily transported.

Canvas

Abigail Luchsinger

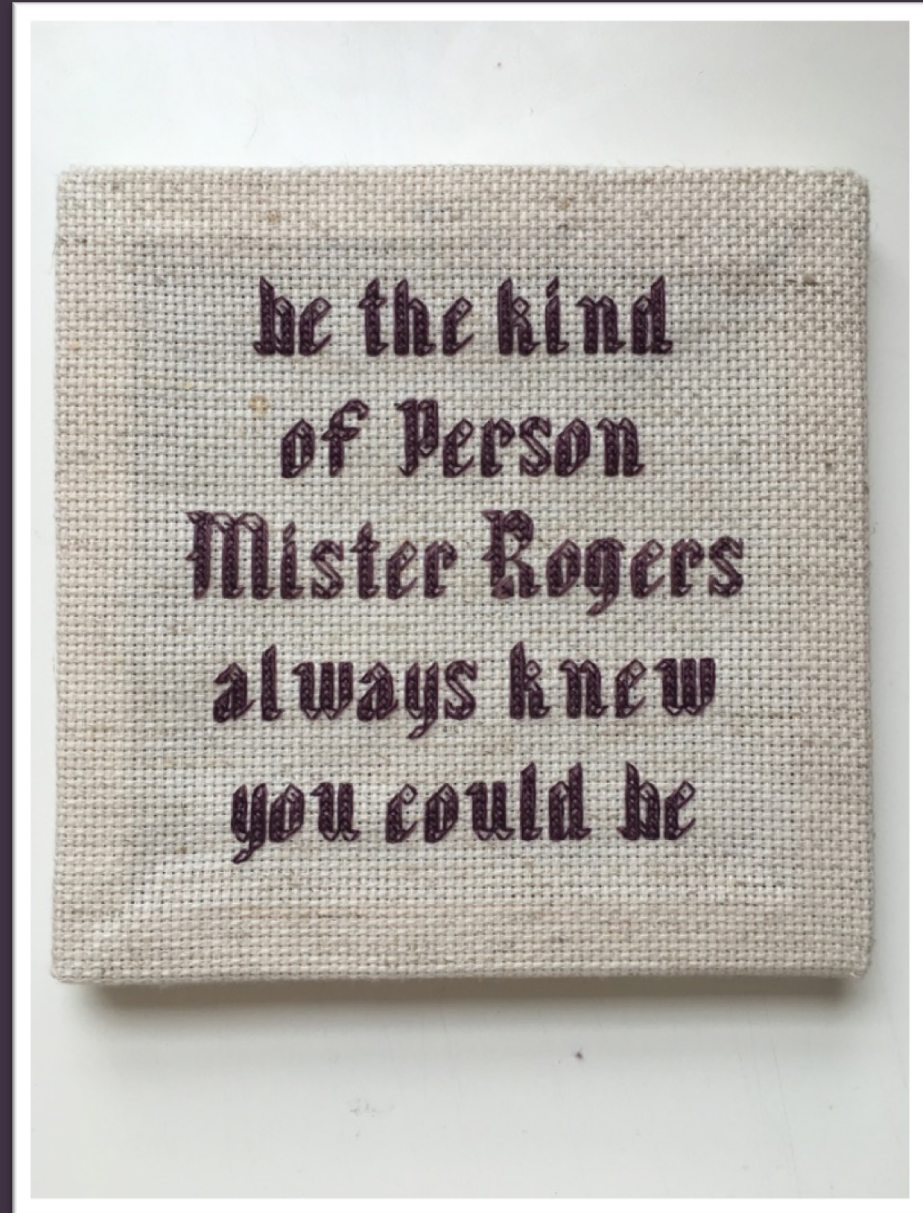
2019

Bucilla 6"x6" 14 ct. stretched Aida cloth

DMC thread in plum and light plum

Aida cloth is stretched over a square wooden frame to keep the canvas from distorting as it's being stitched,

The process of the stitching is calculated, time-consuming, and rhythmic: ilke a dance between the needle and the canvas where the pattern is the musical accompaniment.



The Steps of a Stich | A Dance Between Needle and Canvas



Step 1



Step 2



Step 3



Step 4



Step 5

