

Residential Permit Snapshot | Metropolitan Phoenix | 2023



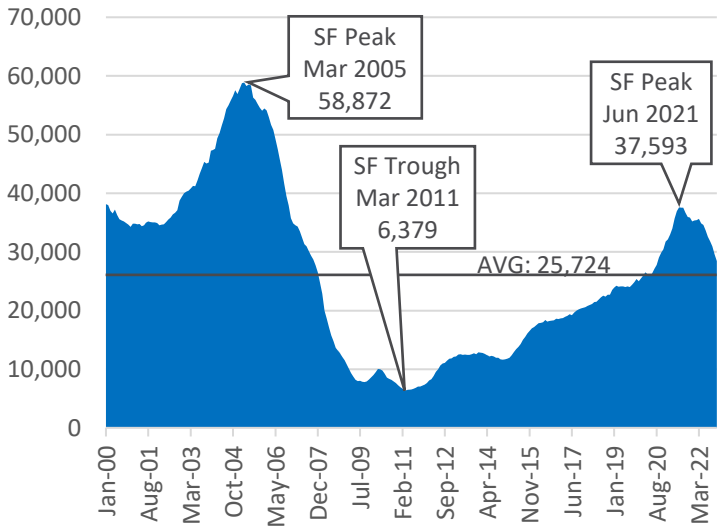
January Overview

Single Family			
Type	2023	2022	% Change
Monthly	1,102	3,013	-63.43%
YTD	1,102	3,013	-63.43%
Trailing 12 Mo.	24,917	35,380	-29.57%

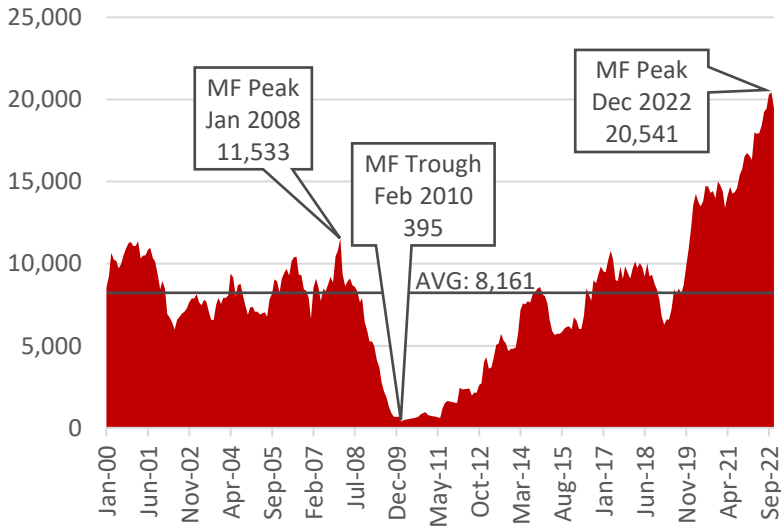
Multifamily			
Type	2023	2022	% Change
Monthly	333	1,255	-73.47%
YTD	333	1,255	-73.47%
Trailing 12 Mo.	19,619	16,581	18.32%

Combined			
Type	2023	2022	% Change
Monthly	1,435	4,268	-66.38%
YTD	1,435	4,268	-66.38%
Trailing 12 Mo.	44,536	51,961	-14.29%

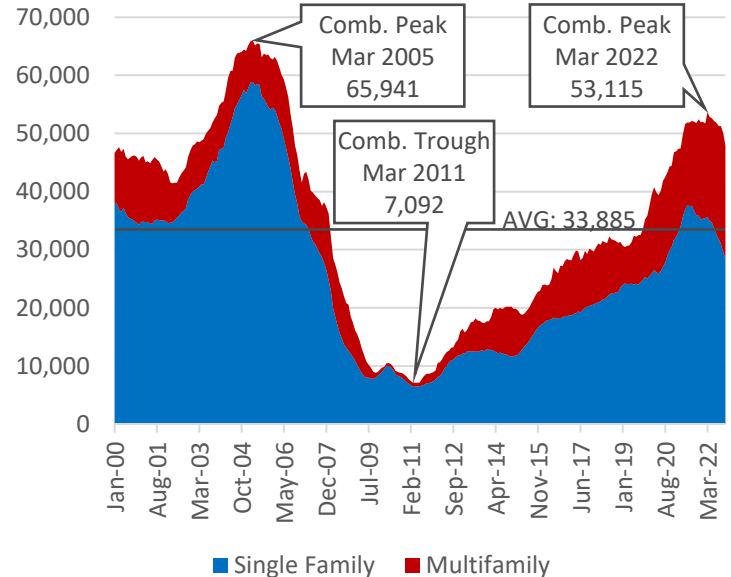
Trailing 12-Month Single Family Permits



Trailing 12-Month Multifamily Permits



Trailing 12-Month Combined Permits



For more information, please contact the [Colliers International Greater Phoenix LandSource Team](#):

Ramey Peru
Senior Vice President
602 222 5154
ramey.peru@colliers.com

John Finnegan
Senior Vice President
602 222 5152
john.finnegan@colliers.com

Colliers International
2390 E. Camelback Road
Suite 100
Phoenix, AZ 85016
www.colliers.com/greaterphoenix

This document/email has been prepared by Colliers International for advertising and general information only. Colliers International makes no guarantees, representations or warranties of any kind, expressed or implied, regarding the information including, but not limited to, warranties of content, accuracy and reliability. Any interested party should undertake their own inquiries as to the accuracy of the information. Colliers International excludes unequivocally all inferred or implied terms, conditions and warranties arising out of this document and excludes all liability for loss and damages arising there from. This publication is the copyrighted property of Colliers International and /or its licensor(s). © 2022. All rights reserved.