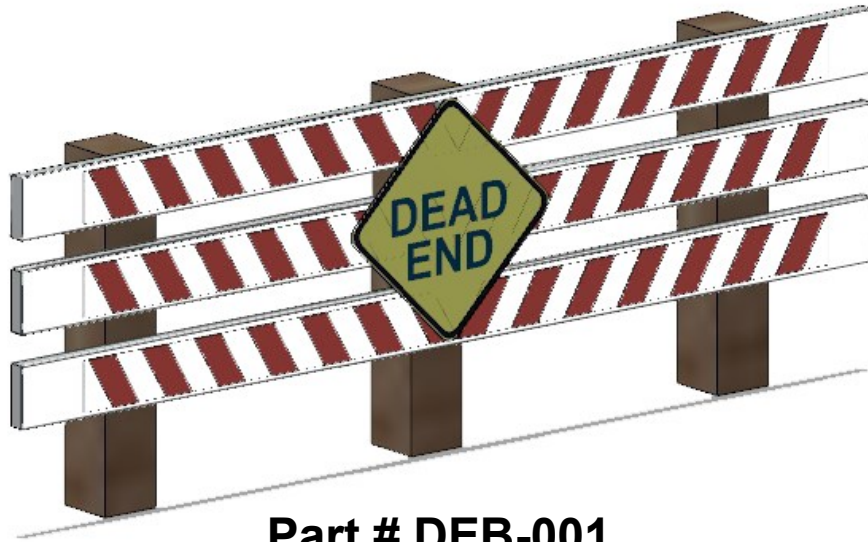


# How Build a Dead End Barrier



**Part # DEB-001**

## Suggested Materials



**White Glue**



**Small Brush**




**Sharp Scissors**



**Brown  
Paint**

## How Build a Dead End Barrier



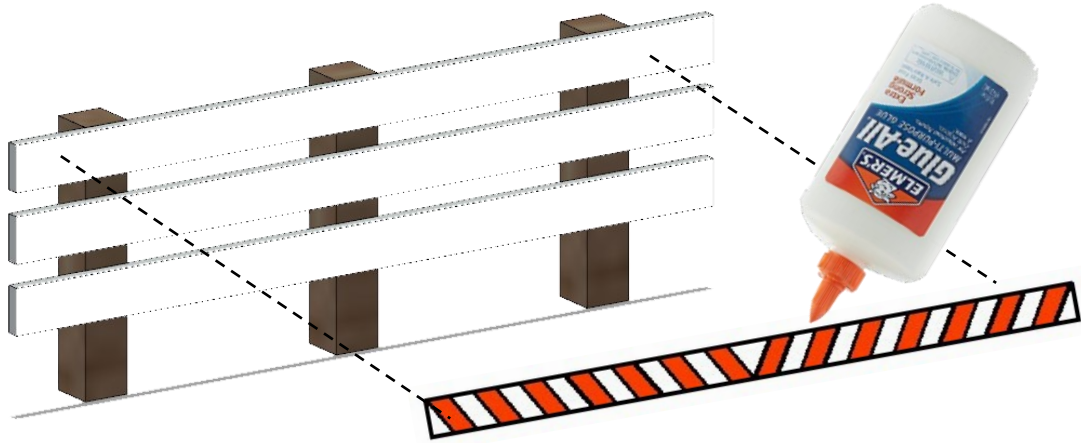
**The model comes unpainted in a white versatile plastic finish. Paint the posts flat brown and leave the cross planks white.**

**Print page-3 (Dead End Sign and Reflector Strips) on a sheet of glossy photo paper.**

# How Build a Dead End Barrier



## How Build a Dead End Barrier



**Carefully cut-out a sign and 3 - reflector strips that was printed on photo paper with a sharp pair of scissors. I included several of each for possible errors while cutting.**

**Apply a moderate film of white glue to the back of each reflector strip cut-out and mount them on each cross plank.**

## How Build a Dead End Barrier



**Apply a moderate film of white glue to back of the Dead End Sign cut-out from page-3 and center the sign on the barrier.**