



MARBED[®]
PROFESSIONAL DIESEL SERVICE TOOLS



Table of Contents organized by category.

1. BASIC EQUIPMENT

110	Pump mounting on test bench
120	Cushioned motoring coupling
130	ISO test equipment
140	Test bench spare parts
150	General equipment



2. PUMP EQUIPMENT

200	LDA
201	Tools for distribution
205	Camshaft less pumps
211	In line A, B, BV pumps
212	In line M, MV pumps
213	In line P, H, R pumps
214	Other in line pumps
221	BOSCH VA / VE / VP rotary pumps
222	DELPHI DPA, DPC, DPS, DP200, EPIC rotary pumps
230	Common Rail pumps



3. INJECTOR EQUIPMENT

310	Mechanical injectors
320	Common Rail injectors
330	Unit injectors



110



Pump clamping on test bench

Basic equipment





Pump clamping on test bench

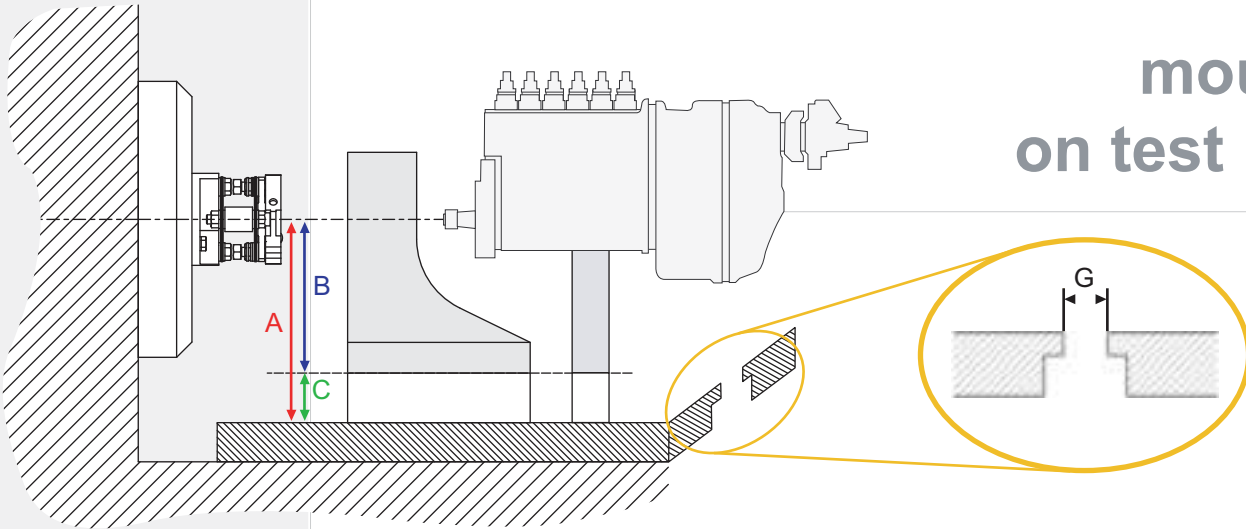
Basic equipment










110 PUMP CLAMPING ON TEST BENCH











Pump brackets	3 - 4
Flanged pump clamping	5 - 6
Immersed pump clamping	7 - 14



Pump mounting on test bench



		20				22	16	20
A		125	146,5	170	180,5	200	130	110
	B		125				130	110
	C		0	21,5	45	55,5	75	0
	optional spacer	-	<i>HARTRIDGE</i>  9644	<i>ODOLINI</i>  9644-A	<i>GUZZELLONI</i>  9425-A	<i>MAGASA</i>  9074	-	-
1		9680-A <i>BH 1 688 101 101</i> <i>BH 1 688 010 124</i> <i>ISO normative bench cradle - axle 125 - slide 20</i>					9679-A	9680-D
2		9422-B <i>Bracket for PE..H pumps flanged</i>					9422-BR	-
3		9590 <i>BH 1 688 030 030/33</i> <i>BH 1 685 720 160</i> <i>PES...P pumps bracket couple for BOSCH test bench- flange Ø 95</i>					-	-
4		9141 <i>BH 1 688 030 030/33</i> <i>BH 1 685 720 159</i> <i>PES...P pumps bracket couple for BOSCH test bench- flange Ø 107</i>					-	-
5		9085 <i>BH 1 688 120 022</i> <i>Bed to fix B pumps on test bench</i>					-	-

G		20				22	16	20
A B C	A	125	146,5	170	180,5	200	130	110
	B	125					130	110
	C	0	21,5 HARTRIDGE	45 ODOLINI	55,5 GUZZELLONI	75 MAGASA	0	0
	optional spacer	-	 9644	 9644-A	 9425-A	 9074	-	-
6		9422 BH 1 688 030 141 BH 1 688 030 032 PE..P pumps					-	-
7		9422-A BH 1 688 030 170 P8500, PE..H, PE..R pumps (VOLVO F16)					-	-
8		8124 BH 1 688 030 186 VP44 pumps (AUDI)					-	-
9		9423 BH 1 688 030 153 BH 1 688 030 095 P7800 pumps					-	-
10		9081 BH 1 688 030 044 A pumps					-	-
11		9084 BH 1 688 030 012 B pumps					-	-

Pump clamping flanges



9680-A

BH 1 688 010 124

Cradle bracket
on test bench



9601

BH 0 986 611 358

KDEP2963

Swivel vice cradle on **9260**



9356-A

Swivel vice on **8132**



Test bench flange for PES...A pumps
(on FIAT)

9478-B

BH 1 685 720 017



Test bench flange for PES...P-PV pumps
with \varnothing 95 hole

9478-C

BH 1 685 720 060



Test bench flange for PES...P pumps
(IVECO 190.26)
with \varnothing 107 hole

9479-D

BH 1 685 720 159



Test bench flange for PES... MW pumps
(MERCEDES, VOLVO etc.)
with \varnothing 68 hole

9478-A

BH 1 685 720 018

BH 1 685 720 017



Test bench flange for EP/VA.. VE.. CAV pumps
with \varnothing 50 hole

9478

BH 1 685 720 062



Test bench flange for CAV-DPS pumps
with \varnothing 68 hole
FORD TRANSIT

9478-E

BH 1 685 720 219



Test bench flange for VP44-VR30 pumps

8123

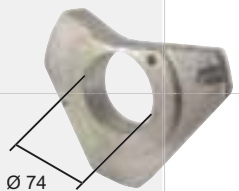

Test bench flange for VP44 pumps

9478-T

 Test bench flange for CATERPILLAR pumps SLIV series
 with \varnothing 68 hole

9478-F

 Test bench flange for pumps mounted on
 RENAULT MEGANE

9478-M

 Test bench flange for
 BOSCH PES...RSF...M pumps
 on BOSCH test bench
 MERCEDES 190 D

9746
BH 1 685 720 208

 Flange for fixing ZEXEL VP pumps on test benches.
 It requires the universa bracket 9680-A

8123-A


 Flange for Test bench for Common Rail pumps
 with 50mm hole, 13 holes.

9478-CR

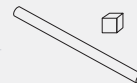


MARBED[®]
PROFESSIONAL DIESEL SERVICE TOOLS

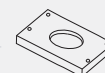
Clamping system for immersed pumps



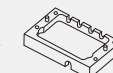
ROD AND ROD GUIDE



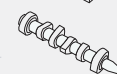
PLATE



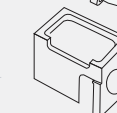
SPACER



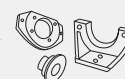
CAMSHAFT



CAMBOX



CLAMPING AND COUPLING



































Tools for the following application

PUMPS	K I T C O N F I G U R A T I O N			
	9562-ZX (in 1 wooden box)	9562-W (in 1 wooden box)	9562-KW (in 2 wooden boxes)	9562-KWY (in 3 wooden boxes)
BOSCH PFR1K	○	●	●	●
BOSCH PFR2K	○	●	●	●
BOSCH PFR3K	○	●	●	●
BOSCH PFR4K	○	●	●	●
BOSCH 1 cyl	○	○	●	●
BOSCH Q	○	○	●	●
STANADYNE 1 cyl	○	○	●	●
ZEXEL 1 cyl	●	○	○	○
ZEXEL 2 cyl	●	○	●	●
ZEXEL 3 cyl	●	○	●	●
ZEXEL 4 cyl	●	○	●	●
MINI 2-3-4 cyl	○	○	●	●
MINI 1 cyl	○	○	○	●
YANMAR 2 cyl K type	○	○	○	●
YANMAR 3 cyl K type	○	○	○	●
YANMAR 3 cyl K type	○	○	○	●
BOSCH PFM1P	○	○	○	●
BOSCH PFM1P 100	○	○	○	○
BOSCH PDM1Q60F	○	○	○	○
ZEXEL PFR3MD	○	○	○	○
ZEXEL PFR4MD	○	○	○	○
ZEXEL PFR3KD	○	○	○	○
ZEXEL PFR4KD	○	○	○	○

For the part numbers and the specific application, see the following table



































Bosch PFRK


















<p>PUMP</p>	 <p>75mm</p> <p>BOSCH PFR1K</p>	 <p>75mm</p> <p>BOSCH PFR2K</p>	 <p>75mm</p> <p>BOSCH PFR3K</p>	 <p>75mm</p> <p>BOSCH PFR4K</p>
<p>APPLICATION</p>	<p>-</p>	<p>-</p>	<p>-</p>	<p>-</p>
<p>ROD GUIDE</p>	<p>9562-G </p>	<p>9562-G </p>	<p>9562-G </p>	<p>9562-G </p>
<p>ROD</p>	<p>9562-F </p>	<p>9562-F </p>	<p>9562-F </p>	<p>9562-F </p>
<p>PLATE</p>	 <p>9562-A</p>	 <p>9562-C</p>	 <p>9562-D</p>	 <p>9562-E</p>
<p>SPACER</p>	 <p>9562-M4 <small>15</small></p>	 <p>9562-M4 <small>15</small></p>	 <p>9562-M4 <small>15</small></p>	 <p>9562-M4 <small>15</small></p>
<p>CAMSHAFT</p>	 <p>9564-A <small>7</small></p>	 <p>9564-A <small>7</small></p>	 <p>9564-A <small>7</small></p>	 <p>9564-A <small>7</small></p>
<p>CAMBOX</p>	 <p>9562-M1</p>	 <p>9562-M1</p>	 <p>9562-M1</p>	 <p>9562-M1</p>
<p>CLAMPING AND COUPLING</p>	<p>9576 </p> <p>9478-BXS 9680-A</p>	<p>9576 </p> <p>9478-BXS 9680-A</p>	<p>9576 </p> <p>9478-BXS 9680-A</p>	<p>9576 </p> <p>9478-BXS 9680-A</p>

Clamping system for immersed pumps

Zexel PFRK

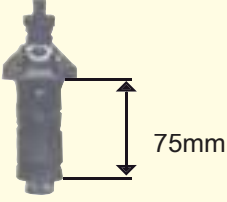
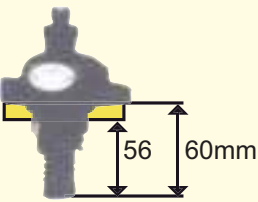



















PUMP	 75mm ZEXEL 1 cyl. - 4 holes	 68mm ZEXEL 2 cyl.	 68mm ZEXEL 3 cyl.	 68mm ZEXEL 4 cyl.
APPLICATION	SAME (*)	KUBOTA	mitsubishi	mitsubishi
ROD GUIDE	9562-G 	9562-R 	9562-LB 	9562-G 
ROD	9562-F 	9562-F 	9562-L 	9562-F 
PLATE	 9562-T	 9891	 9892	 9893
SPACER	 9562-M4 <small>15</small>	 9562-M5 <small>10</small>	 9562-M5 <small>10</small>	 9562-M5 <small>10</small>
CAMSHAFT	 9564-A <small>7</small>	 9564-A <small>7</small>	 9564-A <small>7</small>	 9564-A <small>7</small>
CAMBOX	 9562-M1	 9562-M1	 9562-M1	 9562-M1
CLAMPING AND COUPLING	 9576 9478-BXS 9680-A	 9576 9478-BXS 9680-A	 9576 9478-BXS 9680-A	 9576 9478-BXS 9680-A



PUMP	 YANMAR 2 cyl. K type	 YANMAR 3 cyl. K type 0703-3	 YANMAR 3 cyl. K type 0703-M3	
APPLICATION	John Deere JD650	John Deere JD750	John Deere JD650	
ROD GUIDE	-	-	-	
ROD	-	-	-	
PLATE	 TD9004	 TD9001	 TD9003	
SPACER	 9562-M5 <small>10</small>	 9562-M5 <small>10</small>	-	
CAMSHAFT	 9564-A <small>7</small>	 9564-A <small>7</small>	 9564-A <small>7</small>	
CAMBOX	 9562-M1	 9562-M1	 9562-M1	
CLAMPING AND COUPLING	 9576 9478-BXS 9680-A	 9576 9478-BXS 9680-A	 9576 9478-BXS 9680-A	


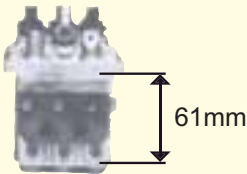












Clamping system for immersed pumps

Bosch - Stanadyne

PUMP	 <p>BOSCH 1 cyl. With ref. pin for start of delivery</p>	 <p>BOSCH Q</p>	 <p>STANADYNE 1 cyl</p>	
APPLICATION	-	-	-	
ROD GUIDE	Included in 9562-B	Included in 9563	Included in 9562-M3	
ROD	 <p>9562-F</p>	 <p>9562-F</p>	 <p>9562-F</p>	
PLATE	 <p>9562-B</p>	 <p>9563</p>	 <p>9562-M3</p>	
SPACER	 <p>9562-M4</p>	 <p>9562-M4</p>	 <p>9562-M4</p>	
CAMSHAFT	 <p>9564-A</p>	 <p>9564-A</p>	 <p>9564-A</p>	
CAMBOX	 <p>9562-M1</p>	 <p>9562-M1</p>	 <p>9562-M1</p>	
CLAMPING AND COUPLING	 <p>9576 9478-BXS 9680-A</p>	 <p>9576 9478-BXS 9680-A</p>	 <p>9576 9478-BXS 9680-A</p>	



NIPPONDENSO Mini




PUMP	 MINI 1 cyl.	 MINI 2-3-4 cyl.		
APPLICATION	-	-		
ROD GUIDE	9562-I 	9562-I 		
ROD	9562-F 	9562-H 		
PLATE	 9562-N	 9562-M2		
SPACER	-	-		
CAMSHAFT	 9564-B <small>6</small>	 9564-B <small>6</small>		
CAMBOX	 9562-M1	 9562-M1		
CLAMPING AND COUPLING	 9478-BXS 9680-A	 9478-BXS 9680-A		

Clamping system for immersed pumps

Zexel PFR...KD / PFR...MD

PUMP	 69,5mm ZEXEL PFR3KD	 69,5mm ZEXEL PFR4KD	 61mm ZEXEL PFR3MD	 61mm ZEXEL PFR4MD
APPLICATION	-	-	-	-
ROD GUIDE	 9562-I	 9562-I	 9562-I	 9562-I
ROD	 9562-F	 9562-F	 9562-F	 9562-F
PLATE	 9562-MD3	 9562-MD4	 9562-MD3	 9562-MD4
SPACER	 9562-M5 <small>10</small>	 9562-M5 <small>10</small>	-	-
CAMSHAFT	 9564-A <small>7</small>	 9564-A <small>7</small>	 9564-E <small>6</small>	 9564-E <small>6</small>
CAMBOX	 9562-M1	 9562-M1	 9562-M1	 9562-M1
CLAMPING AND COUPLING	 9576 9478-BXS 9680-A	 9576 9478-BXS 9680-A	 9576 9478-BXS 9680-A	 9576 9478-BXS 9680-A



PUMP	 BOSCH PFM 1P 90V	 BOSCH PFM 1P 100	 BOSCH PDM1Q60F	
APPLICATION	DEUTZ - SAME (****)	DEUTZ - SAME	FOCS. (**)	
ROD GUIDE	9562-FP 	Included in 9562-S	Included in 9562-FX	
ROD	 9562-F	 9562-F	 9562-F	
PLATE	 9562-P	 9562-S	 9562-FX	
SPACER	 9562-M4 <small>15</small>	 9562-M4 <small>15</small>	 9562-M4 <small>15</small>	
CAMSHAFT	 9564-C	 9564-C	 9564-A <small>7</small>	
CAMBOX	 9562-M1	 9562-M1	 9562-M1	
CLAMPING AND COUPLING	 9576 9478-BXS 9680-A	 9576 9478-BXS 9680-A	 9576 9478-BXS 9680-A	

(**) For this application special tools 9920-BD, 8080, 8081 and 9701-FX tool box are available.

(****) During mounting session, first introduce the tappet alone in the proper sliding guide and only after the pump body.

120



Pump coupling on test bench

Basic equipment





Pump coupling on test bench

Basic equipment

120

PUMP COUPLING ON TEST BENCH

Cushioned couplings	3 - 6
Conical couplings	7 - 9
Toothed couplings	10 - 13
Couplings for hubs	14 - 16
Keyed couplings	17

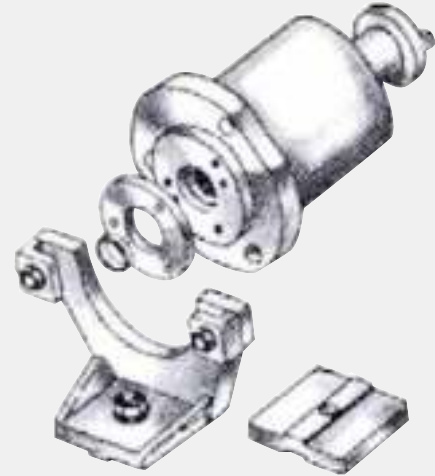




MARBED[®]
PROFESSIONAL DIESEL SERVICE TOOLS

9659

Cushioned Coupling for CAV-DPA-DPS- DPC-BOSCH VE



9659

Cushioned puller coupling
for CAV DPA, DPS, DPC
and BOSCH VE pumps
adaptable to all test benches by **9680-A (A)**
supplied with 3 gears



DPC **9659-I17**
gear - cone Ø 17



DPS **9659-I20**
gear - cone Ø 20



DPA **9659-IDPA**
CAV female gear - external Ø gear 35,5



DPA **9872**
CAV gear
NOT INCLUDED

ISO 4008/1 Anti-backlash driving couplings



These couplings can be used to drive left and right any pump up to 600 Nm.
They must turn inside the proper protective cover. RIF. **BH 1 685 510 016**



ISO 4008/1 anti-backlash coupling
length 116 mm.
Ø mm 115 - M10 holes

9873

BH 1 686 401 028
BH 1 686 401 029



ISO 4008/1 anti-backlash coupling
Ø mm 110 - M10 holes
(MAGASA F115 test bench)

9873-A

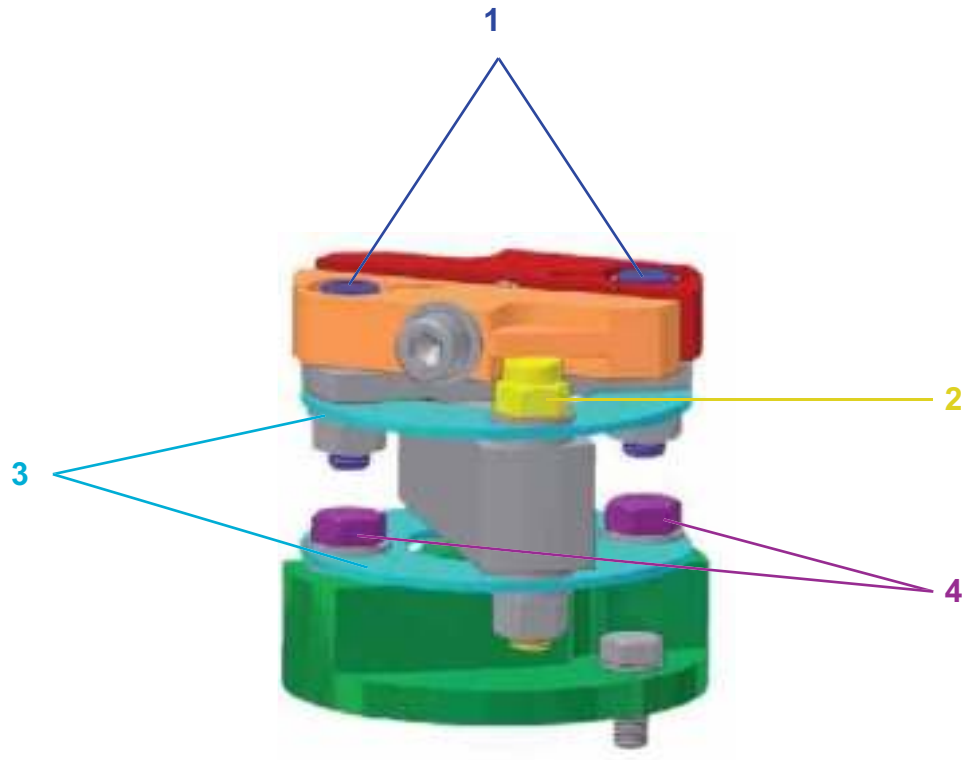



ISO 4008/1 anti-backlash coupling
Ø mm 115 - M12 holes

9873-R

BH 1 686 401 026
BH 1 686 401 027

Spare parts



1  **9873-303**

Vice screw

2  **9873-304**

Body screw

3  **9873-305**

Intermediate disk

4  **9873-309**

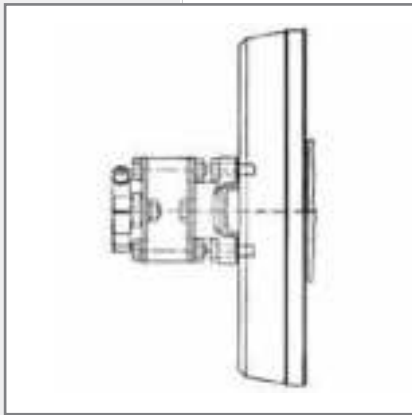
Screw for back plate



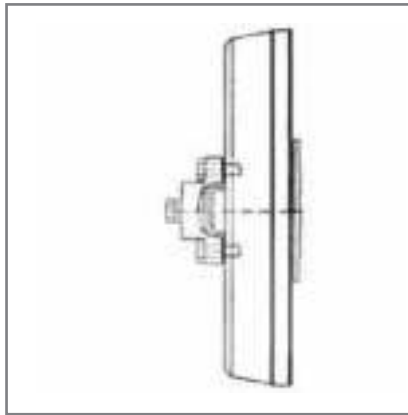
9873-I

Cushioned motoring couple 4008/1 ISO normative
for Bosch test beds without back plate

Mounting cardan lamellar motoring joint




1 - Cardan motoring hub on the bench (9873)



2 - Disassembly of a part of the cardan motoring hub on the bench (9873)



3 - Mount joint \varnothing 40 (9809-H) or \varnothing 35 (9809-HC)



Cardan lamellar coupling BOSCH
H pumps

9809-H

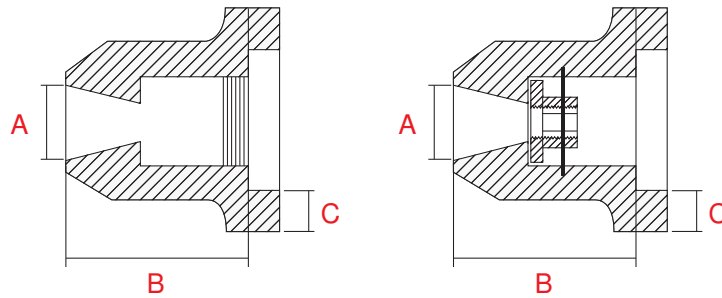
BH 1 685 702 075
BH 1 685 702 076
BH 1 686 401 024



Cardan lamellar coupling for BOSCH
P7100, P7800, R, H pumps







9809-HC

BH 1 685 702 073
BH 1 685 702 074
BH 1 686 401 024



Conical driving couplings

CODE	A	B	C	PULLER	NOTES
 9576	17	33	10	-	
 9473	17	60	10	 9463 BH 1 986 611 240 KDEP 2916	
 9577	17	90	10	 9463 BH 1 986 611 240 KDEP 2916	
 9747 BH 1 686 432 022	19 toothed	85	-	-	Pumps mounted on MERCEDES 190-250-D  9405 KDEP 1545 BH 0 986 612 056 clamp to block 9747 on test bench
 9578-B BH 1 686 430 024	20	58	12	incorporated (nut 14x1,5)	
 9578-A BH 1 686 430 010	20	50	10	-	BOSCH EP/VE pumps FORD TRANSIT (Splines 2 mm)

CODE	A	B	C	PULLER	NOTES
 9460	20	60	10	 9463 BH 1 986 611 240 KDEP 2916	
 9578	20	90	10	 9463 BH 1 986 611 240 KDEP 2916	
 9867	22	60	10	 9463 BH 1 986 611 240 KDEP 2916	6 cylinders SIMMS pumps
 9462-B BH 1 686 430 026 BH 1 686 430 030	25	58	12	incorporated (nut 18x1,5)	BOSCH P in-line pumps
 9461	25	60	10	 9463 BH 1 986 611 240 KDEP 2916	BOSCH P pumps
 9462	25	90	10	 9463 BH 1 986 611 240 KDEP 2916	BOSCH P pumps
 9462-A	25	110	12	 9463 BH 1 986 611 240 KDEP 2916	Stiffened external \varnothing 65 mm BOSCH P pumps

CODE	A	B	C	PULLER	NOTES
14  9685-C <i>BH 1 686 430 032</i>	30	58	12	incorporated (nut 20x1,5)	<i>BOSCH P 7100-P7800 pumps</i>
15  9685-A <i>BH 1 686 430 034</i>	30	85	12	 9463 <i>BH 1 986 611 240</i> <i>KDEP 2916</i>	<i>BOSCH P 7100-P7800 pumps</i>
16  9809-BC <i>BH 1 686 430 038</i>	35	58	12	incorporated (nut 24x1,5)	<i>Cone depth mm 30 BOSCH P 7100-P7800 and P8500 pumps</i>
17  9809-BL <i>BH 1 686 430 040</i>	35	85	12	incorporated (nut 24x1,5)	<i>Cone depth mm 40 BOSCH P 7100-P7800 and P8500 pumps</i>
18  9809-HC <i>BH 1 685 702 073</i> <i>BH 1 685 702 074</i> <i>BH 1 686 401 024</i>	35			-	<i>Cardan lamellar coupling for BOSCH P7100, P7800, R, H pumps</i>
19  9809-H <i>BH 1 685 702 075</i> <i>BH 1 685 702 076</i> <i>BH 1 686 401 024</i>	40			-	<i>Cardan lamellar coupling BOSCH H pumps</i>
20  9809-HS	40	94	12	-	<i>With 2 nuts</i>















Toothed driving couplings

CODE	 	TEETH No.	WRENCH	PULLER	NOTES
1  9408	17	12+1	-	-	CAV-DPA pumps
2  9747 BH 1 686 432 022	19 conical	10	-	-	Pumps mounted on MERCEDES 190-250-D  9405 KDEP 1545 BH 0 986 612 056 clamp to block 9747 on test bench
3  9151	26	31	 9036	-	FIAT
4  9255	28	15	-	-	LOMBARDINI
5  9854	28,5	6	-	-	TOYOTA
6  9862	29	37	 9863	-	IVECO 90-110



CODE	 	TEETH No.	WRENCH	PULLER	NOTES
 9150	32,5	42	 9030	-	FIAT TIGROTTO
 9153	33	68	 9037	-	MERCEDES 220 D
 9155	33	65	 9043	 9455	OPEL
 9154	34,5	25+1	 9038	-	BOSCH / CAV PEUGEOT D FIAT
 9884	35,2	45	-	-	FIAT THEMA - CROMA
 9350	39	50	 9349	 9894	SOFIM 132
 9409	39,5	24	-	-	CAV pumps on PERKINS



CODE		 	TEETH No.	WRENCH	PULLER	NOTES
14	 8023	44	58	-	 8024	<i>MERCEDES SPRINTER</i>
15	 9809-C	45	37	 9809-D	 9809-E	<i>IVECO EUROTEC</i>
16	 8090	50	22+1	 8091	 8092	<i>IVECO EURO CARGO 150E 23 - 120E 23 MW</i>
17	 9868-A	74,2	41	-	 9868-B	<i>IVECO 180.26</i>



9875-W


Set of pullers for pump gears supplied in an elegant wooden case for IVECO, FIAT, MERCEDES, PEUGEOT, OPEL



9894

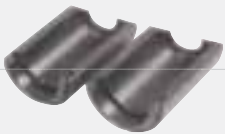
Puller for Ø 38-39 pump gears
 BOSCH MW, P mounted on IVECO 180.24,
 FIAT DUCATO component part numbers:

- 9875-E** Body
- 9875-C** Pair of half shells for 9894 - gear Ø 38-39
- 9875-D** Slide bush



9875-A

Pair of half shells for 9894 gear Ø 28



9875-B

Pair of half shells for 9894 gear Ø 33



9809-E

Complete puller for Ø 45 pump gears



9868-B









Complete puller for Ø 74,2 pump gears





9875-W	9875
○	○
○	○
○	○
○	○
○	○

Driving couplings for hubs



CODE	APPLICATION	PULLER	NOTES
1  9998-A	<i>LUCAS DPC and BOSCH VE pumps mounted on VW POLO 1900, GOLF TD</i>	 9998	3 holes
2  9865	<i>CAV-DPS pumps mounted on FORD YORK, TRANSIT</i>	 9866	3 holes
3  9868	<i>BOSCH P pumps 6 cyl. mounted on IVECO TURBOSTAR 190.36</i>	 9869	$\varnothing 100$ holes $\varnothing 11$
4  9645 <i>KDEP 1033</i>	BOSCH P pumps mounted on MERCEDES, MAN ecc..	incorporated	PULLER COUPLING Tooth mm 12
5  9803 <i>KDEP 1557</i> <i>BH 0 986 612 079</i>	<i>BOSCH P7100 - P7800 pumps mounted on IVECO TURBOSTAR MERCEDES 19.44</i>	incorporated	PULLER COUPLING Tooth mm 12
6  9343	<i>SIMMS e BOSCH PES...P pumps mounted on FORD YORK e TRANSIT</i>	-	4 holes - old type

CODE	APPLICATION	PULLER	NOTES
7  9865-A	<i>VE PUMPS on FORD TRANSIT ORION</i>	 9866-A	<i>4 holes</i>
8  9420	<i>Pumps mounted on FIAT 170</i>	 9874	<i>Ø 170</i>
9  9464	<i>BOSCH P pumps mounted on SCANIA 141</i>	-	<i>Ø 110 holes Ø 13</i>
10  9026	<i>Pumps mounted on FIAT 697</i>	-	<i>Ø 93 4 holes Ø 10 2 holes Ø 11</i>
11  9429	<i>BOSCH PES...P pumps mounted on JOHN DEER</i>	incorporated	PULLER COUPLING <i>3 holes adapter to be used with 9026</i>
12  9430	<i>BOSCH PES...P pumps mounted on JOHN DEER</i>	incorporated	PULLER COUPLING <i>4 holes adapter to be used with 9026</i>
13  9401	<i>Pumps mounted on FIAT 690</i>	-	<i>Ø 90 holes Ø 8</i>

CODE	APPLICATION	PULLER	NOTES
14  9457	<i>CAV pumps mounted on FIAT 242 etc..</i>	 Ø 60 9459	Ø 60 4 holes
15  9684	<i>CAV pumps mounted on PERKINS</i>	-	Ø 60 3 holes
16  9419	-	-	-

Keyed driving couplings



8151

Motoring coupling for
common rail pumps
Key: width 8 mm
Tooth: 12 mm
MERCEDES



8152

Motoring coupling for
common rail pumps
Key width: 9 mm
Tooth: 12 mm
FIAT



8152-10

Motoring coupling for
common rail pumps
Key width: 10 mm
Tooth: 12 mm
FORD



9482

Motoring coupling for
CATERPILLAR 955-K (Ø 35 mm)
Key width: 13 mm
Key height: 12 mm
Tooth: 10 mm
CATERPILLAR

130



ISO test equipment

Basic equipment





ISO test equipment

Basic equipment

130

ISO TEST EQUIPMENT

Test injectors	3 - 6
Test injector brackets	7 - 8
High pressure pipes	9 - 11



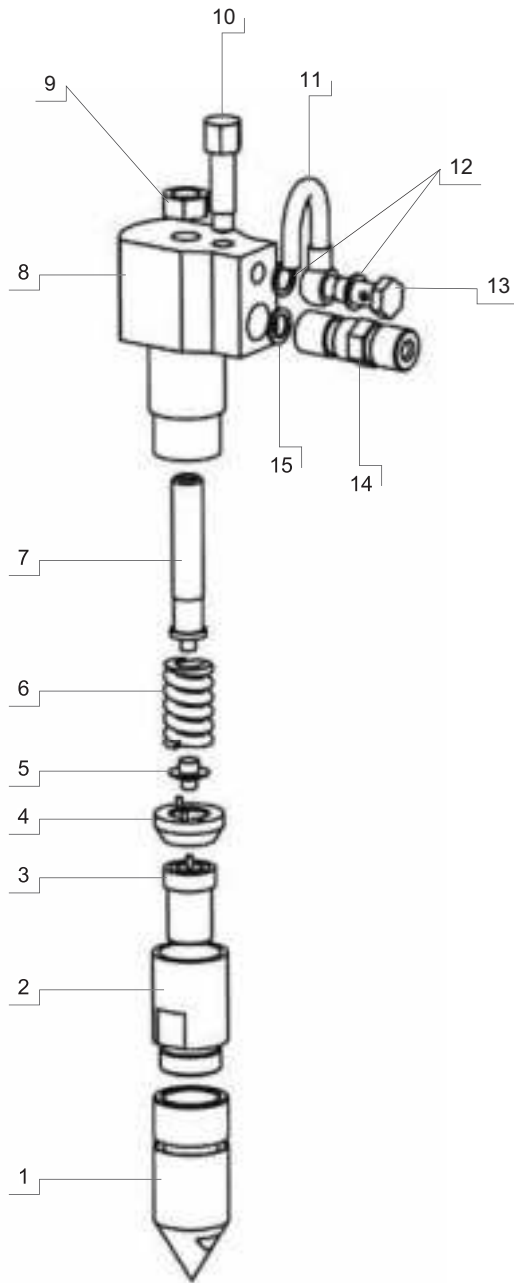
ISO test injectors

TYPE I ISO 7440

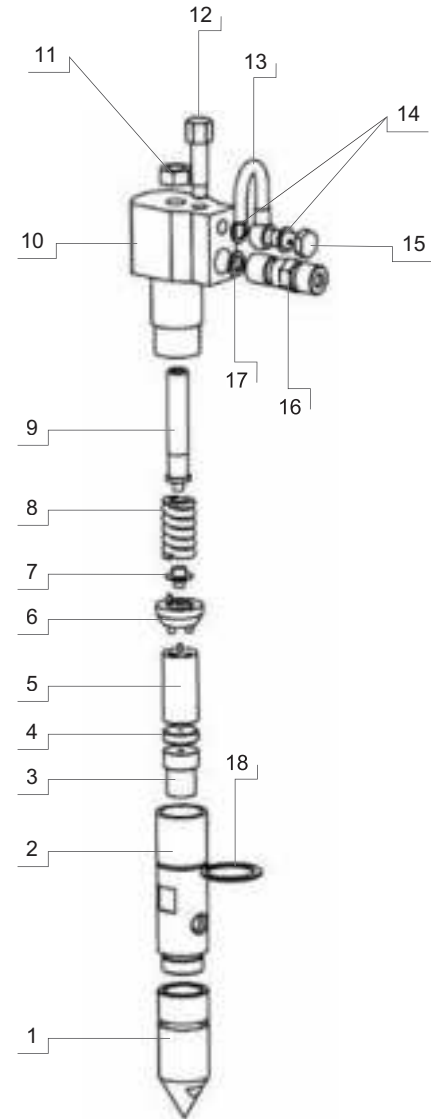
TYPE II ISO 7440

CODE	PRESSURE	ORIFICE PLATE	RIF.
84.05.022	130 BAR	-	1 688 901 022

CODE	PRESSURE	ORIFICE PLATE	RIF.
84.05.023	172 BAR	diam. 0,4 mm	1 688 901 023
84.05.025	172 BAR	diam. 0,5 mm	1 688 901 025
84.05.027	250 BAR	diam. 0,5 mm	1 688 901 027



1	84.70.003	Spray damper assy
2	84.60.012	Nut retainer
3	84.40.992	Valve assy needle (rif. 1 688 901 992)
4	84.45.992	Spacer
5	84.15.001	Spindle
6	84.30.002	Spring
7	84.13.001	Registry screw
8	84.10.004	Body holder
9	84.14.001	Locknut pressure adjusting
10	84.12.001	Screw assy bleeder
11	84.99.001	Tube
12	84.18.001	Gasket
13	84.17.001	Screw
14	84.20.002	Fuel inlet stud assy
15	84.19.001	Gasket

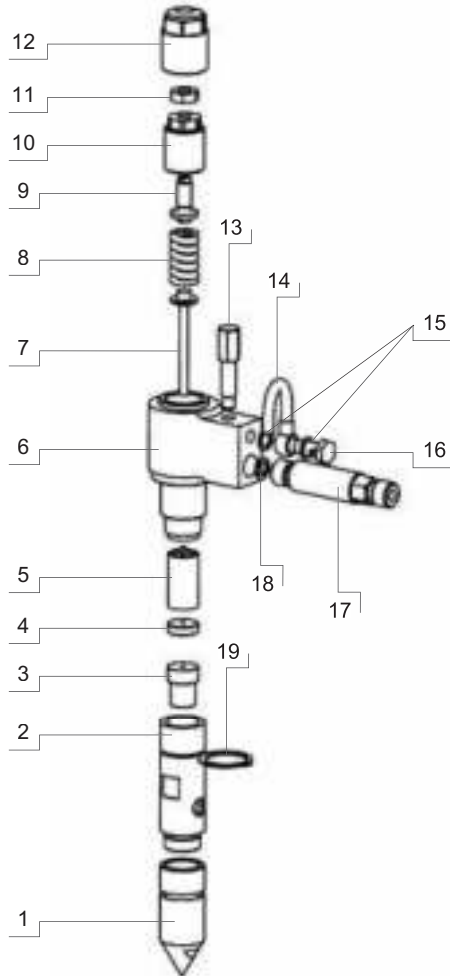


1	84.70.003	Spray damper assy
2	84.60.010	Nut retainer
3	84.80.000	Adapter
4	84.50.V*	Orifice Plate
5	84.40.991	Valve assy needle (rif. 1 688 901 991)
6	84.45.991	Spacer
7	84.15.001	Spindle
8	84.30.002	Spring
9	84.13.001	Registry screw
10	84.10.004	Body holder
11	84.14.001	Locknut pressure adjusting
12	84.12.001	Screw assy bleeder
13	84.99.001	Tube
14	84.18.001	Gasket
15	84.17.001	Screw
16	84.20.002	Fuel inlet stud assy
17	84.19.001	Gasket
18	57.E1.025	Seeger

TYPE III ISO 7440

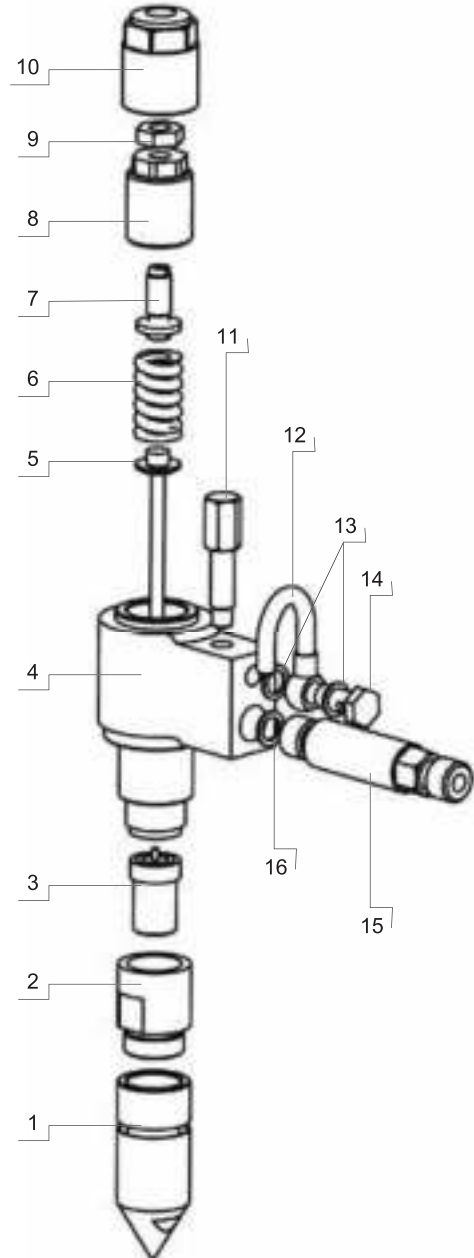
TYPE IV ISO 7440

CODE	PRESSURE	ORIFICE PLATE	RIF.
84.05.015	207 BAR	diam. 0,4 mm	1 688 901 015 - AI104
84.05.016	207 BAR	diam. 0,5 mm	1 688 901 016 - AI105
84.05.017	207 BAR	diam. 0,6 mm	1 688 901 017 - AI106
84.05.018	207 BAR	diam. 0,7 mm	1 688 901 018 - AI107
84.05.019	207 BAR	diam. 0,8 mm	1 688 901 019 - AI108
84.05.020	172 BAR	diam. 0,6 mm	1 688 901 020 - AI106



1	84.70.003	Spray damper assy
2	84.60.003	Nut retainer
3	84.80.000	Adapter
4	84.50.V*	Orifice Plate
5	84.40.999	Valve assy needle (rif. 1 688 901 999 - AI100/4)
6	84.10.003	Body holder
7	84.15.002	Spindle
8	84.30.003	Spring
9	84.13.002	Registry screw
10	84.16.001	Spring retaining cup
11	84.14.002	Locknut pressure adjusting
12	84.11.001	Cover nut
13	84.12.002	Screw assy bleeder
14	84.99.001	Tube
15	84.18.001	Gasket
16	84.17.001	Screw
17	84.20.001	Fuel inlet stud assy
18	84.19.001	Gasket
19	57.E1.025	Seeger

CODE	PRESSURE	ORIFICE PLATE	RIF.
84.05.000	147 BAR	-	1 688 901 000 - AI123
84.05.009	172 BAR	-	1 688 901 009 - AI123



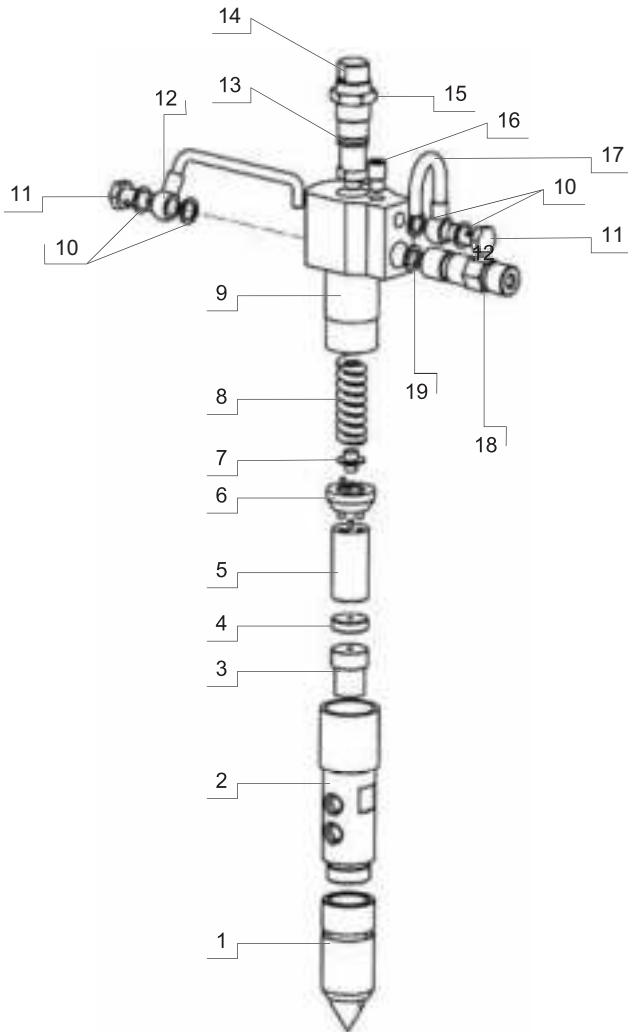
1	84.70.003	Spray damper assy
2	84.60.014	Nut retainer
3	84.40.014	Valve assy needle (rif. 0 681 443 014 - AI1/13)
4	84.10.003	Body holder
5	84.15.002	Spindle
6	84.30.003	Spring
7	84.13.002	Registry screw
8	84.16.001	Spring retaining cup
9	84.14.002	Locknut pressure adjusting
10	84.11.001	Cover nut
11	84.12.002	Screw assy bleeder
12	84.99.001	Tube
13	84.18.001	Gasket
14	84.17.001	Screw
15	84.20.001	Fuel inlet stud assy
16	84.19.001	Gasket

TYPE VII ISO 14681

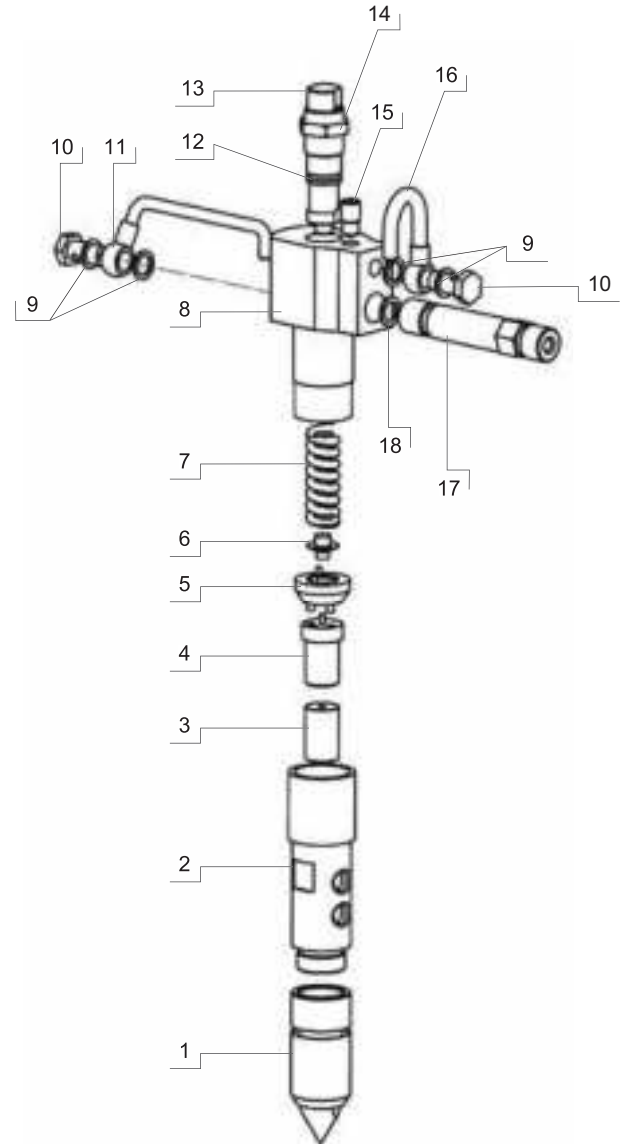
TYPE VIII ISO 14681

CODE	PRESSURE	ORIFICE PLATE	RIF.
84.05.101	207 BAR	diam. 0,6 mm	1 688 901 101
84.05.102	250 BAR	diam. 0,6 mm	1 688 901 102
84.05.103	207 BAR	diam. 0,7 mm	1 688 901 103
84.05.104	250 BAR	diam. 0,7 mm	1 688 901 104
84.05.105	207 BAR	diam. 0,8 mm	1 688 901 105
84.05.106	250 BAR	diam. 0,8 mm	1 688 901 106
84.05.109	207 BAR	diam. 0,5 mm	1 688 901 109
84.05.110	250 BAR	diam. 0,5 mm	1 688 901 110

CODE	PRESSURE	ORIFICE PLATE	RIF.
84.05.111	147 BAR	-	1 688 901 111
84.05.112	172 BAR	-	1 688 901 112
84.05.113	207 BAR	-	1 688 901 113



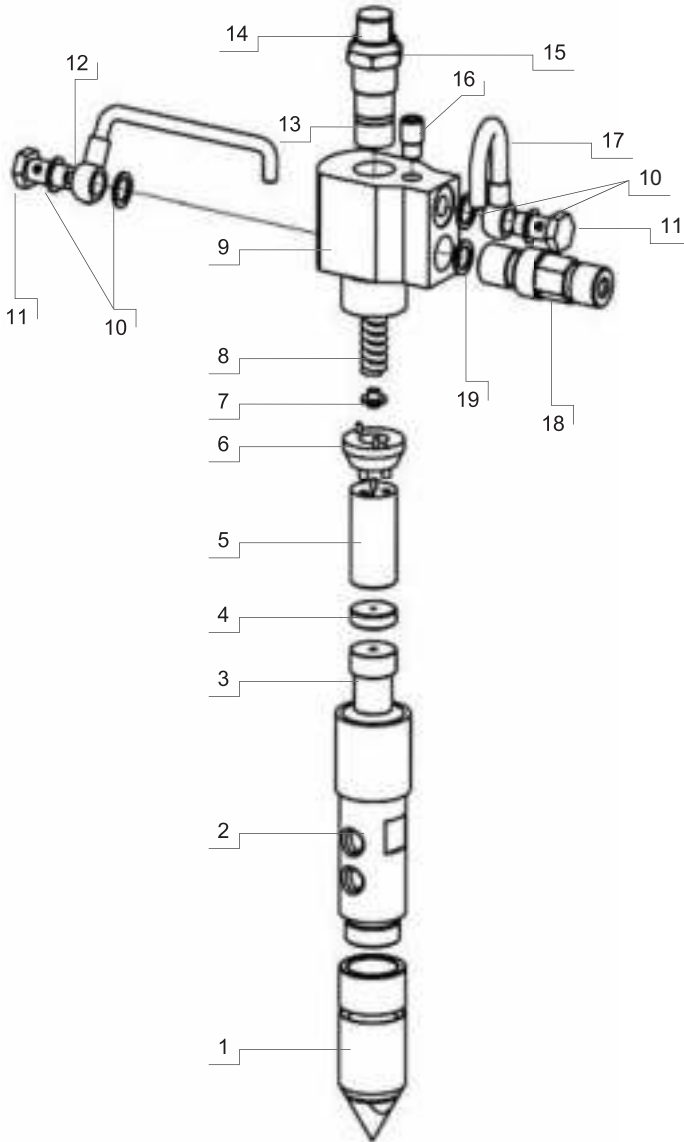
1	84.70.003	Spray damper assy
2	84.60.005	Nut retainer
3	84.80.000	Adapter
4	84.50.V*	Orifice Plate
5	84.40.990	Valve assy needle (rif. 1 688 901 990)
6	84.45.990	Spacer
7	84.15.003	Spindle
8	84.30.004	Spring
9	84.10.005	Body holder
10	84.18.001	Gasket
11	84.17.001	Screw
12	84.99.002	Tube
13	84.21.001	O-ring
14	84.13.003	Registry screw
15	84.14.003	Locknut pressure adjusting
16	84.12.003	Screw assy bleeder
17	84.99.001	Tube
18	84.20.003	Fuel inlet stud assy
19	84.19.001	Gasket



1	84.70.003	Spray damper assy
2	84.60.005	Nut retainer
3	84.80.210	Adapter
4	84.40.988	Valve assy needle (rif. 1 688 901 988)
5	84.45.990	Spacer
6	84.15.003	Spindle
7	84.30.004	Spring
8	84.10.005	Body holder
9	84.18.001	Gasket
10	84.17.001	Screw
11	84.99.002	Tube
12	84.21.001	O-ring
13	84.13.003	Registry screw
14	84.14.003	Locknut pressure adjusting
15	84.12.003	Screw assy bleeder
16	84.99.001	Tube
17	84.20.005	Fuel inlet stud assy
18	84.19.001	Gasket

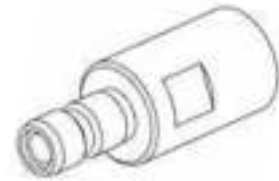
TYPE IX ISO 14681

CODE	PRESSURE	ORIFICE PLATE	RIF.
84.05.114	207 BAR	diam. 0,4 mm	1 688 901 114
84.05.115	250 BAR	diam. 0,4 mm	1 688 901 115
84.05.116	207 BAR	diam. 0,5 mm	1 688 901 116
84.05.117	250 BAR	diam. 0,5 mm	1 688 901 117



- 1 84.70.003 Spray damper assy
- 2 84.60.005 Nut retainer
- 3 84.80.000 Adapter
- 4 84.50.V* Orifice Plate
- 5 84.40.987 Valve assy needle (rif. 1 688 901 987)
- 6 84.45.987 Spacer
- 7 84.15.004 Spindle
- 8 84.30.005 Spring
- 9 84.10.006 Body holder
- 10 84.18.001 Gasket
- 11 84.17.001 Screw
- 12 84.99.002 Tube
- 13 84.21.001 O-ring
- 14 84.13.004 Registry screw
- 15 84.14.003 Locknut pressure adjusting
- 16 84.12.003 Screw assy bleeder
- 17 84.99.001 Tube
- 18 84.20.004 Fuel inlet stud assy
- 19 84.19.001 Gasket

SPECIFIC APPLICATION ON BOSCH 815 TEST BENCHES AND SIMILAR



In place of the standard spray damper, the proper adaptor **84.70.005** allows to install any ISO test injector into the specific quick release couplings installed on Bosch test benches mod. 815 and similar

SPECIFIC APPLICATION ON HARTRIDGE AVM TEST BENCHES AND SIMILAR



The proper adaptor **84.70.006** is specifically designed to install any ISO test injector into specific quick release couplings installed on Hartridge test benches mod. AVM and similars.

9922

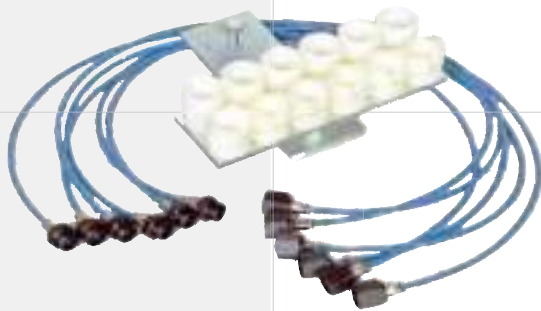

Reduction nylon bushing for damper to be applied on different test benches (not on BOSCH) 32 x 26.

* It depends on the model of the test injector. For the appropriate part number use the following table.

84.50.V4	diam. 0,4 mm	rif. 1 680 103 094 - A1104/1
84.50.V5	diam. 0,5 mm	rif. 1 680 103 095 - A1105/1
84.50.V6	diam. 0,6 mm	rif. 1 680 103 096 - A1106/1
84.50.V7	diam. 0,7 mm	rif. 1 680 103 097 - A1107/1
84.50.V8	diam. 0,8 mm	rif. 1 680 103 098 - A1108/1

Mounting device for ISO test injectors

TRADITIONAL DESIGN



Device to be installed on test bench bed in order to hold until 6 ISO test injectors for applications where short test pipes are required (e.g. 450 mm).

The kit includes:

- 6 nylon bushings to hold type III & IV test injectors,
- 6 bushings for type I, II, VII, VIII & IX test injectors,
- 6 flexible pipes with fast connections to connect test injectors to the dampers (to be placed on the graduated test tubes).

9919

*KDEP 1140
BH 0 986 611 876*



Device to be installed on test bench bed in order to hold until 6 ISO test injectors on application where short test pipes are required (e.g. 450 mm).


The kit includes:

- 6 nylon bushings to hold type III & IV test injectors,
- 6 bushings for type I, II, VII, VIII & IX test injectors,
- 6 flexible pipes with reinforced fast connections suitable for high pressure, to connect test injectors to the dampers (to be placed on the graduated test tubes).

9919-A

BH 0 986 611 876

NEW DESIGN



Test injector holder for test bench according to ISO requirements. (application with short high pressure pipes: 6 x 2 x 450 mm)

84.90.10

*KDEP 1140
BH 0 986 611 876*



Interface to hold the bracket for ISO test injectors on HARTRIDGE test benches

70.12.022

OPTIONAL

Spare parts

	PICTURE	DESCRIPTION	9919 	9919-A 
SPARE PARTS 9919 & 9919-A		Nylon bushing for ISO test injectors TYPE III and IV	9921	
		Nylon bushing for ISO test injectors TYPE I, II, VII, VIII and IX	9921-A	
		Rilsan flexible pipe with quick connections on male and female fittings (20 x 1,5)	 9920	 9920-A
SPARE PARTS 9920 & 9920-A		Quick connection for flexible pipe	 9920-F	 9920-B
				 9920-C
		Female 20 x 1,5 fitting for flexible pipe	9920-D	
		Male 20 x 1,5 fitting for flexible pipe	9920-E	
		Adapter for old version of 9921 to old type IX test injectors	9981	







Rubber covered steel pipes

ISO normative 4093/1986 pipes for test benches with tested welded cones in special high resistant steel.

The pipes are equipped with antioil rubber coating to reduce vibrations and to decrease noise of 50%.





Test bench oil remains in temperature, shape set at the beginning remains the same all over the time.

CODE						NUT	APPLICATION
1	8037/A HH AHP114	6	1,75	2,5	330	12/12	EPIC (PSA) pumps
2	8074 BH 1 680 750 085	6	2,2	1,6	350	12/14	VE direct injection (Audi - Ford Transit)
3	8039/A HH AHP133	6	2,125	1,75	450	12/14	DP200 pumps
4	8071 BH 1 680 750 073 HH AHP120	6	2	2	450	12/14	VE direct injector DPCN LUCAS (BMW-Daily - Kangoo - Marea)
5	8072/A BH 1 680 750 015 HH AHP121	6	1,5	3	600	14/14	PE(S) ...P Pumps Bosch over 11 mm
6	8072/B BH 1 680 750 014 HH AHP117	6	2	2	600	12/14	K, A, M, MW DPC, DPS
7	8072 BH 1 680 750 008 HH AHP119	6	2	2	600	14/14	PE(S) ...P Pumps Bosch up to 11mm
8	8038/A HH AHP134	6	2,25	2,5	710	12/14	DP200 pumps
9	8073 BH 1 680 750 017 HH AHP118	6	2	2	840	12/14	VA VE DPS MW direct injection
10	8075/A BH 1 680 750 075 HH AHP124	8	2,5	3	1000	14/14	PE(S) ...P Pumps Bosch over 11mm



Steel pipings

ISO normative 4093/1986 pipings for test benches
 with tested welded cones in special high resistant steel

CODE					NUT	APPLICATION
1 8076 <i>BH 1 680 750 082</i>	6	2,25	1,5	267	12/14	<i>PFR 1K (similar) SAME - DEUTZ</i>
2 8037 <i>HH AHP114</i>	6	1,75	2,5	330	12/12	<i>VE direct injection (Audi - Ford Transit)</i>
3 9982 <i>BH 1 680 750 085</i>	6	2,2	1,6	350	12/14	<i>VE direct injection (Audi - Ford Transit)</i>
4 8039 <i>HH AHP133</i>	6	2,125	1,75	450	12/14	<i>DP200 pumps</i>
5 9923 <i>BH 1 680 750 073 HH AHP120</i>	6	2	2	450	12/14	<i>VE direct injector DPCN (BMW-Daily - Kangoo - Marea Fiat Croma, Fiat Ducato)</i>
6 9930/A <i>BH 1 680 750 015 HH AHP121</i>	6	1,5	3	600	14/14	<i>PE(S) ...P Pumps Bosch up to 11 mm</i>
7 9925 <i>BH 1 680 750 014 HH AHP117</i>	6	2	2	600	12/14	<i>K, A, M, MW DPC, DPS</i>
8 9925/A <i>BH 1 680 750 008 HH AHP119</i>	6	2	2	600	14/14	<i>PE(S) ...P Pumps Bosch up to 11mm (Scania)</i>
9 9930/B <i>BH 1 680 750 089</i>	8	2,5	3	600	14/14	<i>PE(S) ...P Pumps Bosch over 11mm</i>
10 8038 <i>HH AHP134</i>	6	2,25	1,5	710	12/14	<i>DP200 pumps</i>
11 9927 <i>BH 1 680 750 017 HH AHP118</i>	6	2	2	840	12/14	<i>VA, VE, DPA, DPS, MW direct injection (Ford Transit)</i>
12 9927/A <i>BH 1 680 750 028</i>	6	2	2	840	14/14	<i>VA DPA</i>
13 9929 <i>BH 1 680 750 075 HH AHP124</i>	8	2,5	3	1000	14/14	<i>PE(S) ...P Pumps Bosch over 11mm</i>
14 9982-M <i>BH 1 680 750 100</i>	6	1,9	2,2	350	12/14	<i>VP29/30 (FORD, ROVER)</i>
15 9926-M <i>BH 1 680 750 103</i>	6	2	2	450	12/14	<i>VP29/30</i>
16 9923-M <i>BH 1 680 750 101</i>	6	1,9	2,2	450	14/14	<i>VP44 (AUDI, BMW, FORD, NISSAN)</i>
17 9927-M <i>BH 1 680 750 102</i>	6	2	2	845	14/14	<i>VP44 (CUMMINS, J.DEERE, NISSAN, VOLVO)</i>

Piping tools




9897

Tool kit with 14 ground gauges
for the checking of ISO tubings
tolerance of 1 tenth f.e.



9111

Tube bender jig




140



Test bench spare parts

Basic equipment





Test bench spare parts

Basic equipment

140


TEST BENCH SPARE PARTS

Graduated test tubes

3 - 4

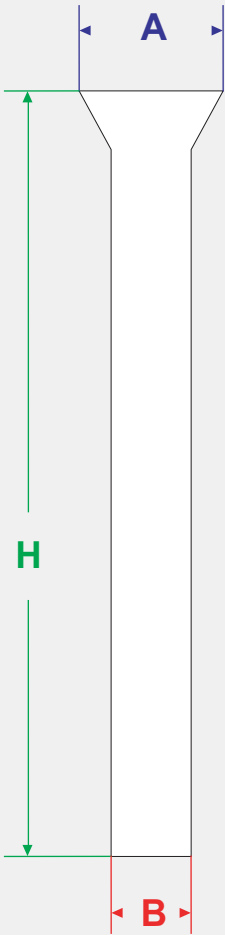
Auxiliary manometer unit

5



Conical graduated test tubes

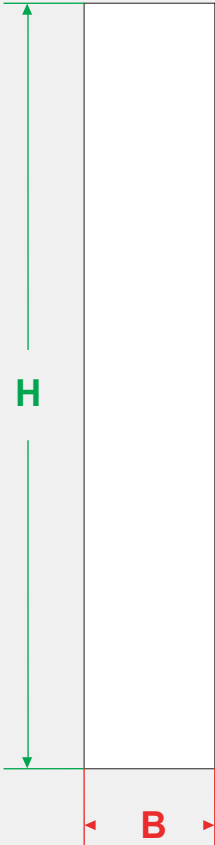
Graduated with mercury at 20°C
 to assure the maximum accuracy
 Set of 6, 8, 12 pieces are recommended



	CODE	CC	B Ø	A Ø	H	APPLICATION
1	80.06.0012	10	11	30,5	217	ODOLINI, RABOTTI
2	80.06.0022	12	11	30,5	217	ODOLINI, RABOTTI MERLIN
3	80.06.0003	12	12	27,5	217	HARTRIDGE
4	80.06.0009	25	15	32	223	ODOLINI
5	80.06.0013	30	17	27	240	ODOLINI, RABOTTI
6	80.06.3003	44	17	36	318	AEGE, ODOLINI BOSCH
7	80.06.0002	45	20	30	217	ODOLINI
8	80.06.0017	50	22	34	220	RABOTTI
9	80.06.0006	50	18	36	292	AEGE, ODOLINI
10	80.06.0008	150	29,5	36	320	BOSCH, DETEQ

Graduated test tubes

Graduated with mercury at 20°C
 to assure the maximum accuracy
 Set of 6, 8, 12 pieces are recommended




	CODE	CC	B Ø	H	APPLICATION
1	80.06.0010	100	28	222	ODOLINI
2	80.06.0016	130	32,8	218	RABOTTI, AEGE
3	80.06.0018 <i>BH 1 680 510 003</i>	150	34	239	BOSCH
4	80.06.0019	200	28	217	RABOTTI
5	80.06.0007	240	36,5	293	ODOLINI, DETEQ
6	80.06.0011	260	37,5	315	--
7	80.01.3004	260	36	318	DETEQ
8	80.06.0015 <i>BH 1 680 439 506</i>	260	37	320	BOSCH
9	80.06.0023	270	38	292	AEGE



MARBED[®]
PROFESSIONAL DIESEL SERVICE TOOLS

9632-A

Auxiliary manometer unit



9632-A

1 688 130 075

Auxiliary manometer unit to test rotary pumps on test bench,
equipped with:

*0-1,6 BAR manometer and correspondent
pressure regulator to test LDA devices*

*-1/0/+3 BAR combined vacuum manometer to check
the pump feed pressure and allow the vacuum tests*

0-16 BAR manometer to check the transfer pressure

0-2,5 BAR manometer to check the pump box pressure

Pipes and fittings

manometers

8140

0-1,6 BAR gliceroil manometer

8139

-1/0/+3 BAR gliceroil combined manometer and vacuum meter

9286

0-16 BAR gliceroil manometer for transfer pressure
Ø 63 - 3/8 GAS

9287

0-1 BAR gliceroil manometer for inlet pressure
Ø 63 - 3/8 GAS

9288

0-2,5 BAR gliceroil manometer for pressure charge
Ø 63 - 3/8 GAS

9302

-760/0 mmHg -1/0 BAR gliceroil vacuum meter

150



General equipment

Basic equipment





General equipment

Basic equipment

150

GENERAL EQUIPMENT

Measuring tools	3
Sealing	4
Low pressure pipes	5
TORX wrenches	6





9575

Magnetic comparator holder with push button

Magnetic base	60 x 50 x 55
Load bearing force	75 kg



9575-A

Magnetic comparator holder with push button
completely articulated

Articulated column length	300 mm
Magnetic base	50 x 70 x 65
Load bearing force	70 kg




9198

Depth gauge



9845

Centesimal electronic gauge
with digital reading
*it replaces the micrometer surveying the spacers
and washers dimensions*



9857

Ground superface plate
260 x 160 mm



Electric pen **9040**



Pen-nib **9041**



Copper spare pen **9040-A**



Seal pliers **9239**

Seal Ø 10 blister - Kgs. 1 **9240**

Spiraled metallic string for seals - Kgs. 1 **9241**



Original paint to seal
available in 4 colours: **paint**

9298	Yellow
9298-B	Blue
9298-G	Green
9298-R	Red
9298-W	White



9231

Upsetting press for aluminium and iron capsules
on low pressure hoses, to use with bench vice
Opening diam. 25 mm max




8021

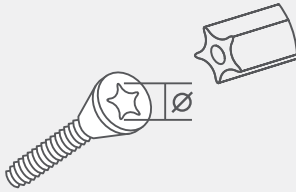


T40 screwdriver for fixed bracket BOSCH nozzle holder and hydraulic pump CP2 common rail on RENAULT F9Q732


9246

T40 bush for fixed bracket BOSCH nozzle holder and hydraulic pump CP2 common rail on RENAULT F9Q732, MW pumps


9246-I

T40 bit

 DIM	 BIT	 SCREWDRIVER	APPLICATION
2,7	9610-E	-	<i>CUMMINS</i>
3,3	9610-F	-	<i>STANADYNE</i>
3,9	9610-G	-	<i>MERCEDES ACTROS</i>
4,3	8063	9610-B	<i>DPCN</i>
6,3	8064	9610-C	<i>STANADYNE</i>
8,3	9610-D	-	<i>PERKINS</i>

200



LDA regulator

Pumps equipment





MARBED[®]
PROFESSIONAL DIESEL SERVICE TOOLS

LDA regulator

Pumps equipment

200

LDA REGULATOR

Test devices	3 - 4
Service tools in box	5 - 8
Other tools	9





MARBED[®]
PROFESSIONAL DIESEL SERVICE TOOLS

LDA

Governing delivery valve



Turbo testing instrument

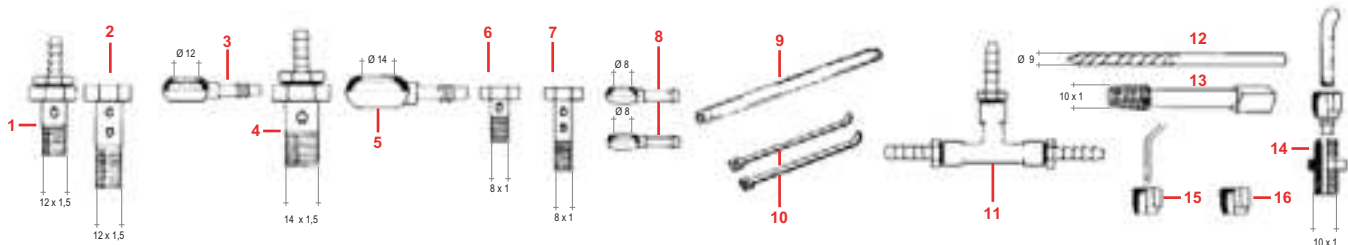
9851

This tester checks the maximum pressure BAR on LDA and on the exhaust manifold. It also checks the exhaust gas temperature.

This checking must be done on the motor vehicle.

9852

Kit for art. 9851

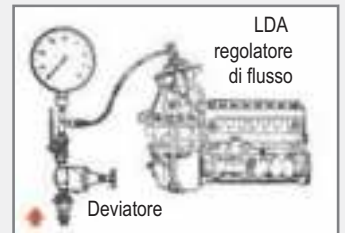


- | | | |
|-----------|----|---|
| 1 | 1 | drilled bolt 12x1,5 with clutch for nylon pipe to assemble to LDA. IVECO and SCANIA trucks, FIAT and other tractors |
| 2 | 1 | drilled bolt 12x1,5 to assemble to LDA with eye union. IVECO, SCANIA and other trucks. Double drilled bolt |
| 3 | 1 | eye union Ø 12 for nylon pipe Ø 8 int. |
| 4 | 1 | drilled bolt 14x1,5 with clutch for nylon pipe to assemble to LDA. IVECO and SCANIA trucks, FIAT and other tractors |
| 5 | 1 | eye union Ø 14 for nylon pipe Ø 8 int. |
| 6 | 1 | drilled bolt 8x1 to assemble to LDA. On European Diesel cars |
| 7 | 1 | double drilled bolt 8x1 to assemble to LDA. On European Diesel cars |
| 8 | 2 | eye unions Ø 8 for nylon pipe Ø 8 int. |
| 9 | 1 | 10 cm nylon pipe Ø 8 int. to be used like conjunction with the pipe given with the instrument Ø 6 int. |
| 10 | 2 | clamps for nylon pipes clamping |
| 11 | 1 | union with 3 ways for middle applications pipe of pressure feed on cars and trucks |
| 12 | 1 | Ø 9 bit drill to drill manifold |
| 13 | 1 | 10x1 screw tap to work on manifold |
| 14 | 10 | conjunctions 10x1 to put on manifolds. (inserting the nylon pipe in that connector you can survey the pressure) |
| 15 | 10 | reducing nuts with Ø 3 hole, 10x1thread to insert the temperature feeler |
| 16 | 10 | blind plugs to screw on conjunction (14) when the operation is over. |



9853-L

Diesel pressure testing pump in metal
+1,5 BAR on turbosupercharger,
LDA flow adjusting valve, turbines etc.
and vacuum testing pump -1000 mbar
on gasoline turbosupercharger, valve filters,
diaphragm for diesel pump governor



9594-A

Manometric assembly
for the LDA testing bench.
It includes manometer 0-25 armored,
shock resistant with steel inox mechanics



9593

Metering valve for 9594-A



9592-A

New armored manometer 0-2,5
shock resistant, with steel inox mechanics



MARBED[®]
PROFESSIONAL DIESEL SERVICE TOOLS

9541-B

Fixture set in elegant tool box very useful for the BOSCH EP/VE rotary pump and P type repair with the addition of LDA supercharged



9541-A 9541-B - TOOL BOXES FOR LDA APPARATUS



9541-A

Fixture set in elegant tool box very useful for the BOSCH EP/VE rotary pump and P type repair with the addition of LDA supercharged

9541-A

9541-B



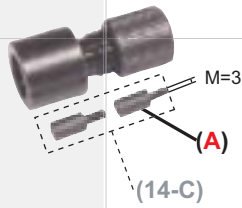
LDA APPARATUS

The LDA apparatus, which is present on the cover of the injection pumps, allows to the pump by a diaphragm settled inside, to increase or decrease the inlet of the naphta, regarding the supercharging pressure coming from the Turbo wich operates on the diaphragm own



			9541-A	9541-B
9541-01	1	Comparator bearing	<input type="radio"/>	<input type="radio"/>
9541-02	1	Comparator bearing	<input type="radio"/>	<input type="radio"/>
9541-03	1	Teflon clamp	<input type="radio"/>	<input type="radio"/>
9541-04	1	Alignment slide	<input type="radio"/>	<input type="radio"/>
9541-07	1	Gauged elastic checkings	<input type="radio"/>	<input type="radio"/>
9087	1	Centesimal comparator	<input type="radio"/>	<input type="radio"/>
9541-05	1	Rod	<input type="radio"/>	<input type="radio"/>
9541-06	1	Gauged spacer	<input type="radio"/>	<input type="radio"/>
9541-11	1	Reduction	<input type="radio"/>	<input type="radio"/>
9541-08	1	Puller	<input type="radio"/>	<input type="radio"/>
9541-09	1	Screwdriver	<input type="radio"/>	<input type="radio"/>
9541-10	1	Bush extractor	<input type="radio"/>	<input type="radio"/>
9611-A	1	Torx bush	<input type="radio"/>	<input type="radio"/>
9610-A	1	Screwdriver torx	<input type="radio"/>	<input type="radio"/>
9609	1	Adjusting wrench	<input type="radio"/>	<input type="radio"/>
9710	1	Adjusting wrench	<input type="radio"/>	<input type="radio"/>
9711	1	Adjusting wrench	<input type="radio"/>	<input type="radio"/>
9850	1	Bush extractor and washers	<input type="radio"/>	<input type="radio"/>
9848	1	Percussion puller	<input type="radio"/>	<input type="radio"/>
9847	1	Disassembly wrench membrane	<input type="radio"/>	<input type="radio"/>


Pieces



Comparator bearing

9541-01
*KDEP 1088
 BH 0 986 611 759*
A = *BH 0 986 611 761
 KDEP 1088-2*


Comparator bearing

9541-02
*KDEP 1089
 BH 1 680 110 670*

 Teflon clamp for the clamping
 of helical pin membrane

9541-03
*KDEP 1102
 BH 0 986 611 792*


Alignment slide for bush holes

9541-04
*KDEP 1103
 BH 0 986 611 795*


Gauged elastic checkings

9541-07
*KDEP 1105
 BH 0 986 611 799*

 Centesimal comparator
 10 mm stroke

9087
BH 1 687 233 011


Rod for comparator

9541-05


Gauged spacer




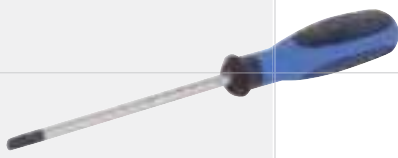






9541-06

 Reduction with 3 mm male thread
 for BOSCH comparator and
 2,5 mm female thread for rods comparator


9541-11
9761-A5


Puller for governing pin

9541-08
*KDEP 1096
 BH 0 986 611 778*



	9541-A	9541-B
	<input type="radio"/>	<input type="radio"/>
9541-09 Screwdriver <i>KDEP 1090</i> <i>BH 0 986 611 764</i>		
	<input type="radio"/>	<input type="radio"/>
9541-10 Bush extractor <i>KDEP 1104</i> <i>BH 0 986 611 796</i>		
	<input type="radio"/>	<input type="radio"/>
9611-A Board clutch bush for dynamometric of screw register TORX 27		
	<input type="radio"/>	<input type="radio"/>
9610-A Screwdriver for the adjusting of screw TORX 27		
	<input type="radio"/>	<input type="radio"/>
9609 14 mm and 10 mm hexagonal adjusting wrench for FIAT 190 <i>KDEP 1047</i> <i>BH 0 986 611 628</i>		
	<input type="radio"/>	<input type="radio"/>
9710 10 mm hexagonal adjusting wrench and 3 mm allen wrench <i>KDEP 1048</i> <i>BH 0 986 611 632</i>		
	<input type="radio"/>	<input type="radio"/>
9711 13 mm hexagonal adjusting wrench and 4 mm allen wrench		
	<input type="radio"/>	<input type="radio"/>
9850 Bush extractors and washers for LDA with Ø 6,4 mm and Ø 6,9 mm push rod and equipped with shaped trust bearing for "A" type <i>(correspond to the 9451-10 modified)</i>		
	<input type="radio"/>	<input type="radio"/>
9848 Percussion puller connector for LDA bushings		
	<input type="radio"/>	<input type="radio"/>
9847 Disassembly wrench for two teeth membrane and screwdriver <i>KDEP 1542</i> <i>BH 0 986 612 049</i>		

Other LDA tools



9609-B

Adjusting wrench
55 mm height
for FIAT 115/17



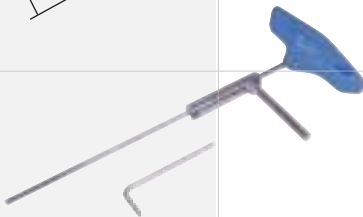
9609-C

Adjusting wrench
hex. 14 + 2 two teeth
IVECO EUROCARGO




9609-D

Adjusting wrench
hex. 14 + 2 two teeth
IVECO EUROCARGO



9609-E

Adjusting wrench with four teeth
SCANIA BOSCH pumps and
allen wrench 3 mm



9609-F

Wrench to adjust the K governor
hex 8 + screwdriver 5 mm



9251-AN

Thermometer laser new type

The laser thermometer is a hand-held battery-operated sensor that safely and accurately measures temperature using non contact infrared technology.

Operation of the quick laser thermometer is simple. Just point the sensor at the desired target and press the ON button for a temperature reading - no contact is ever needed. The quick laser thermometer has a first temperature response time of 1 second and a continuous reading feature, which is achieved by holding down the ON button.

Temperature range:
0/600° F
-18° / +315° C



2011



Tools for distribution

Pumps equipment





Tools for distribution

Pumps equipment

201

TOOLS FOR DISTRIBUTION


AUDI - VOLKSWAGEN	3
BMW	4
FIAT - ALFA ROMEO - LANCIA	5 - 8
FORD	9
MERCEDES	10
OPEL	11
PEUGEOT - CITROEN (PSA)	12
RENAULT	13 - 14
ROVER	15
VOLVO	16
Other tools for distribution	17
Gears	18 - 19





Bracket gear shaft fixing for
VOLKSWAGEN, AUDI TD engines

8105



Dynamometer to check the toothed
belt tension on VW GOLF

9476



Stroke holding pin to fix the
VOLKSWAGEN GOLF pulley

9581



Stroke holding rod for engine tappets
VOLKSWAGEN GOLF

9582



Tappet adjusting wrench for
VW GOLF engine

9583



Adjustable pulley extractor pump side
VW POLO - PASSAT, VOLVO 740 TD

9597



Adjustable pulley extractor pump side
VW GOLF, RENAULT 18-20-30, PEUGEOT mot.XUD

9598

KDEP 1118



Puller for pump side pulley
AUDI TD

9598-B



Stroke holding wrench for
AUDI, VW GOLF pulley

9686

KDEP 1116



Stroke holding rod for engine tappets
AUDI, VOLKSWAGEN

9687



17-17 mm open wrench for pipe nuts
AUDI, VW GOLF, VOLVO

9712

KDEP 1115



Toothed wrench to adjust the toothed
belt tension on WV GOLF, AUDI

9736-A



Tappet adjusting wrench for
AUDI engine

9744



8115

Bracket for phasing M47 e M 57 engines
mounted on BMW 320 and BMW 330



9752

Stroke holding pin for BMW TD

0 986 611 875
KDEP 1139



9752-A

Stroke holding pin for BMW TD



9753

Stroke survey bracket for BMW TD



9753-A

Stroke survey bracket for BMW 525 TDS



9754

Pulley extractor pump side
BMW TD



9754-A

Pump expeller for BMW 525 TDS



9754-B

Wrench for hexagonal nut mm 50
belt stretcher fixture
BMW 325 TDS



Distribution belt stretcher FIAT PUNTO

8022




Hexagonal wrench to demount the preheating glow plugs on FIAT engines

9156



Pulley extractor pump side for FIAT UNO TD

9229



Tappet adjusting wrench FIAT cars diesel

9371



Shaped wrench 13 mm to demount the preheating glow plugs on FIAT SOFIM engines

9373



Pad lever for FIAT cars (used by body-works for upholstery buttons)

9374



Toothed wrench to adjust the toothed belt tension on FIAT UNO, FIAT CROMA, FIAT REGATA, LANCIA THEMA etc.

9377



Shaped wrench 13mm for pump lock nut on FIAT DAILY engines

9491



Shaped wrench 13mm for pump lock nut on FIAT SOFIM engines

9492



Tappet adjusting wrench for FIAT SOFIM engines

9494



Stroke holding pin for FIAT SOFIM engines

9493



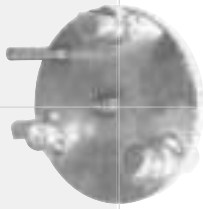
Lever for tappet pads on FIAT SOFIM engines

9516



Pliers to extract the tapped pads on FIAT SOFIM engines

9517




9595

Pulley extractor pump side
for 1st and 2nd series of FIAT RITMO,
FIAT REGATA, FIAT UNO etc



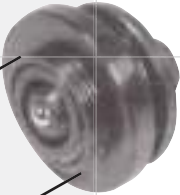
9595-A

Pulley extractor pump side
FIAT CROMA direct injection TD



9596

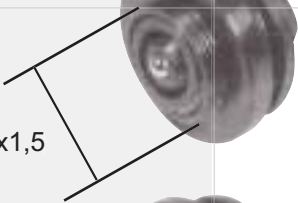
Expeller for BOSCH pump on
ALFA ROMEO 90
(extracts and keeps fasten the timing system)



9596-A

Expeller for BOSCH pump on
ALFA ROMEO 75 and 33
(extracts and keeps fasten the timing system)

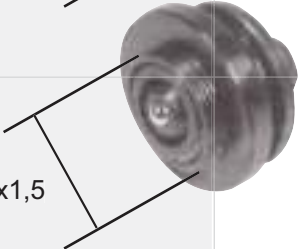
36x1,5



9596-B

Expeller for BOSCH VE pump on
ALFA ROMEO 75 and 33
(extracts and keeps fasten the timing system
on ALFA ROMEO engines after 1989)

58x1,5



9598-C

Pulley for pump side pulley
on FIAT DUCATO 2,5



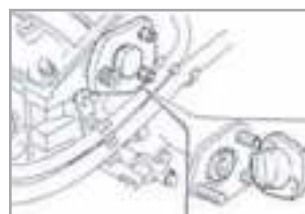
9598-E


Universal adjustable puller for pump side
pulley on cars FIAT BRAVO and BRAVA



9598-F

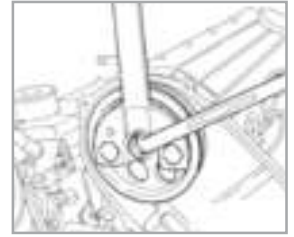
Tool for distribution phase holding on
FIAT BRAVO and BRAVA





Wrench for phase holding of pulley on drive of distribution shaft, FIAT cars

9598-G



- A** Bracket for LANCIA K
- B** Bracket for FIAT BRAVO, BRAVA
- C** Bracket for FIAT D, TD 1967/1929



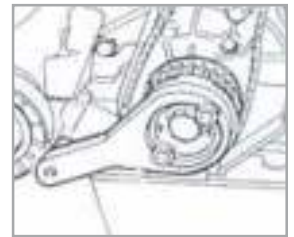
Stroke holding pin for FIAT ULISSE

9598-H



Wrench for phase start of distribution on FIAT cars (BRAVO and BRAVA incl'd) for defining the upper dead point on 1st cylinder (it must be applied on the hook pulley of the engine shaft)

9598-L




Wrench for phase start of distribution on FIAT MAREA, LANCIA K 2,4

9598-LA




Engine flywheel and valve gear timing tool DAILY, TURBO DAILY

9598-M



Pulley extractor pump side FIAT 127 diesel

9608-A



Lock pulley tool for the stroke pump nut of FIAT engines

9608-B



Shaped 13 mm wrench for lock pump nut FIAT 127 diesel

9608-C



Tappet adjusting wrench for FIAT 127 diesel


9608-E



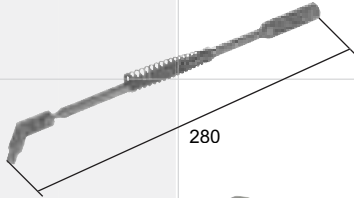
Tappet adjusting wrench for FIAT RITMO diesel

9614

	<p>Toothed wrench to adjust the toothed belt tension on FIAT RITMO, REGATA etc</p>	<p>9736</p>
	<p>Tappet adjusting wrench FIAT RITMO gasoline</p>	<p>9738</p>
	<p>6 mm socket head screw for the locking pump nut on FIAT RITMO</p>	<p>9739</p>
	<p>Double adjusting wrench for tappets FIAT 127 gasoline</p>	<p>9750</p>
	<p>Tappet adjusting wrench for ALFA ROMEO 33 gasoline</p>	<p>9751</p>
	<p>Pulley extractor pump side LANCIA PRISMA diesel</p>	<p>9776</p>
	<p>Pulley extractor engine side LANCIA PRISMA diesel</p>	<p>9776-A</p>
	<p>Pulley extractor NIPPONDENSO pump side INNOCENTI MINI diesel</p>	<p>9780</p>
	<p>Toothed wrench stroke holding for pulley on INNOCENTI MINI diesel</p>	<p>9781</p>



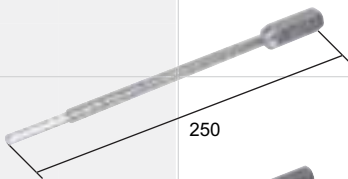
Pulley puller FORD FOCUS TD **8116**



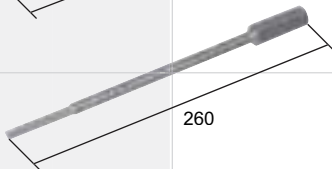
7/32" joint socket head screw for CAV pumps fastening nuts (BEDFORD) **9368**



Torque convertor puller BH on FORD TRANSIT **9369**
 26x1,5 M - 6 threads



7/32" socket head screw for CAV pumps fastening nuts (BEDFORD) **9378**



1/4" socket head screw for CAV pumps fastening nuts (BEDFORD) **9379**



Phasing bolt Ø 6 mm on BOSCH VE pumps on FORD **9760-B**
KDEP 1150
BH 0 986 611 912



Phasing spacer for BOSCH VE pumps on FORD **9760-C**
KDEP 1151
BH 0 986 611 913



Time holding pins **9782**
 FORD TRANSIT D.I.




BOSCH pump expeller **9777**
 FORD 1,6 diesel
 FORD FIESTA, ESCORT etc



Stroke holding rod **9778**
 FORD 1,6 diesel
 FORD FIESTA, ESCORT etc



Stroke holding pin **9779**
 on FORD 1.6 diesel
 FORD FIESTA, ESCORT, etc



9965

Tool for phase holding
MERCEDES 200-250 TD
To be applied after demounting brackets
pump vacuum gauge



Plate for phase holding of gear shaft
of OPEL 1,6 D, ASTRA 1,7 D , CORSA, KADETT, VECTRA

8110



Pump puller with timing lock device for
RENAULT ESPACE 2.2, MASTER 2.5, OPEL MOVANO

8161




Double wrench tappet adjusting for
OPEL diesel

9444



Pulley puller pump side
OPEL 1,6 diesel

9713



Stroke holding tool on timing system shaft
OPEL 1,6 diesel
Engine manufactured after 1988

9714-A



Pulley puller
OPEL VECTRA / ASTRA 1700

9714-B



Dynamometer to check the toothed
belt tension on OPEL 1,6 diesel

9715



Rod to advance or retard the timing system on
OPEL 1,6 diesel

9716



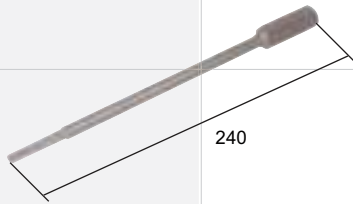
Stroke holding tool
OPEL CORSA with ISUZU engine

9752-B



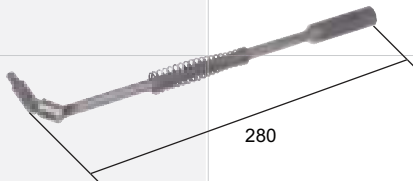
Rod for phase holding OPEL VECTRA 1,7

9997



6 mm socket head screw for pump fastening nuts on PEUGEOT

9250



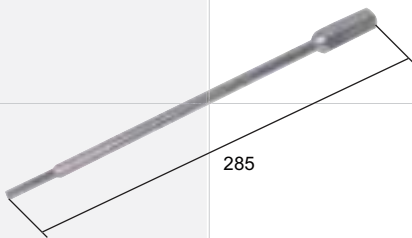
6 mm joint socket head screw for pumps fastening nuts on PEUGEOT

9380



Pulley puller pump side
CITRÖEN CX-BX

9385



6 mm socket head screw for pump fastening nuts on PEUGEOT

9591



Adjustable pulley extractor pump side
VW GOLF, RENAULT 18-20-30, PEUGEOT mot.XUD

9598
KDEP 1118



8013

Wrench for disassembly front pulley of
VOLVO S40-V40 - RENAULT with LUCAS pumps



8014

Tool to insert in the distribution
for determining the injection start
VOLVO S40-V40 - RENAULT



8015

Tool for fixing distribution
VOLVO S40-V40 - RENAULT



8015-A

Pump pusher on RENAULT
left thread



8016

Comparator support for determining
the injection start on
VOLVO S40-V40 - RENAULT with LUCAS pumps



8103

Device for fixing engine fly/wheel on
RENAULT SAFRANE etc



8112

puller with three claws for pulley of engine gear
F9Q/732 on RENAULT LAGUNA with common rail



Pump puller with timing lock device for
RENAULT ESPACE 2.2, MASTER 2.5, OPEL MOVANO

8161




Adjustable pulley extractor pump side
VW GOLF, RENAULT 18-20-30, PEUGEOT mot.XUD

9598



Phase holding for distribution
RENAULT 19 D - R5 - R9 - R11
after 1988

9598-N



Dynamometer to check the belt tension
on RENAULT engines

9740



Piston pin for the stroke holding
RENAULT engines

9741



Clamping tool for the timing system
pulley on RENAULT 18-20-30 diesel

9742



Clamping tool for the timing system
pulley on RENAULT 9-11 diesel

9743



9077

CAV-DPS pump expeller for LAND ROVER
extracts and keeps fasten the timing system




9077-A

Pump expeller for ROVER DISCOVERY



9077-B

Phase holding for ROVER DISCOVERY



8013

Wrench for disassembly front pulley of
VOLVO S40-V40 - RENAULT with LUCAS pumps




8014

Tool to insert in the distribution
for determining the injection start
VOLVO S40-V40 - RENAULT



8015

Tool for fixing distribution
VOLVO S40-V40 - RENAULT



8016

Comparator support for determining
the injection start on
VOLVO S40-V40 - RENAULT with LUCAS pumps



9597

Adjustable pulley extractor pump side
VW POLO - PASSAT, VOLVO 740 TD



9687-A

Stroke holding rod for VOLVO engine tappets

KDEP 1117



9712

17-17 mm open wrench for pipe nuts
AUDI, VW GOLF, VOLVO

KDEP 1115




8102

Standard device for fixing timing gear
with 4 mobile adjustable pins



9265

Chain pipe wrench for
Full Flow cartridge



9499

Gear for the engine fly wheel rotation during the timing for IVECO 170-190



9499-A

Gear for the engine fly wheel rotation during the timing for IVECO 190.38 - 190.42




9499-B

Gear for the engine fly wheel rotation during the timing for MERCEDES trucks




9499-C

Gear for the engine fly wheel rotation during the timing for VOLVO trucks



9499-D

Gear for the engine fly wheel rotation during the timing for JOHN DEERE engines



9499-E

Gear for the engine fly wheel rotation during the timing for IVECO 330 trucks



9499-F

Gear for the engine fly wheel rotation during the timing for RENAULT trucks




9499-G

Gear for the engine fly wheel rotation during the timing for IVECO 190.36



9499-H

Gear for the engine fly wheel rotation during the timing for IVECO EURO-CARGO-EUROTEC 190.38 - 190.42



9499-I

Gear for the engine fly wheel rotation during the timing for MERCEDES-MAN trucks

205



Camshaft less pumps

Pumps equipment





MARBED[®]
PROFESSIONAL DIESEL SERVICE TOOLS

Camshaft less pumps

Pumps equipment

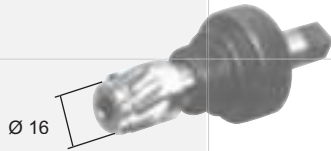
205

CAMSHAFT LESS PUMPS

Tools for camshaft less pumps	3
Cambox	4 - 11




Tools for camshaft less pumps



Pumping base miller for PFRK pumps

9253

BH KDEP 2952



Pentagonal Wrench for Zexel 1 cyl. pump.

8079



Dial gauge bearing for delivery start level
on SAME engines for BH pumps, 2-3-4 cyl. PFRK type.

9561



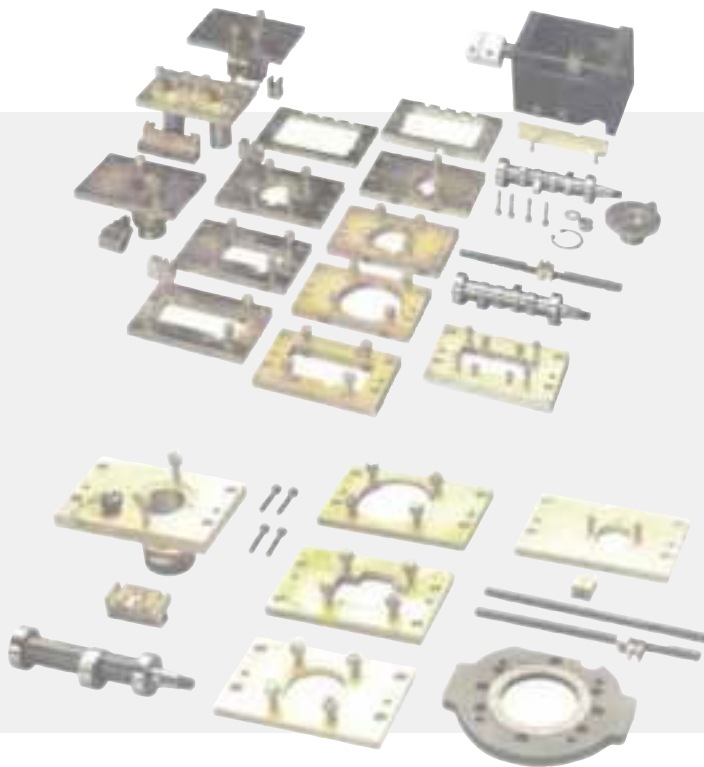
Dial gauge bearing for delivery start level
on SAME engines for BH pumps, 1 cyl. PFRK type.

9561-A



MARBED[®]
PROFESSIONAL DIESEL SERVICE TOOLS

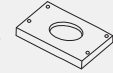
Clamping system for immersed pumps



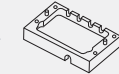
ROD AND ROD GUIDE



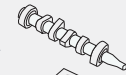
PLATE



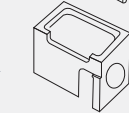
SPACER



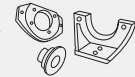
CAMSHAFT



CAMBOX



CLAMPING AND COUPLING



































Tools for the following application

PUMPS	K I T C O N F I G U R A T I O N			
	9562-ZX (in 1 wooden box)	9562-W (in 1 wooden box)	9562-KW (in 2 wooden boxes)	9562-KWY (in 3 wooden boxes)
BOSCH PFR1K	○	●	●	●
BOSCH PFR2K	○	●	●	●
BOSCH PFR3K	○	●	●	●
BOSCH PFR4K	○	●	●	●
BOSCH 1 cyl	○	○	●	●
BOSCH Q	○	○	●	●
STANADYNE 1 cyl	○	○	●	●
ZEXEL 1 cyl	●	○	○	○
ZEXEL 2 cyl	●	○	●	●
ZEXEL 3 cyl	●	○	●	●
ZEXEL 4 cyl	●	○	●	●
MINI 2-3-4 cyl	○	○	●	●
MINI 1 cyl	○	○	○	●
YANMAR 2 cyl K type	○	○	○	●
YANMAR 3 cyl K type	○	○	○	●
YANMAR 3 cyl K type	○	○	○	●
BOSCH PFM1P	○	○	○	●
BOSCH PFM1P 100	○	○	○	○
BOSCH PDM1Q60F	○	○	○	○
ZEXEL PFR3MD	○	○	○	○
ZEXEL PFR4MD	○	○	○	○
ZEXEL PFR3KD	○	○	○	○
ZEXEL PFR4KD	○	○	○	○

For the part numbers and the specific application, see the following table



































Bosch PFRK

PUMP	 75mm BOSCH PFR1K	 75mm BOSCH PFR2K	 75mm BOSCH PFR3K	 75mm BOSCH PFR4K
APPLICATION	-	-	-	-
ROD GUIDE	9562-G 	9562-G 	9562-G 	9562-G 
ROD	9562-F 	9562-F 	9562-F 	9562-F 
PLATE	 9562-A	 9562-C	 9562-D	 9562-E
SPACER	 9562-M4 <small>15</small>	 9562-M4 <small>15</small>	 9562-M4 <small>15</small>	 9562-M4 <small>15</small>
CAMSHAFT	 9564-A <small>7</small>	 9564-A <small>7</small>	 9564-A <small>7</small>	 9564-A <small>7</small>
CAMBOX	 9562-M1	 9562-M1	 9562-M1	 9562-M1
CLAMPING AND COUPLING	 9478-BXS 9576 9680-A	 9478-BXS 9576 9680-A	 9478-BXS 9576 9680-A	 9478-BXS 9576 9680-A


















Clamping system for immersed pumps

Zexel PFRK

PUMP	 75mm ZEXEL 1 cyl. - 4 holes	 68mm ZEXEL 2 cyl.	 68mm ZEXEL 3 cyl.	 68mm ZEXEL 4 cyl.
APPLICATION	SAME (*)	KUBOTA	MITSUBISHI	MITSUBISHI
ROD GUIDE	 9562-G	 9562-R	 9562-LB	 9562-G
ROD	 9562-F	 9562-F	 9562-L	 9562-F
PLATE	 9562-T	 9891	 9892	 9893
SPACER	 9562-M4 <small>15</small>	 9562-M5 <small>10</small>	 9562-M5 <small>10</small>	 9562-M5 <small>10</small>
CAMSHAFT	 9564-A <small>7</small>	 9564-A <small>7</small>	 9564-A <small>7</small>	 9564-A <small>7</small>
CAMBOX	 9562-M1	 9562-M1	 9562-M1	 9562-M1
CLAMPING AND COUPLING	 9576 9478-BXS 9680-A	 9576 9478-BXS 9680-A	 9576 9478-BXS 9680-A	 9576 9478-BXS 9680-A

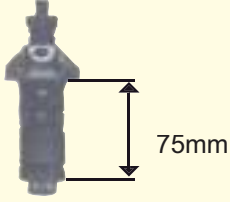










(*) For this application special tools 8079, 9561-A and 9561 are available



<p>PUMP</p>	 YANMAR 2 cyl. K type	 YANMAR 3 cyl. K type 0703-3	 YANMAR 3 cyl. K type 0703-M3	
<p>APPLICATION</p>	John Deere JD650	John Deere JD750	John Deere JD650	
<p>ROD GUIDE ROD</p>	-	-	-	
<p>PLATE</p>	 TD9004	 TD9001	 TD9003	
<p>SPACER</p>	 9562-M5 <small>10</small>	 9562-M5 <small>10</small>	-	
<p>CAMSHAFT</p>	 9564-A <small>7</small>	 9564-A <small>7</small>	 9564-A <small>7</small>	
<p>CAMBOX</p>	 9562-M1	 9562-M1	 9562-M1	
<p>CLAMPING AND COUPLING</p>	 9576 9478-BXS 9680-A	 9576 9478-BXS 9680-A	 9576 9478-BXS 9680-A	


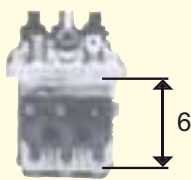












Clamping system for immersed pumps

Bosch - Stanadyne

PUMP	 <p>BOSCH 1 cyl. With ref. pin for start of delivery</p>	 <p>BOSCH Q</p>	 <p>STANADYNE 1 cyl</p>	
APPLICATION	-	-	-	
ROD GUIDE	Included in 9562-B	Included in 9563	Included in 9562-M3	
ROD	 <p>9562-F</p>	 <p>9562-F</p>	 <p>9562-F</p>	
PLATE	 <p>9562-B</p>	 <p>9563</p>	 <p>9562-M3</p>	
SPACER	 <p>9562-M4</p>	 <p>9562-M4</p>	 <p>9562-M4</p>	
CAMSHAFT	 <p>9564-A</p>	 <p>9564-A</p>	 <p>9564-A</p>	
CAMBOX	 <p>9562-M1</p>	 <p>9562-M1</p>	 <p>9562-M1</p>	
CLAMPING AND COUPLING	 <p>9576 9478-BXS 9680-A</p>	 <p>9576 9478-BXS 9680-A</p>	 <p>9576 9478-BXS 9680-A</p>	



NIPPONDENSO Mini

<p>PUMP</p>	 <p>61mm</p> <p>MINI 1 cyl.</p>	 <p>61mm</p> <p>MINI 2-3-4 cyl.</p>		
<p>APPLICATION</p>	<p>-</p>	<p>-</p>		
<p>ROD GUIDE</p>	<p>9562-I </p>	<p>9562-I </p>		
<p>ROD</p>	<p>9562-F </p>	<p>9562-H </p>		
<p>PLATE</p>	 <p>9562-N</p>	 <p>9562-M2</p>		
<p>SPACER</p>	<p>-</p>	<p>-</p>		
<p>CAMSHAFT</p>	 <p>9564-B <small>6</small></p>	 <p>9564-B <small>6</small></p>		
<p>CAMBOX</p>	 <p>9562-M1</p>	 <p>9562-M1</p>		
<p>CLAMPING AND COUPLING</p>	 <p>9576</p> <p>9478-BXS 9680-A</p>	 <p>9576</p> <p>9478-BXS 9680-A</p>		

Clamping system for immersed pumps

Zexel PFR...KD / PFR...MD

PUMP	 69,5mm ZEXEL PFR3KD	 69,5mm ZEXEL PFR4KD	 61mm ZEXEL PFR3MD	 61mm ZEXEL PFR4MD
APPLICATION	-	-	-	-
ROD GUIDE	 9562-I	 9562-I	 9562-I	 9562-I
ROD	 9562-F	 9562-F	 9562-F	 9562-F
PLATE	 9562-MD3	 9562-MD4	 9562-MD3	 9562-MD4
SPACER	 9562-M5 <small>10</small>	 9562-M5 <small>10</small>	-	-
CAMSHAFT	 9564-A <small>7</small>	 9564-A <small>7</small>	 9564-E <small>6</small>	 9564-E <small>6</small>
CAMBOX	 9562-M1	 9562-M1	 9562-M1	 9562-M1
CLAMPING AND COUPLING	 9576 9478-BXS 9680-A	 9576 9478-BXS 9680-A	 9576 9478-BXS 9680-A	 9576 9478-BXS 9680-A




PUMP	 BOSCH PFM 1P 90V	 BOSCH PFM 1P 100		
APPLICATION	DEUTZ - SAME (****)	DEUTZ - SAME		
ROD GUIDE	9562-FP 	Included in 9562-S		
ROD	 9562-F	 9562-F		
PLATE	 9562-P	 9562-S		
SPACER	 9562-M4 <small>15</small>	 9562-M4 <small>15</small>		
CAMSHAFT	 9564-C	 9564-C		
CAMBOX	 9562-M1	 9562-M1		
CLAMPING AND COUPLING	 9576 9478-BXS 9680-A	 9576 9478-BXS 9680-A		

211



Tools for A, B, BV in-line pumps

Pumps equipment






Tools for A, B, BV in-line pumps

Pumps equipment

211 TOOLS FOR A, B, BV IN LINE PUMPS

Pump service brackets	3 - 4
Comparator Bearing Boxes	5 - 10
Delivery start tools	11 - 14
Wrenches for feeding hand primer	15
Pumps A tools	16 - 17
Pumps B tools	18 - 19
Other tools for BOSCH A, B, BV pumps	20 - 21
Tools for tappets on A, B, BV pumps	22 - 23
Measuring tools for A, B, BV pumps	24
Tools for regulators RQV-RSV	25 - 30

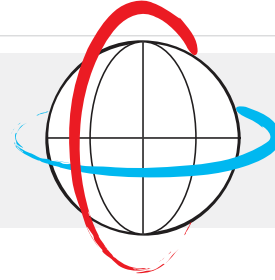




MARBED[®]
PROFESSIONAL DIESEL SERVICE TOOLS

9356-K

Bracket kit and vice for BOSCH P pumps



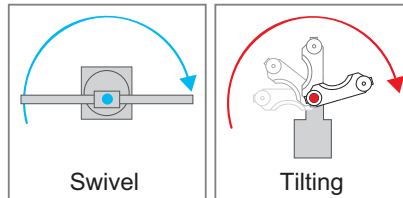
9356-K


Bracket kit and vice for BOSCH P pumps consisting of:




9260

Strengthened base *BH 0 986 611 273*



 *The pump can be positioned comfortably by the base 9260*



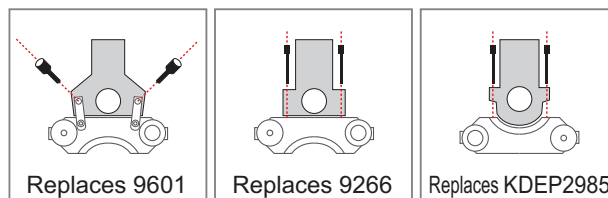
9452-A

590 mm extended rod with Ø 28 and 10 mm guide *BH 0 986 611 252*



9267-U

Couple of brackets *BH 0 986 611 441*



9267-U is designed to accommodate various types of pumps which may differ in form and attacks.

Optional



810 mm extended rod with Ø 28 and 10 mm guide

9452-B



Swivel vice flange with rotary movement
for PES...A, VA-VE, CAV, M pumps
equipped with
9600 (A) - Plate with square seat for bench vice

9402



Swivel vice flange for EP/VA...VE


9205



Swivel vice for B - BV pumps

9356

*KDEP 2919
BH 0 986 611 248*



Swivel vice cradle for operative flange
(all the applicable flanges are listed in
AB - test bench equipment section)

9601

*KDEP 2963
BH 0 986 611 358*



MARBED[®]
PROFESSIONAL DIESEL SERVICE TOOLS

9881-K



9881-K - COMPARATOR SUPPORT BOX FOR IN LINE PUMPS

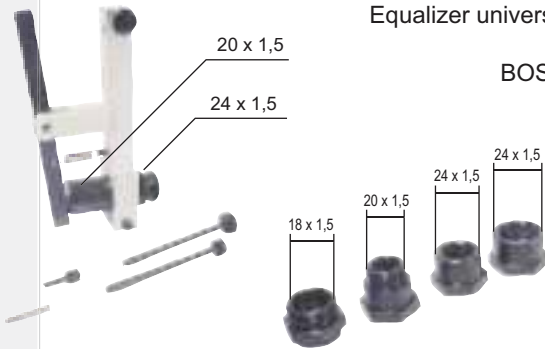
9881-K

Box complete with universal comparator support to take dimension of rod stroke on pumps in line BOSCH P, P7100, 8500, A, B, BV, MW, M, RSF and so on

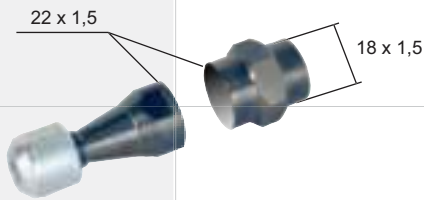
9881	1	Equalizer comparator bearing
9446	1	Comparator bearing A, B, BV pumps
9500	1	Decimal comparator
9501	1	Magnet
9502-B	1	Comparator bearing BOSCH P pumps
9881-A	1	Comparator bearing BOSCH M-RSF pumps

Pieces

9881



Equalizer universal comparator bearing with return spring for rod share BOSCH P, P7100, 8500 pumps
reductions:
 18 x 1,5 (B, BV pumps)
 20 x 1,5 (A pumps)
 24 x 1,5 (P pumps)
 24 x 1,5 (8500 pumps)



9446

Comparator bearing to survey the rod stroke for A, B, BV pumps

Not included in 9881-K box



9500

Decimal comparator for rack rod stroke
 30 mm stroke

BH 1 687 233 015



9501

Magnet



9502-B



A **9502** Comparator bearing for rod stroke for BOSCH P
BH 1 688 130 030
 outside thread 24 x 1,5
 clamp with rods (our art 9502-A) included



B **9502-C** Reduction for 9502 for BOSCH 8500 pump threaded 24 x 1,5 inside

C **9483-K19** Reduction for 9502 for BOSCH MW pump thread 26 x 1,5 outside



D Rod (Not available separately)



9881-A

Comparator bearing to survey the rod share BOSCH M, RSF, 4 and 5 cyl. (MERCEDES, FORD TRANSIT)



9732 - COMPARATOR BEARING BOX BOSCH PUMPS

9732

Dial gauge bearing tool box
to survey the delivery start
on rotary and in line BOSCH pumps

Comparator Bearing Box

9732

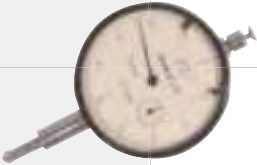


9733	1	Comparator
9087	1	Comparator
9761-A5	1	Reduction
9501	1	Magnet
9186	1	Comparator bearing
9186-A	1	Comparator bearing
9186-B	1	Comparator bearing
9471-09	1	Comparator bearing
9580	1	Comparator bearing
9682	1	Comparator bearing
15-D3	1	Probe
12-E2	1	Probe
13-E2	1	Probe
14-C	1	Probe
15-D	1	Probe
	Pieces	



9733


Centesimal comparator 5mm



9087

Centesimal comparator 10mm

BH 1 687 233 011




9761-A5

Comparator reduction from 3 mm to 2,5 mm



9501

Magnet for comparator
thread 2,5




9186

Comparator bearing BOSCH EP/VA...B pumps
thread 12x1
with probe 25 mm Ø 2 thread 2,5 (our ref. **15-D4**)

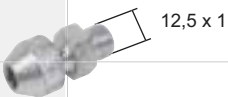
KDEP 2940

BH 0 986 611 294



9186-A

Comparator bearing BOSCH EP/VA...B pumps
thread 13,5x2




9186-B

Comparator bearing BOSCH EP/VA...B pumps
thread 12,5x1

KDEP 1002

BH 0 986 611 500



9471-09

Comparator bearing BOSCH EP/VE pumps
with probes:
40 mm Ø 4 thread 2,5 (our ref. **13-E1**)
58 mm Ø 4 thread 2,5 (our ref. **12-E1**)


KDEP 1085

0 986 611 754



9580

Comparator bearing for BOSCH EP/VE pumps
with probe 94 mm Ø 4 thread 2,5 (our ref. **15-D2**)



9682

Dial gauge bearing with a spill point pipe
and an extended rod with returning action
right for A, B, BV and in-line BH pumps
12 x1,5 - 14 x 1,5



15-D3

probe 52 mm Ø 2 thread 2,5



12-E2

probe 40 mm Ø 4 thread 3



13-E2

probe 58 mm Ø 4 thread 3



14-C

Combination of two probes:
our ref. **14-C1** - 9 mm Ø 4 thread 2,5
our ref. **14-C2** - 9 mm Ø 4 thread 3



15-D

Couple of probes 94 mm Ø 2 thread 2,5



MARBED[®]
PROFESSIONAL DIESEL SERVICE TOOLS

9701-K



9701-K - COMPARATOR SUPPORT BOX FOR BOSCH P PUMPS

9701-K

Universal comparator supports box for delivery start on test bench and check for BOSCH P injection pumps setting on engine

9087	1	Centesimal comparator
9174-MW	1	Reduction for 9174-K on BOSCH MW pumps
9445-A	1	Tool to take the delivery start with overflow
9174-K	1	Comparator support BOSCH P7100 e P8500 pumps
9682	1	Universal on line pumps comparator support

Pieces



9087

Centesimal comparator
10 mm stroke

BH 1 687 233 011



9174-K

Comparator support to take the delivery start on all BOSCH P, P7100, P8500 type R pumps and to set injection pumps on the engine.
Universal tool, quick and precise, for timing pumps on trucks such as IVECO, MERCEDES, MAN, VOLVO, SCANIA and so on




9174-MW

Reduction to be mounted on 9174-K for taking the delivery start dimension on BOSCH MW pumps for IVECO EUROTEC, MERCEDES 250 TD and so on



9445-A

Tool equipped with capillary hole-drilled glass to take delivery start with overflow
thread 12 x 1,5 - 14 x 1,5
Trucks IVECO, MERCEDES etc.



12 x 1,5
14 x 1,5

9682

Universal comparator support to take the delivery start dimension on pumps in line:
A, B, BV, SIMMS,
PES...M, PES...RSF, BOSCH.
thread 12 x 1,5 - 14 x 1,5


For its use both the needle and the spring of the valve must be removed. Then the pressure connector must be removed

Delivery start tools




9145

Tool equipped with capillary hole-drilled glass to take the delivery start dimension with exhaust valve. It enables clearly to see the overflow.
Thread 12 x 1,5 - 14 x 1,5



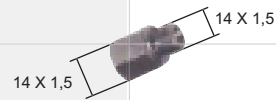
9098

Reduction union 14/12




9099

Reduction union 12/14 for test bench



9098-A

Union 14/14 for test bench



9148-A

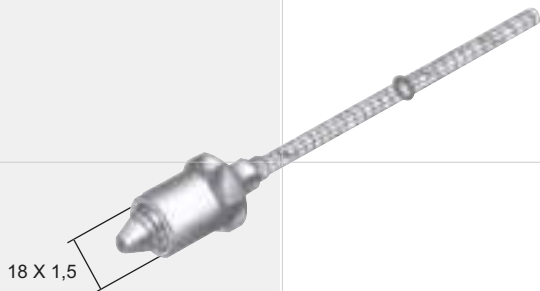
0-400 bar manometer with quick connection
12x1,5 - 14x1,5

A	9148-H	Manometer 0-400 BAR	Ø100 mm	Gas Pitch 1/2"
B	9063	Manometer reduction gas pitch 1/2"	- 14x1,5 mm	
C	9148-B	Quick connection 12 x 1,5	- 14 x 1,5	



9149

Manometer pipe with reduction



9445

Fixture to survey delivery start. Equipped with glass pipe with capillary hole.
Thread 18 x 1,5



9551


Nylon dial gauge bearing to survey the end stroke of the engine FIAT IVECO trucks

9883-A

BH 1 687 222 048
EFEP 435B



DUAL PURPOSE



DELIVERY START

It is suitable determining the delivery start of pumps. Pressure is taken through pumping, by connecting the pipe-added to the delivery valve of the pump without removing the pump



PORTABLE INJECTOR TESTER

It can be used as a portable pump for testing injectors. It is equipped with manometer 315 BAR. It has got pumping element and valve, connecting pipe, additional tank. All is packed in a case with handle


Wrenches for feeding hand primer


9075

Wrench for feeding hand primer 9m

A	9322	Rod with 1/2" square
B	9070	Wrench 19 mm

1/2" square wrenches

 To be used with *our art 9322*

9072

17 mm


9070

19 mm


9323

22 mm


9324

23 mm


9325

24 mm


9325-A

25 mm



MARBED[®]
PROFESSIONAL DIESEL SERVICE TOOLS

10014-A



10014-A - TOOL PANEL FOR BOSCH A PUMPS

10014-A


9068-A	1	Two wrenches
9396	6	Tappet lifter
9143	1	Pumping plier
9358	1	Fork
9707	1	Governor wrench
9709	1	Governor wrench
9092	1	Puller
9446	1	Comparator bearing
9327-A	1	Wrench

Pieces



9068-A
KDEP 2922
BH 0 986 611 276

Two wrenches (flat and shaped)
 to adjust the tappet nuts size A & B
 17 - 14 mm



9396

Strengthened tappet lift fork size A
 (6 pieces in panel)




9143
KDEP 2915
BH 0 986 611 237

Plier size A for pumping elements



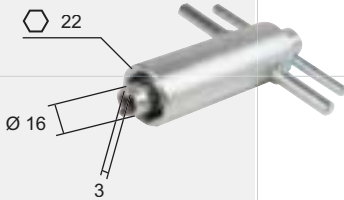
9358
KDEP 2941
BH 0 986 611 298

Aluminium fork for BOSCH A pumps



9707
KDEP 2998
BH 0 986 611 475

EPRSV governor wrench



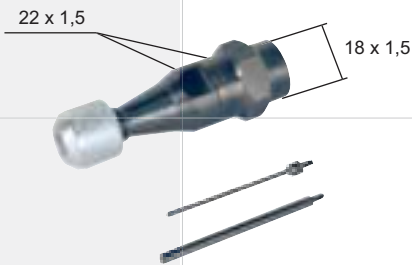
9709
KDEP 2968
BH 0 986 611 388

EP/RSUV governor wrench



9092
KDEP 2886
BH 0 986 611 085

Mass holder puller for RQV...A... adjustment 20 x 1,5



9446

Comparator bearing to survey the rod stroke
 for A, B, BV pumps



9327-A
KDEP 2906
BH 0 986 611 211

Torque converter fixing wrench for
 BOSCH B/BV and P
 10 and 12 mm slide



MARBED[®]
PROFESSIONAL DIESEL SERVICE TOOLS

10014-B



10014-B - TOOL PANEL FOR BOSCH B PUMPS

10014-B

9068-A	1	Two wrenches
9395	6	Tappet lifter
9142	1	Pumping plier
9357	1	Fork
9705	1	Governor wrench
9915	1	Governor wrench
9158	1	Toothed wrench
9157-A	1	Spring press
9327	1	Wrench
9091	1	Puller

Pieces



9068-A
KDEP 2922
BH 0 986 611 276

Two wrenches (flat and shaped)
 to adjust the tappet nuts size B & A
 14 - 17 mm



9395

Tappet lift fork size B strengthened
 (6 pieces in panel)



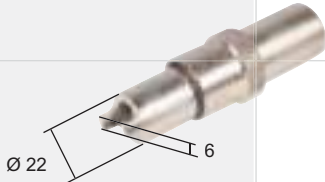
9142
KDEP 2943
BH 0 986 611 307

Pumping plier size B




9357

Aluminium fork for BOSCH B pumps



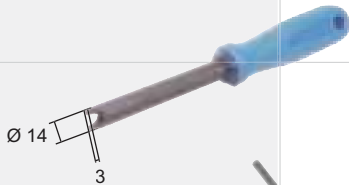
9705
KDEP 2969
BH 0 986 611 395

RQV...B... governor wrench



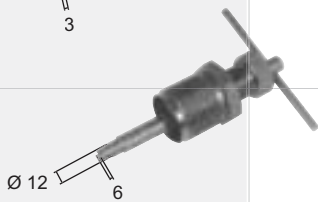
9915

Diesel oil adjusting wrench
 hexagon plus screwdriver



9158

Two teeth wrench to adjust
 the governor springs



9157-A
KDEP 2894
BH 0 986 611 108

Governor spring press



9327

Torque convertor fixing wrench for FIAT 691



9091
KDEP 2872
BH 0 986 611 042

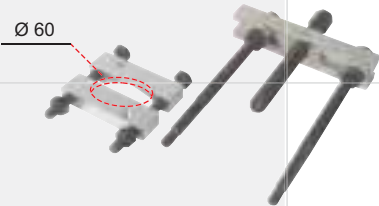
Mass holder puller for RQV...B... adjustment 24 x 1,5

Other tools for BOSCH A, B, BV pumps



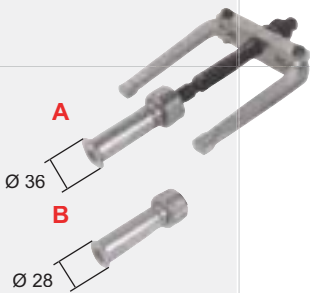
9112

Internal ring puller for spheric bearings
A, B pumps



9048

Puller bearings for internal rings, couplings etc...
right opening 60 mm




9110

Universal puller with flask
and 2 expander for bearing external ring
A, B, BV pumps etc..


A Expander size A - Ø 36

B Expander size B - Ø 28



9108

Bearing external rings puller A pumps
pliers Ø 29



9109

Bearing external rings puller B, BV pumps
supplied with 2 expanders

A Expander size A - Ø 36

B Expander size B - Ø 28



9107-A

Cradle puller for conical roller bearings
for P pumps with Ø 30 shaft



9106

Cradle puller for conical roller bearings
for B pumps with Ø 20 shaft



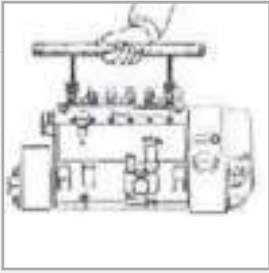
9105

Cradle puller for conical roller bearings
for A pumps with Ø 17 shaft



9107

Cradle puller for conical roller bearings
for BV, P pumps with Ø 25 shaft



9498

Extendable handle
to carry B and P size pumps



9144

Rack rod stop clamp for A, B pumps



9127

Pumping base miller
size B - Ø 17x14

*KDEP 2953
BH 0 986 611 326*



9128

Pumping base miller
size A - Ø 18x14

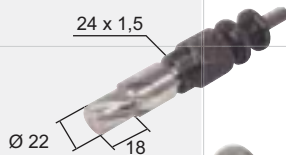
*KDEP 2955
BH 0 986 611 328*



9128-A

Pumping base miller
size A - Ø 18x14

*KDEP 2951
BH 0 986 611 324*



9129

Pumping base miller
size BV - Ø 22x18

KDEP 2957



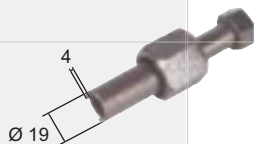
9130

Reduction for 9129
Ø 26x1,5



9113

Pinion wrench for the rotation
of the governor gear of DISA pump



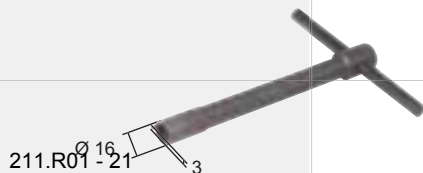
9114

Teeth wrench for mass holder nut of DISA pump



9115

DISA rotary group puller



9116


Teeth wrench for rod track for DISA pump

Tools for tappet A, B, BV pumps




9407

Tappet caps striker
size A e B
(it includes our arts. **9542** and **9543**)



9542

Spare for striker size B




9543

Spare for striker size A



9533

Spare for striker
for socket cap size B



9534

Spare for striker
for socket cap size A



9082

Wrench for tappet cap size B



9083

Wrench for tappet cap size A



9064

Bush for tappet cap size A

*KDEP 2949
BH 0 986 611 323*



9065

Bush for tappet cap size B

*KDEP 2973
BH 0 986 611 401*

























9440

Standard tappet press
with head for nylon roller
BOSCH PE...B and P pumps


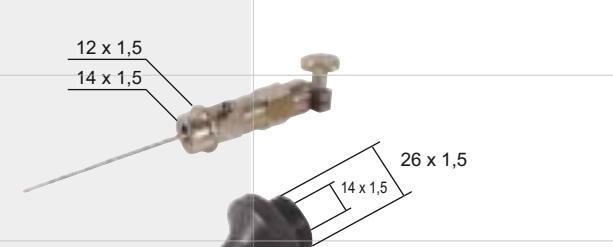
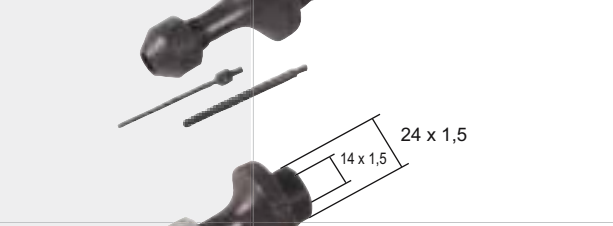
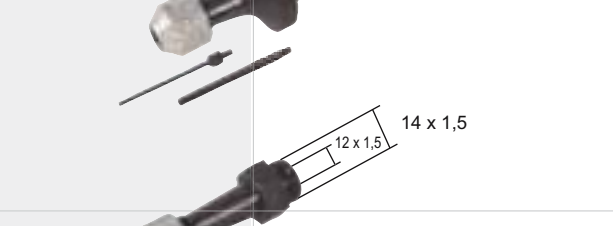






9638

Aluminium fork with strenghtened springs
for BV and P pumps

		9615
	Lever fork for tappet lifter size A	KDEP 2912 BH 0 986 611 227
		9616
	Lever fork for tappet lifter size B	KDEP 2896 BH 0 986 611 120
		9103
	Toothed wrench for inspection cap (between adj. and casing) for A pumps	
		9104
	Toothed wrench for inspection cap (between adj. and casing) for B pumps	
		9465
	Diesel oil adjusting extended wrench hexagon plus screwdriver	
		9914
	Diesel oil adjusting wrench hexagon plus screwdriver	
		9913-A
	Diesel oil adjusting wrench hexagon 13 plus hexagon 7	
		9913
	Diesel oil adjusting wrench hexagon 14 plus hexagon 7	
		9911
	Diesel oil adjusting wrench two teeth plus screwdriver	
		9912
	Diesel oil adjusting wrench two teeth plus hexagon	
		9076
	19mm box wrench for feeding pump union pipes	


Measuring tools for A, B, BV pumps

	<p style="text-align: right;">9681</p> <p>Delivery start comparator bearing for A, B, BV pumps to apply to the tappet cap flange</p> <p style="text-align: right;"><i>BH 1 688 130 041</i></p>
 <p>12 x 1,5 14 x 1,5</p> <p>26 x 1,5 14 x 1,5</p>	<p style="text-align: right;">9682</p> <p>Comparator bearing with a spill point pipe and extended rod with returning action for A, B, BV pumps</p>
 <p>26 x 1,5 14 x 1,5</p>	<p style="text-align: right;">9090</p> <p>Comparator bearing for BV pumps 26x1,5 with 2 rods: our art 13-E1 - 58 mm, Ø 4, thread 2,5 our art 15-D3 - 52 mm, Ø 2, thread 2,5</p>
 <p>24 x 1,5 14 x 1,5</p>	<p style="text-align: right;">9089</p> <p>Comparator bearing for BV pumps 24x1,5 with 2 rods: our art 13-E1 - 58 mm, Ø 4, thread 2,5 our art 15-D3 - 52 mm, Ø 2, thread 2,5</p>
 <p>12 x 1,5 14 x 1,5</p>	<p style="text-align: right;">9088</p> <p>Comparator bearing for A, B, BV pumps 12x1,5 - 14x1,5 with 2 rods: our art 13-E1 - 58 mm, Ø 4, thread 2,5 our art 15-D3 - 52 mm, Ø 2, thread 2,5</p>
	<p style="text-align: right;">9626</p> <p>Jig to measure the bearings float on Ø 20 shaft</p> <p style="text-align: right;"><i>BH 1 688 130 041</i> <i>KDEP 2927</i></p>
	<p style="text-align: right;">9627</p> <p>Jig to measure the bearings float on Ø 25 and Ø 30 shaft</p> <p style="text-align: right;"><i>BH 1 688 130 041</i> <i>KDEP 2967</i> <i>KDEP 2882</i></p>
	<p style="text-align: right;">9814</p> <p>Jig to measure the bearings float on Ø 35 shaft</p> <p style="text-align: right;"><i>KDEP 2889</i></p>



MARBED[®] 10014-QS

PROFESSIONAL DIESEL SERVICE TOOLS



10014-QS - TOOL PANEL FOR BOSCH RQV-RSV REGULATORS

10014-QS

Complete tool panel for RQV-RSV regulators
consisting of 25 arts


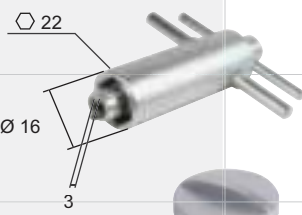


10014-QS


Tools for RQV-RSV regualtors



9092	1	Puller
9091	1	Puller
9219	1	Puller
9553	1	Reduction
9709	1	Adjusting wrench
9065	1	Bush
9708	1	Adjusting wrench
9706	1	Adjusting wrench
9707	1	Adjusting wrench
9609	1	Adjusting wrench
9710	1	Screwdriver
8138	1	Pressing tool
9875-K	1	Adjusting wrench
9847	1	Adjusting wrench
9849	1	LDA adjusting tool
9711	1	Adjusting wrench
9705	1	Adjusting wrench
9720	1	Adjusting wrench
9846	1	Wrench
9994	1	Adjusting wrench
9856	1	Adjusting wrench
9760	1	Stroke stop
9157-A	1	Spring press
9879	1	Adjusting wrench
9889	1	Puller

Pieces

	Mass holder puller for RQV...A... adjustment 20 x 1,5	9092 <i>KDEP 2886</i>
	Mass holder puller for RQV...B... adjustment 24 x 1,5	9091 <i>KDEP 2872</i>
	Puller 3 threads: M 36 x 1,5 - M 26 x 1,5 - M 20 x 1,5	9219 <i>KDEP 2918</i> <i>BH 0 986 611 246</i>
	Dynamometric wrench reduction 1/2" double square	9553 <i>KDEP 2921</i> <i>BH 0 986 611 275</i>
 <p> $\square 22$ $\varnothing 16$ 3 </p>	EP/RSUV governor wrench	9709 <i>KDEP 2968</i>
	Bush for tappet cap - size A	9065 <i>KDEP 2973</i> <i>BH 0 986 611 401</i>
 <p> 28 6 </p>	EP/RSUV governor wrench	9708 <i>KDEP 2979</i> <i>BH 0 986 611 411</i>
 <p> 4 20 </p>	RQV..A governor wrench	9706 <i>KDEP 2988</i> <i>BH 0 986 611 453</i>
 <p> $\varnothing 18$ 4 </p>	EPRSV governor wrench	9707 <i>KDEP 2998</i> <i>BH 0 986 611 475</i>
	Adjusting wrench - FIAT 190 hex. 14 + 10	9609 <i>KDEP 1047</i> <i>BH 0 986 611 628</i>
	Adjusting wrench hex. 10 + allen wrench 3	9710 <i>KDEP 1048</i> <i>BH 0 986 611 632</i>
	Tool to press plastic seal on lock nuts	8138 <i>KDEP 1188</i> <i>BH 0 986 611 979</i>
 <p> 24 19 </p>	Governor wrench hexagon plus hexagon	9875-K <i>KDEP 1541</i> <i>BH 0 986 612 046</i>



Disassembly wrench for two teeth membrane
+ screwdriver

9847

KDEP 1542
BH 0 986 612 049



Tool for the LDA (last type) central pin
positioning (e.g. MERCEDES 19.44)
To be used with our art **9846**

9849

KDEP 1544
BH 0 986 612 053




Adjusting wrench
hex. 13 + allen wrench 4

9711


RQV...B... governor wrench

9705

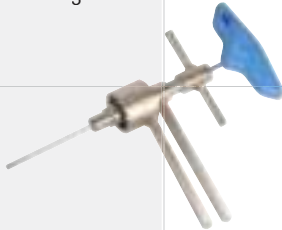
KDEP 2969
BH 0 986 611 395



Two teeth wrench to adjust EPRQ (V) governor springs

9720

KDEP 2989
BH 0 986 611 456



Adjusting wrench for trucks
MERCEDES 19.44 - P7100 pumps
hex 27 - 2 teeth Ø 16,2 teeth Ø 12 - allen wrench 4 mm

9846

KDEP 1578
BH 0 986 612 130



3 teeth wrench for regular spring plate, K type

9994

KDEP 1634
BH 0 986 612 240



LDA adjusting wrench on CAV DPS Turbo

9856

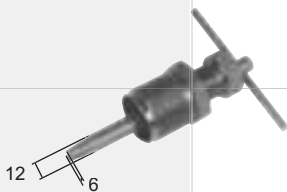
CAV 7244-584



PES...RSF stroke stop
(MERCEDES 190 D-250 D)

9760

KDEP 1077
BH 0 986 611 746



Governor spring press

9157-A

KDEP 2894
BH 0 986 611 108



2 Balancing wrenches of rotary groups with regulator
initial thread - 8 x 1,25

9879


Motoring hub puller
SCANIA 142 - mm 42 x 1,5

9889

KDEP 2926
BH 0 986 611 280

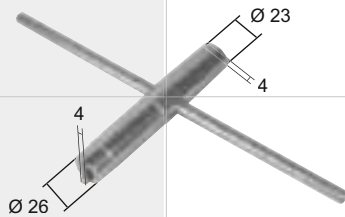
Other tools for regulators



Goniometer 180°, is used to check the angle shot of the control lever of the governor RQV-K

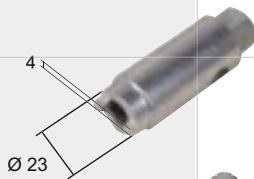
9511-A

BH 1 688 130 183
ex. BH 1 681 440 006
EFEP 56 C



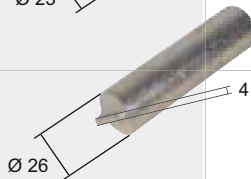
RQV...B...A standard wrench for mass holder nut

9159



RQV...A guided wrench for mass holder nut

9160



RQV...B governor wrench for mass holder nut

9161-A




Guided wrench to adjust the governor spring

9916



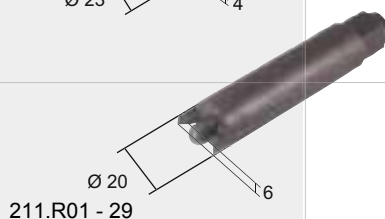
Spring press
The sliding takes place on bearings thanks to a pressure without stress

9157



Wrench for mass holder nut size A, B, BV with pressure guide for auto-centering RQV...B...A... governor

9418



Two teeth wrench for FRIEDMAN MAYER governor nut

9338



Fixed checking gauge to survey the protrusion dimension of the elastic pins, RQV governor

9624

BH 1 682 329 038



Fixed checking gauge to survey the protrusion dimension of the elastic pins, RQV...K governor


9624-A

BH 1 682 329 081



Puller for governor bell EP/RSV

9876



EPRSV governor wrench

9917



Balancing wrench for rotary groups without regulator depth thread 8x1,25

9878



Balancing wrench for rotary groups with regulator initial thread 8x1,25

9879




Regulator spring-presser tool. It enables an easy massbalancing with our wrench 9879

9838-A



Conical reamer for governor shaft pin \varnothing 3mm

9887



Reamer for governor HUB mass holder

9888



Puller / connector kit for oil seal of the accelerator shaft RQ governor

9890

212



Tools for M, MW in-line pumps

Pumps equipment





Tools for M, MW in-line pumps

Pumps equipment

212 TOOLS FOR M, MW IN-LINE PUMPS

Pump service brackets	3 - 4
Comparator Bearing Boxes	5 - 10
Delivery start tools	11 - 14
Tools in boxes	15 - 20
Other tools	21

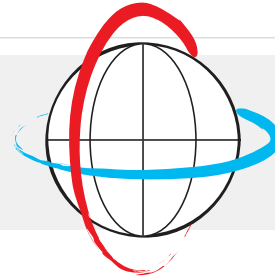




MARBED[®]
PROFESSIONAL DIESEL SERVICE TOOLS

9356-K

Bracket kit and vice for BOSCH P pumps



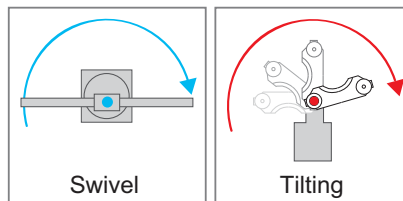
9356-K


Bracket kit and vice for BOSCH P pumps consisting of:




9260

Strengthened base *BH 0 986 611 273*



 *The pump can be positioned comfortably by the base 9260*



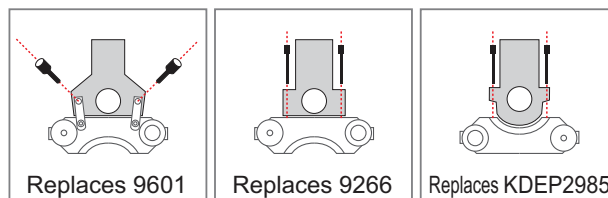
9452-A

590 mm extended rod with Ø 28 and 10 mm guide *BH 0 986 611 252*



9267-U

Couple of brackets *BH 0 986 611 441*



9267-U is designed to accommodate various types of pumps which may differ in form and attacks.

Optional



810 mm extended rod with Ø 28 and 10 mm guide

9452-B



Swivel vice flange with rotary movement
for PES...A, VA-VE, CAV, M pumps
equipped with
9600 (A) - Plate with square seat for bench vice

9402



Swivel vice flange for EP/VA...VE


9205



Swivel vice for B - BV pumps

9356

*KDEP 2919
BH 0 986 611 248*



Swivel vice cradle for operative flange
*(all the applicable flanges are listed in
AB - test bench equipment section)*

9601

*KDEP 2963
BH 0 986 611 358*



MARBED[®]
PROFESSIONAL DIESEL SERVICE TOOLS

9881-K



9881-K - COMPARATOR SUPPORT BOX FOR IN LINE PUMPS

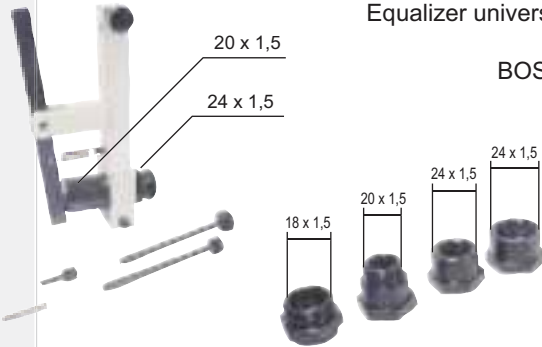
9881-K

Box complete with universal comparator support to take dimension of rod stroke on pumps in line BOSCH P, P7100, 8500, A, B, BV, MW, M, RSF and so on

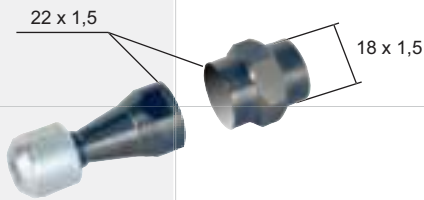
9881	1	Equalizer comparator bearing
9446	1	Comparator bearing A, B, BV pumps
9500	1	Decimal comparator
9501	1	Magnet
9502-B	1	Comparator bearing BOSCH P pumps
9881-A	1	Comparator bearing BOSCH M-RSF pumps

Pieces

9881



Equalizer universal comparator bearing with return spring for rod share BOSCH P, P7100, 8500 pumps
reductions:
 18 x 1,5 (B, BV pumps)
 20 x 1,5 (A pumps)
 24 x 1,5 (P pumps)
 24 x 1,5 (8500 pumps)



9446

Comparator bearing to survey the rod stroke for A, B, BV pumps

Not included in 9881-K box



9500

Decimal comparator for rack rod stroke
 30 mm stroke

BH 1 687 233 015



9501

Magnet



9502-B



A **9502** Comparator bearing for rod stroke for BOSCH P
BH 1 688 130 030
 outside thread 24 x 1,5
 clamp with rods (our art 9502-A) included



B **9502-C** Reduction for 9502 for BOSCH 8500 pump threaded 24 x 1,5 inside

C **9483-K19** Reduction for 9502 for BOSCH MW pump thread 26 x 1,5 outside



D Rod (Not available separately)



9881-A

Comparator bearing to survey the rod share BOSCH M, RSF, 4 and 5 cyl. (MERCEDES, FORD TRANSIT)



9732 - COMPARATOR BEARING BOX BOSCH PUMPS

9732

Dial gauge bearing tool box
to survey the delivery start
on rotary and in line BOSCH pumps

Comparator Bearing Box

9732



9733	1	Comparator
9087	1	Comparator
9761-A5	1	Reduction
9501	1	Magnet
9186	1	Comparator bearing
9186-A	1	Comparator bearing
9186-B	1	Comparator bearing
9471-09	1	Comparator bearing
9580	1	Comparator bearing
9682	1	Comparator bearing
15-D3	1	Probe
12-E2	1	Probe
13-E2	1	Probe
14-C	1	Probe
15-D	1	Probe
	Pieces	



9733


Centesimal comparator 5mm



9087

Centesimal comparator 10mm

BH 1 687 233 011




9761-A5

Comparator reduction from 3 mm to 2,5 mm



9501

Magnet for comparator
thread 2,5




9186

Comparator bearing BOSCH EP/VA...B pumps
thread 12x1
with probe 25 mm Ø 2 thread 2,5 (our ref. **15-D4**)

KDEP 2940

BH 0 986 611 294



9186-A

Comparator bearing BOSCH EP/VA...B pumps
thread 13,5x2




9186-B

Comparator bearing BOSCH EP/VA...B pumps
thread 12,5x1

KDEP 1002

BH 0 986 611 500



9471-09

Comparator bearing BOSCH EP/VE pumps
with probes:
40 mm Ø 4 thread 2,5 (our ref. **13-E1**)
58 mm Ø 4 thread 2,5 (our ref. **12-E1**)


KDEP 1085

0 986 611 754



9580

Comparator bearing for BOSCH EP/VE pumps
with probe 94 mm Ø 4 thread 2,5 (our ref. **15-D2**)



9682

Dial gauge bearing with a spill point pipe
and an extended rod with returning action
right for A, B, BV and in-line BH pumps
12 x1,5 - 14 x 1,5



15-D3

probe 52 mm Ø 2 thread 2,5



12-E2

probe 40 mm Ø 4 thread 3



13-E2

probe 58 mm Ø 4 thread 3



14-C

Combination of two probes:
our ref. **14-C1** - 9 mm Ø 4 thread 2,5
our ref. **14-C2** - 9 mm Ø 4 thread 3



15-D

Couple of probes 94 mm Ø 2 thread 2,5



MARBED[®]
PROFESSIONAL DIESEL SERVICE TOOLS

9701-K



9701-K - COMPARATOR SUPPORT BOX FOR BOSCH P PUMPS

9701-K

Universal comparator supports box for delivery start on test bench and check for BOSCH P injection pumps setting on engine

9087	1	Centesimal comparator
9174-MW	1	Reduction for 9174-K on BOSCH MW pumps
9445-A	1	Tool to take the delivery start with overflow
9174-K	1	Comparator support BOSCH P7100 e P8500 pumps
9682	1	Universal on line pumps comparator support

Pieces



9087

Centesimal comparator
10 mm stroke

BH 1 687 233 011



9174-K

Comparator support to take the delivery start on all BOSCH P, P7100, P8500 type R pumps and to set injection pumps on the engine.
Universal tool, quick and precise, for timing pumps on trucks such as IVECO, MERCEDES, MAN, VOLVO, SCANIA and so on




9174-MW

Reduction to be mounted on 9174-K for taking the delivery start dimension on BOSCH MW pumps for IVECO EUROTEC, MERCEDES 250 TD and so on



9445-A

Tool equipped with capillary hole-drilled glass to take delivery start with overflow
thread 12 x 1,5 - 14 x 1,5
Trucks IVECO, MERCEDES etc.




12 x 1,5
14 x 1,5

9682

Universal comparator support to take the delivery start dimension on pumps in line:
A, B, BV, SIMMS,
PES...M, PES...RSF, BOSCH.
thread 12 x 1,5 - 14 x 1,5


For its use both the needle and the spring of the valve must be removed. Then the pressure connector must be removed

Delivery start tools




9145

Tool equipped with capillary hole-drilled glass to take the delivery start dimension with exhaust valve. It enables clearly to see the overflow.
Thread 12 x 1,5 - 14 x 1,5



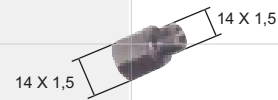
9098

Reduction union 14/12




9099

Reduction union 12/14 for test bench



9098-A

Union 14/14 for test bench



9148-A

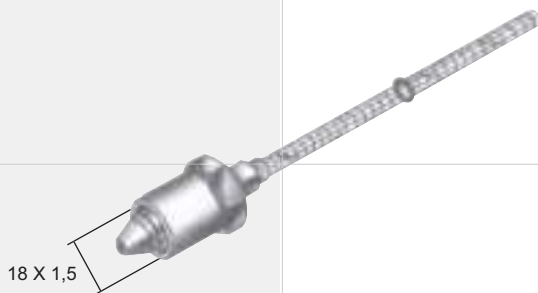
0-400 bar manometer with quick connection
12x1,5 - 14x1,5

A	9148-H	Manometer 0-400 BAR	Ø100 mm	Gas Pitch 1/2"
B	9063	Manometer reduction gas pitch 1/2"	- 14x1,5 mm	
C	9148-B	Quick connection 12 x 1,5 - 14 x 1,5		



9149

Manometer pipe with reduction



9445

Fixture to survey delivery start. Equipped with glass pipe with capillary hole.
Thread 18 x 1,5



9551

Nylon dial gauge bearing to survey the end stroke of the engine FIAT IVECO trucks

9883-A

BH 1 687 222 048
EFEP 435B



DUAL PURPOSE



DELIVERY START

It is suitable determining the delivery start of pumps. Pressure is taken through pumping, by connecting the pipe-added to the delivery valve of the pump without removing the pump



PORTABLE INJECTOR TESTER

It can be used as a portable pump for testing injectors. It is equipped with manometer 315 BAR. It has got pumping element and valve, connecting pipe, additional tank. All is packed in a case with handle



MARBED[®]
PROFESSIONAL DIESEL SERVICE TOOLS

9630



9630 - TOOL BOX FOR PES...M AND PES...RSF BOSCH PUMPS

9630

Tool box for disassembly and reassembly of PES...M and PES...RSF BOSCH pumps

9529	1	Toothed wrench
9454	1	Dial gauge
9238-D	1	Tappet lifter
9881-A	1	Dial gauge
9333	1	Bed pumping reamer
9587	1	Checking bell for oil seal
9554	1	Open box wrench
9554-A	1	Open box wrench
9760	1	Stroke stop

Pieces



Toothed wrench PES...RSF...M
(Mercedes 190D - 250D)

9529


*KDEP 1044
BH 0 986 611 623*



PES...M dial gauge bearing
of delivery start
(Mercedes 220D - Ford Transit)

9454


BH 0 681 440 017



Tappet lifter for PES...M...RSF - 4 cyl. and 5 cyl.
(Mercedes 220D - 190D - 250-D - Ford Transit)
7 pieces unit

9238-D

*KDEP 1563
BH 0 986 612 089*



Rod stroke dial gauge bearing
for PES...M...RSF - 4 cyl. and 5 cyl.
(Mercedes 220D - 190D - 250-D - Ford Transit)
6 pieces unit

9881-A

BH 1 688 130 130



Pumping base reamer PES...M
(Mercedes - Ford Transit)
Ø 12x16 mm

9333

*KDEP 2956
BH 0 986 611 329*



Check bell for oil seal for PES...M pumps
with compressed air inlet

9587

*KDEP 1045
BH 0 986 611 624
BH 1 688 131 860*




Open box wrench for pipe nuts
Male square - 17 mm
(Mercedes - VW Golf)

9554



Open box wrench for pipe nuts
Female square - 17 mm
(Mercedes - VW Golf)

9554-A



PES...RSF stroke stop
(Mercedes 190D - 250D)

9760

*KDEP 1077
BH 0 986 611 746*



MARBED[®]
PROFESSIONAL DIESEL SERVICE TOOLS

9483-KW

Complete tool box for MW BOSCH pump
consisting of 26 pieces



9483-K 9483-KW - TOOL BOXES FOR BOSCH MW PUMPS



9483-K

Complete tool box for MW BOSCH pump
consisting of 18 pieces












Tools for BOSCH MW pumps

9483-K 9483-KW



			9483-K	9483-KW
9483-K2	1	Clamp	○	○
9483-K3	1	Comparator bearing	○	○
9483-K4A	1	Double pipe	○	○
9483-K4B	2	Triple pipe	○	○
9483-K5	1	Seal guide	○	○
9483-K5A	1	Seal Guide	○	○
9483-K5B	1	Timing fixture	○	○
9483-K6	3	Cam tappet lifter	○	○
9483-K7	3	Cam tappet lifter	○	○
9483-K8	1	Spacer	○	○
9483-K10	1	Extractor for brass	○	○
9483-K13	1	Shaft blow puller	○	○
9483-K14	1	Bearing inserter	○	○
9483-K15	1	Bearing inserter	○	○
9483-K16	1	Wrench	○	○
9483-K17	1	Wrench	○	○
9483-K18	1	Wrench	○	○
9721	1	Adjusting wrench	○	○
9513-K	1	Device for the survey of delivery start	○	○
9502-K	1	Comparator bearing	○	○
9810	1	Universal tappet presser	○	○

Pieces

	9486-K	9486-KW
	<input type="radio"/>	<input type="radio"/>
	<input type="radio"/>	<input type="radio"/>
	<input type="radio"/>	<input type="radio"/>
	<input type="radio"/>	<input type="radio"/>
	<input type="radio"/>	<input type="radio"/>
	<input type="radio"/>	<input type="radio"/>
	<input type="radio"/>	<input type="radio"/>
	<input type="radio"/>	<input type="radio"/>
	<input type="radio"/>	<input type="radio"/>
	<input type="radio"/>	<input type="radio"/>
	<input type="radio"/>	<input type="radio"/>

9483-K2

Clamp for pumping group device

*KDEP 1066
BH 0 986 611 717*
9483-K3

Comparator bearing for the survey of the sleeve adjusting level, provided with gauge block (3 piece unit)

*KDEP 1061
BH 0 986 611 683*
9483-K4A

Double pipe for seal test of pumping group

*KDEP 1052
BH 0 986 611 660*
9483-K4B

Triple pipe for seal test of pumping group

*KDEP 1053
BH 0 986 611 663*
9483-K5

 Seal guide for cam shaft
Ø 17 mm

*KDEP 1054
BH 0 986 611 666*
9483-K5A

 Seal guide for cam shaft
Ø 20 mm

*KDEP 1055
BH 0 986 611 667*
9483-K5B

Stroke upkeeping spring device for MW pumps on MERCEDES and FIAT

9483-K6

 Cam tappet lifter.
It works simultaneously on two tappets, for MW pumps e.g. on MERCEDES 5 cyl.

*KDEP 1051
BH 0 986 611 653*
9483-K7

 Cam tappet lifter for
PE (S) ...MW ...S1000 pumps
(mounted on FIAT)











*KDEP 1068
BH 0 986 611 733*
9483-K8

Couple of spacer for pumping elements

*KDEP 1057
BH 0 986 611 677*
9483-K10

 Extractor for brass bushes on MW pumps
(three pieces unit)

*KDEP 1056
KDEP 1058
BH 0 986 611 668
BH 0 986 611 678*

	9486-K	9486-KW
	<input type="radio"/>	<input type="radio"/>
	<input type="radio"/>	<input type="radio"/>
	<input type="radio"/>	<input type="radio"/>
	<input type="radio"/>	<input type="radio"/>
	<input type="radio"/>	<input type="radio"/>
	<input type="radio"/>	<input type="radio"/>
	<input type="radio"/>	<input type="radio"/>
	<input type="radio"/>	<input type="radio"/>
	<input type="radio"/>	<input type="radio"/>
	<input type="radio"/>	<input type="radio"/>

9483-K13

Shaft blow puller

*KDEP 1059
BH 0 986 611 679*
9483-K14

Couple of round nuts for camshaft and bearing inserter on MW pumps e.g. on MERCEDES 5 cyl.

*KDEP 1060
BH 0 986 611 680*
9483-K15

Couple of round nuts for camshaft and bearing inserter on MW pumps on FIAT

*KDEP 1069
BH 0 986 611 735*
9483-K16

Toothed wrench for adjusting MW counterweight governor

*KDEP 1062
BH 0 986 611 695*
9483-K17

Bush adjusting wrench for RPM

*KDEP 1063
BH 0 986 611 696*
9483-K18

Wrench for the governor bush adjusting

*KDEP 1064
BH 0 986 611 703*
9721

Wrench to adjust the rod of accelerator level on MW pump (on MERCEDES 340)

*KDEP 1559
BH 0 986 612 085*
9513-K

 Device for the survey of delivery start of MW threaded pump, mounted on e.g. FIAT
 thread 18 x 1,5mm
 It includes the body (our art. 8513-N) and reduction (our art. 9513-KA)

*BH 1 688 130 135
BH 1 683 350 066
BH 1 682 012 008*
9502-K

 Comparator bearing for BOSCH MW pumps e.g. on MERCEDES 5 cyl.
 threaded rod stroke 26 x 1,5 mm

BH 1 683 350 064
9810

Universal tappet presser for A/B/BV/M/MW/P pumps

*KDEP 1505
BH 0 986 611 993*

Other tools for BOSCH M, MW pumps


	<p>Comparator bearing for MW pumps mounted on FIAT</p>	<p>9502-KA <i>BH 1 688 130 134</i></p>
 <p>18 x 1,5</p>	<p>Device for the survey of delivery start of MW pumps thread 18 x 1,5 pump mounted on MERCEDES 5 cil</p>	<p>9513-KB <i>1 688 130 135</i></p>
 <p>(A) 18 x 1,5 (B)</p>	<p>Modification for delivery start on MW PE (S)... S1000 e.g. on FIAT - 18x1,5mm</p>	<p>9513-KA (A) <i>BH 1 683 350 066</i> (B) <i>BH 1 682 012 008</i></p>
	<p>Reduction for 9502 for BOSCH MW pump <i>thread 26 x 1,5 outside</i></p>	<p>9483-K19</p>
	<p>Plate for PES...M 6 cyl. complete for six tappet lifter</p>	<p>9238-E <i>KDEP 1563/3</i></p>
	<p>Stroke holding tool for M BOSCH pump on MERCEDES 220 D</p>	<p>9289</p>
	<p>13 mm shaped wrench for BOSCH pump clamping nuts on MERCEDES 220 D</p>	<p>9530</p>
	<p>17 mm shaped wrench 90° for diesel oil adjusting for BOSCH pump on MERCEDES 220 D</p>	<p>9605-A</p>
	<p>19 mm shaped wrench 90° for diesel oil adjusting for BOSCH pump on MERCEDES 220 D</p>	<p>9605</p>
 <p>Ø 29</p>	<p>Toothed wrench for pressure unions for PE...ZW (M) pumps with 1/2" square connection</p>	<p>9503 <i>KDEP 2920</i></p>
	<p>Three tappet adjusting wrenches for MERCEDES engines</p>	<p>9456</p>

213



Tools for P, H, R in-line pumps

Pumps equipment






Tools for P, H, R in-line pumps

Pumps equipment

213 TOOLS FOR P, H, R IN-LINE PUMPS

Pump service brackets	3 - 4
Comparator Bearing Boxes	5 - 10
Delivery start tools	11 - 14
Tools in boxes for BOSCH P pumps	15 - 16
Tools for BOSCH P 7100-7800 pumps	17 - 21
Tools for BOSCH P 8500 pumps	22 - 23
Other tools for BOSCH P pumps	24 - 26
Tools for BOSCH H pumps	27 - 30
Tools for EDC electronic governors	31 - 34
Cables for electronic regulators	35

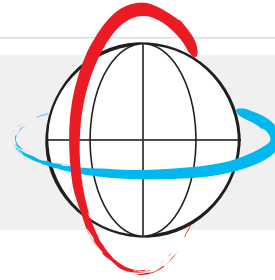




MARBED[®]
PROFESSIONAL DIESEL SERVICE TOOLS

9356-K

Bracket kit and vice for BOSCH P pumps



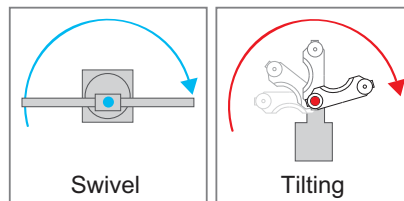
9356-K


Bracket kit and vice for BOSCH P pumps consisting of:




9260

Strengthened base *BH 0 986 611 273*



 *The pump can be positioned comfortably by the base 9260*



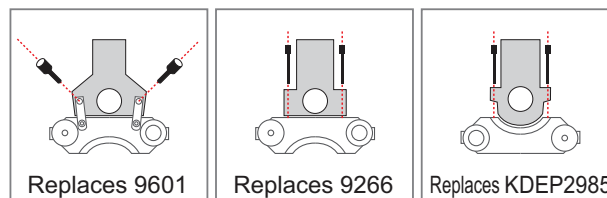
9452-A

590 mm extended rod with Ø 28 and 10 mm guide *BH 0 986 611 252*



9267-U

Couple of brackets *BH 0 986 611 441*



9267-U is designed to accommodate various types of pumps which may differ in form and attacks.

Optional



810 mm extended rod with Ø 28 and 10 mm guide

9452-B



Swivel vice flange with rotary movement
for PES...A, VA-VE, CAV, M pumps
equipped with
9600 (A) - Plate with square seat for bench vice

9402



Swivel vice flange for EP/VA...VE


9205



Swivel vice for B - BV pumps

9356

*KDEP 2919
BH 0 986 611 248*



Swivel vice cradle for operative flange
*(all the applicable flanges are listed in
AB - test bench equipment section)*

9601

*KDEP 2963
BH 0 986 611 358*



MARBED[®]
PROFESSIONAL DIESEL SERVICE TOOLS

9881-K



9881-K - COMPARATOR SUPPORT BOX FOR IN LINE PUMPS

9881-K

Box complete with universal comparator support to take dimension of rod stroke on pumps in line BOSCH P, P7100, 8500, A, B, BV, MW, M, RSF and so on

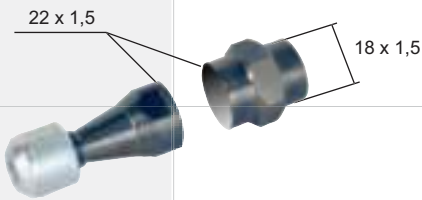
9881	1	Equalizer comparator bearing
9446	1	Comparator bearing A, B, BV pumps
9500	1	Decimal comparator
9501	1	Magnet
9502-B	1	Comparator bearing BOSCH P pumps
9881-A	1	Comparator bearing BOSCH M-RSF pumps

Pieces

9881



Equalizer universal comparator bearing with return spring for rod share BOSCH P, P7100, 8500 pumps
reductions:
 18 x 1,5 (B, BV pumps)
 20 x 1,5 (A pumps)
 24 x 1,5 (P pumps)
 24 x 1,5 (8500 pumps)



9446

Comparator bearing to survey the rod stroke for A, B, BV pumps

Not included in 9881-K box



9500

Decimal comparator for rack rod stroke
 30 mm stroke

BH 1 687 233 015



9501

Magnet



9502-B



A 9502 Comparator bearing for rod stroke for BOSCH P
BH 1 688 130 030
 outside thread 24 x 1,5
 clamp with rods (our art 9502-A) included



B 9502-C Reduction for 9502 for BOSCH 8500 pump threaded 24 x 1,5 inside



C 9483-K19 Reduction for 9502 for BOSCH MW pump thread 26 x 1,5 outside



D Rod (Not available separately)



9881-A

Comparator bearing to survey the rod share BOSCH M, RSF, 4 and 5 cyl. (MERCEDES, FORD TRANSIT)



9732 - COMPARATOR BEARING BOX BOSCH PUMPS

9732

Dial gauge bearing tool box
to survey the delivery start
on rotary and in line BOSCH pumps

Comparator Bearing Box

9732

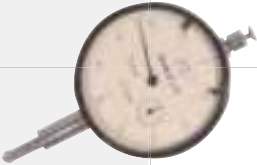


9733	1	Comparator
9087	1	Comparator
9761-A5	1	Reduction
9501	1	Magnet
9186	1	Comparator bearing
9186-A	1	Comparator bearing
9186-B	1	Comparator bearing
9471-09	1	Comparator bearing
9580	1	Comparator bearing
9682	1	Comparator bearing
15-D3	1	Probe
12-E2	1	Probe
13-E2	1	Probe
14-C	1	Probe
15-D	1	Probe
	Pieces	



9733


Centesimal comparator 5mm



9087

Centesimal comparator 10mm

BH 1 687 233 011




9761-A5

Comparator reduction from 3 mm to 2,5 mm



9501

Magnet for comparator
thread 2,5




9186

Comparator bearing BOSCH EP/VA...B pumps
thread 12x1
with probe 25 mm Ø 2 thread 2,5 (our ref. **15-D4**)

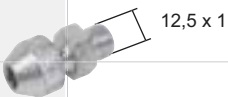
KDEP 2940

BH 0 986 611 294



9186-A

Comparator bearing BOSCH EP/VA...B pumps
thread 13,5x2




9186-B

Comparator bearing BOSCH EP/VA...B pumps
thread 12,5x1

KDEP 1002

BH 0 986 611 500



9471-09

Comparator bearing BOSCH EP/VE pumps
with probes:
40 mm Ø 4 thread 2,5 (our ref. **13-E1**)
58 mm Ø 4 thread 2,5 (our ref. **12-E1**)


KDEP 1085

0 986 611 754



9580

Comparator bearing for BOSCH EP/VE pumps
with probe 94 mm Ø 4 thread 2,5 (our ref. **15-D2**)



9682

Dial gauge bearing with a spill point pipe
and an extended rod with returning action
right for A, B, BV and in-line BH pumps
12 x1,5 - 14 x 1,5



15-D3

probe 52 mm Ø 2 thread 2,5



12-E2

probe 40 mm Ø 4 thread 3



13-E2

probe 58 mm Ø 4 thread 3



14-C

Combination of two probes:
our ref. **14-C1** - 9 mm Ø 4 thread 2,5
our ref. **14-C2** - 9 mm Ø 4 thread 3



15-D

Couple of probes 94 mm Ø 2 thread 2,5



MARBED[®]
PROFESSIONAL DIESEL SERVICE TOOLS

9701-K



9701-K - COMPARATOR SUPPORT BOX FOR BOSCH P PUMPS

9701-K

Universal comparator supports box for delivery start on test bench and check for BOSCH P injection pumps setting on engine

9087	1	Centesimal comparator
9174-MW	1	Reduction for 9174-K on BOSCH MW pumps
9445-A	1	Tool to take the delivery start with overflow
9174-K	1	Comparator support BOSCH P7100 e P8500 pumps
9682	1	Universal on line pumps comparator support

Pieces



9087

Centesimal comparator
10 mm stroke

BH 1 687 233 011



9174-K

Comparator support to take the delivery start on all BOSCH P, P7100, P8500 type R pumps and to set injection pumps on the engine.
Universal tool, quick and precise, for timing pumps on trucks such as IVECO, MERCEDES, MAN, VOLVO, SCANIA and so on




9174-MW

Reduction to be mounted on 9174-K for taking the delivery start dimension on BOSCH MW pumps for IVECO EUROTEC, MERCEDES 250 TD and so on



9445-A

Tool equipped with capillary hole-drilled glass to take delivery start with overflow
thread 12 x 1,5 - 14 x 1,5
Trucks IVECO, MERCEDES etc.



9682

Universal comparator support to take the delivery start dimension on pumps in line:
A, B, BV, SIMMS,
PES...M, PES...RSF, BOSCH.
thread 12 x 1,5 - 14 x 1,5


For its use both the needle and the spring of the valve must be removed. Then the pressure connector must be removed

Delivery start tools




9145

Tool equipped with capillary hole-drilled glass to take the delivery start dimension with exhaust valve. It enables clearly to see the overflow.
Thread 12 x 1,5 - 14 x 1,5



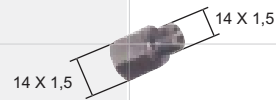
9098

Reduction union 14/12




9099

Reduction union 12/14 for test bench



9098-A

Union 14/14 for test bench



9148-A

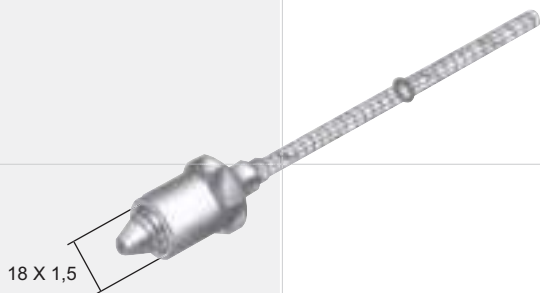
0-400 bar manometer with quick connection
12x1,5 - 14x1,5

A	9148-H	Manometer 0-400 BAR	Ø100 mm	Gas Pitch 1/2"
B	9063	Manometer reduction gas pitch 1/2"	- 14x1,5 mm	
C	9148-B	Quick connection 12 x 1,5 - 14 x 1,5		



9149

Manometer pipe with reduction



9445

Fixture to survey delivery start. Equipped with glass pipe with capillary hole.
Thread 18 x 1,5



9551


Nylon dial gauge bearing to survey the end stroke of the engine FIAT IVECO trucks

9883-A

BH 1 687 222 048
EFEP 435B



DUAL PURPOSE



DELIVERY START

It is suitable determining the delivery start of pumps. Pressure is taken through pumping, by connecting the pipe-added to the delivery valve of the pump without removing the pump



PORTABLE INJECTOR TESTER

It can be used as a portable pump for testing injectors. It is equipped with manometer 315 BAR. It has got pumping element and valve, connecting pipe, additional tank. All is packed in a case with handle



MARBED[®]
PROFESSIONAL DIESEL SERVICE TOOLS

9441-A




9441-A - TOOL BOX FOR "P" BOSCH PUMPS

9441-A

Tool box for "P" BOSCH pumps
equipped with 28 pieces

9166	1	Toothed wrench
9167	1	Open toothed wrench
9168	1	Pumping group puller
9502	1	Dial gauge bearing for rod stroke
9173	1	Pumping group disassembly clamp
9525	8	Runner tappet lifte
9410	6	Ecentric tappet lifter
9410-A	6	Eccentric tappet lifter
9553	1	Reduction
9174	1	Dial gauge bearing to survey the delivery start level
9087	1	Centesimal comparator


Pieces



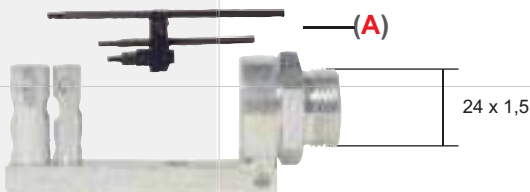
Toothed wrench with 1/2" square


9166
*KDEP 2986
BH 0 986 611 451*


Open toothed wrench for pressure unions, for delivery adjustment

9167
*KDEP 2997
BH 0 986 611 452*


Pumping group puller with 25,5 mm height reductions


9168
KDEP 2911.2.1

 Dial gauge bearing for rod stroke thread 24x1,5 protrusion 18 mm for PE...P pumps
(A) (clamp included - *our art. 9502-A*)

9502
*BH 1 688 030 130
EFEP 393*



Pumping group disassembly clamp

9173
*KDEP 2962
BH 0 986 611 356*


Runner tappet lifter with casing guide threaded body

9525
*KDEP 1041
BH 0 986 611 613*


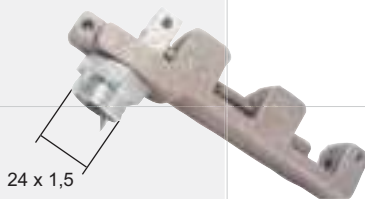
Eccentric tappet lifter

9410
*KDEP 2910
BH 0 986 611 226*


Eccentric tappet lifter with casing guide threaded body

9410-A


Reduction with 1/2" double square

9553
*KDEP 2921
BH 0 986 611 275*


PE...PS 80 pumps dial gauge bearing to survey the delivery start level connection mm 24x1,5

9174
*BH 1 688 130 085
BH 1 688 130 112*


Centesimal comparator - 10mm stroke

9087
BH 1 687 233 011



MARBED[®]
PROFESSIONAL DIESEL SERVICE TOOLS

10014-P

Tool box equipped with 39 pieces for the assembly and dismounting of BOSCH P7100 and P7800 pumps mounted on IVECO TURBOSTAR, MERCEDES...MACK, JOHN DEERE



10014 10014-P - TOOLS FOR BOSCH P7100 - P7800 PUMPS



10014

Tool panel equipped with 22 pieces for the assembly and dismounting of BOSCH P7100 and P7800 pumps mounted on IVECO TURBOSTAR, MERCEDES...MACK, JOHN DEERE

Tools for BOSCH P7100 and P7800 pumps

10014-P 10014



			10014-P	10014
9800	1	Tappet lifter	○ 8x	○ 6x
9801	1	Clamping pin	○ 12x	○ 6x
9802	1	Tappet pliers	○	○
9803	1	Coupling extractor	○	○
9804	1	Converter wrench	○	○
9805	1	Reduction	○	○
9168	1	Pumping group extractor	○	○
9807	1	Cover Tappet extractor	○	○
9810	1	Tappet presser	○	○
9811	1	Fitting for 9810	○	○
9815	1	Bush Ø 30	○	○
9816	1	Bush Ø 35	○	○
9817	1	Spacers	○	○
9819	1	Drive slide	○	○
9820	1	Bearing inserter	○	○
9821	1	Pump cover inserter	○	○
9822	1	Oil seal inserter Ø 30	○	○
9823	1	Oil seal inserter Ø 35	○	○
9824	1	Bearing inserter (2 particulars)	○	○
9825	1	Bearing extractor	○	○

Pieces

10014-P	10014
<input type="checkbox"/>	<input type="checkbox"/>
<input type="checkbox"/>	<input type="checkbox"/>
<input type="checkbox"/>	<input type="checkbox"/>
<input type="checkbox"/>	<input type="checkbox"/>
<input type="checkbox"/>	<input type="checkbox"/>
<input type="checkbox"/>	<input type="checkbox"/>
<input type="checkbox"/>	<input type="checkbox"/>
<input type="checkbox"/>	<input type="checkbox"/>



Tappet lifter for P pump P7100 and P7800

9800

*KDEP 1553
BH 0 986 612 066*



Tappet clamping pin for pump tightness test of P pump P7100 and P7800

9801


*KDEP 1571
BH 0 986 612 114*



Extractor for mounting and dismounting of tappet on P pump P7100 and P7800

9802


*KDEP 1575
BH 0 986 612 120*



Puller coupling for mounting hub for P pump P7100 and P7800m on MERCEDES 19.44, IVECO 190.48 and MACK engines.
Thread puller 52x1,5 M, tooth 16 mm

9803


*KDEP 1557
BH 0 986 612 079*



Torque converter fixing wrench for P pumps P7100 and P7800 with 12mm and 16mm side

9804


*KDEP 1555
BH 0 986 612 071*



Pumping group puller with reduction h 25,5 mm

9168

KDEP 2911.2.1



Reduction for item 9168 extractor for P pumps P7100 and P7800

9805

KDEP 2911/3

10014-P	10014
<input type="checkbox"/>	<input type="checkbox"/>
<input type="checkbox"/>	<input type="checkbox"/>
<input type="checkbox"/>	<input type="checkbox"/>
<input type="checkbox"/>	<input type="checkbox"/>
<input type="checkbox"/>	<input type="checkbox"/>
<input type="checkbox"/>	<input type="checkbox"/>
<input type="checkbox"/>	<input type="checkbox"/>

(A)



Extractor for dismounting tappet cover of injection pump in three pieces

9807

*KDEP 1056
BH 0 986 611 668*

(A) 9808 Reduction for 9807 extractor for P pumps P7100 and P7800 (Already included in 9807)

KDEP 1056/0/7 - BH 0 986 611 674



Universal tappet presser for A, B, BV, M, MW, P pumps

9810

*KDEP 1505
BH 0 986 611 993*



Special fastening for item 9810 for use with tappet of P pumps P7100 and P7800 and reduction for P pumps on MACK engines

9811


*KDEP 1556
BH 0 986 612 072*



Roller bearing holder for Ø 30 shaft

9815

*KDEP 1548
BH 0 986 612 059*



Roller bearing holder for Ø 35 shaft

9816

*KDEP 1549
BH 0 986 612 020*



Spacer sleeves for pumping elements

9817

*KDEP 1550
BH 0 986 61 061*



Drive side bearing for cam shaft inserting

9819

*KDEP 1568
BH 0 986 612 106*

10014-P

10014



Inserter for installing roller with cam shaft
 $\varnothing 30$ e $\varnothing 35$ (two diameters are available)

9820

*KDEP 1551
BH 0 986 612 064*



Pump cover inserter and extractor

9821

*KDEP 1554
BH 0 986 612 070*



Oil seal inserter on conic shaft
 $\varnothing 30$

9822

*KDEP 1558
BH 0 986 612 084*



Oil seal inserter on conic shaft
 $\varnothing 35$

9823

*KDEP 1559
BH 0 986 612 085*



Inserter for installing roller bearing on cam shaft
 on drive side of pump chamber

9824

*KDEP 1552
BH 0 986 612 065*



Extractor for roller bearing and external rings
 both on conic shaft $\varnothing 30$ and $\varnothing 35$

9825

*KDEP 1569+
KDEP 1572+
KDEP 1570
BH 0 986 612 107+
BH 0 986 612 111+
BH 0 986 612 115*





MARBED[®]
PROFESSIONAL DIESEL SERVICE TOOLS

10016-P




10016-P - TOOL BOX FOR BOSCH P 8500 PUMPS

10016-P

Tool box for BOSCH P 8500 pumps
(VOLVO, MACK etc...)

9984	1	Socket wrench
9985	1	Puller
9986	1	Clip
9987	1	Assembly tool
9988	1	Guide tool
9989	1	Press in tool
9990	6	Tappet holder
9991	1	Centering tool


Pieces



Socket wrench

9984

*KDEP 1884
BH 0 986 612 489*



Puller

9985


KDEP 1890



Clip

9986

*KDEP 1714
BH 0 986 612 325*



Assembly tool

9987

*KDEP 1888
BH 0 986 612 495*



Guide tool

9988

*KDEP 1886
BH 0 986 612 493*



Press in tool

9989

*KDEP 1887
BH 0 986 612 494*



Tappet holder

9990

*KDEP 1881
BH 0 986 612 482*














Centering tool

9991

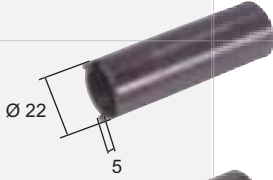
*KDEP 1885
BH 0 986 612 492*

Other tools for BOSCH P

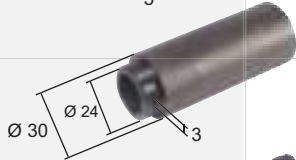
 <p>(A) </p> <p>(B) </p>	<p style="text-align: right;">8005</p> <p>Reduction unit for delivery start tool (A) <i>BH 1 682 012 004</i> with short rod (A) and long rod (B) (B) <i>BH 1 682 012 015</i></p>
	<p style="text-align: right;">9094</p> <p>Torque converter puller 28x1,5 for FIAT 690</p>
	<p style="text-align: right;">9095</p> <p>Torque converter puller 32x1,5 for FIAT 697</p>
	<p style="text-align: right;">9117</p> <p>PE...P pump dial gauge bearing to survey the delivery start level <i>Connection 16x1,5 mm</i> <i>BH 1 688 130 021</i></p>
	<p style="text-align: right;">9131</p> <p>Pressure valve puller 64/1 <i>KDEP 2892</i></p>
	<p style="text-align: right;">9139</p> <p>6 mm RIBE screwdriver for P pump screw</p>
	<p style="text-align: right;">9140</p> <p>6 mm RIBE screwdriver for P pump screw</p>
	<p style="text-align: right;">9169</p> <p>Jig to use with our art 9168 to keep in a right position the pumping group during the reassembly <i>BH 9 682 238 900</i></p>
	<p style="text-align: right;">9174-P</p> <p>Reduction for our art 9174-K for BOSCH P pumps with left connections 8500 - FRIED MAYER and so on</p>




9328

 Torque convertor fixing wrench
 for SIMMS and BOSCH pumps
 (ex. FORD TRANSIT)

9331

P BOSCH pump toothed wrench for rod ring

KDEP 2970

9331-A

 P BOSCH pump toothed wrench for
 oversize rod ring

KDEP 2970

9525-A

 Tappet lifter strengthened runner
 suitable for a better lift of the tappet
 P pumps on SCANIA 141, 142 etc.

9612

Torque converter puller 30x1,5 for FIAT 190

KDEP 2856

9622

Wrench for the guide bushing of the pumping

KDEP 1071

9623

Flywheel puller 36x1,5

KDEP 2965

9629

 Checkin gauge for the protrusion level
 of 25 and 35 mm camshaft cones

*KDEP 2924
BH 25/30*

9636

Rubber ring inserter for the pumping group


KDEP 2884

9637-A

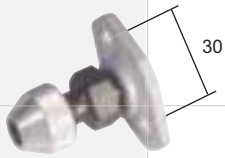
Steel ring inserter in the pumping race

KDEP 1046

(A)

 (A) **9637-B** *Spare conical bush*

9646

 Pluriuse wrench to fix the torque convertor and the hub
 for BOSCH P pump on FIAT 170 and 190
 with pin slide Ø 9 and Ø 10



9683

Dial gauge bearing for rod level
on BOSCH P pumps with LDA



9717

Comparator bearing to survey the delivery start
level on FRIEDMAN MAYER pumps
equipped with 3 connections (20x1,5 - 24x1,5 - 26x1,5)




9730

Open toothed wrench for pressure unions
for delivery adjustment



9748

Positioning bracket for P pumps
on MERCEDES trucks etc.



9812


Checkin gauge for the protrusion level
of 30 and 35 mm camshaft cones

*KDEP 2971
BH 25/35*



MARBED[®]
PROFESSIONAL DIESEL SERVICE TOOLS

10018



10018 - TOOL PANEL FOR BOSCH H PUMPS

10018

Tool panel for H type BOSCH pumps
on MERCEDES, SCANIA

10018

Tools for BOSCH H type pumps




9990	8	Tappet holder
9984	1	Socket wrench
9987	1	Assembly tool
9986	1	Clip
9988	1	Guide tool
9991	1	Centering tool
9989	1	Press in tool
9985	1	Puller
9809-H	1	Coupling
8000	1	Wrench
8000-A	1	Wrench
8007	1	Bearing for fuel inlet
8001	1	Comparator bearing
9502-C	1	Reduction
8002	1	Puller
8003	1	OR connector
8004	1	Wrench
8012	1	Fixing device couple
8006	1	Gauge for lift settings
8008	1	Delivery start bearing

Pieces



9990
 Tappet holder
KDEP 1881
BH 0 986 612 482



9984
 Socket wrench
KDEP 1884
BH 0 986 612 489



9987
 Assembly tool
KDEP 1888
BH 0 986 612 495



9986
 Clip
KDEP 1714
BH 0 986 612 325



9988
 Guide tool
KDEP 1886
BH 0 986 612 493



9991
 Centering tool
KDEP 1885
BH 0 986 612 492



9989
 Press in tool
KDEP 1887
BH 0 986 612 494




9985
 Puller for 9809-H
KDEP 1890
BH 0 986 612 505



9809-H
 Cardan lamellar motoring joint for
 BOSCH H pumps cone Ø 40
 suitable for the cone both short and long shaft
BH 1 685 702 075
BH 1 685 702 076
BH 1 686 401 024




8000
 Wrench for tightening - 60 mm for joint 9809-H



8000-A


Closed 12-point wrench - 36 mm
for tightening 9809-H joint nut



8007

Bearing for fuel inlet - EHAB adapter

BH 0 986 612 653



8001

Comparator bearing to take the dimension
of the rack rod on the governor magnet,
equipped with our bearing 9502

BH 0 986 612 657



9502-C

Reduction for BOSCH 8500 pumps
24 x 1,5



8002

Key puller


BH 0 986 612 640



8003

OR connector


BH 0 986 612 639



8004

2 pin wrench


BH 0 986 612 643



8012

Fixing device couple to pull out/push
governor cover


BH 0 986 612 598



8006

Gauge for lift settings

BH 0 986 612 620



8008

Delivery start bearing BOSCH H pumps


(A) 8005

Connection unit for delivery start
with short rod (*BH 1 682 012 004*)
with long rod (*BH 1 682 012 015*)



MARBED[®]
PROFESSIONAL DIESEL SERVICE TOOLS

10017



10017 - TOOL PANEL FOR EDC GOVERNORS FOR BOSCH VE, MERCEDES, P, R, H PUMPS

10017

Tool panel for EDC electronic governors for
BOSCH VE, MERCEDES, P, R, H pumps

10017

Tools for BOSCH VE, MERCEDES,P,R,H pumps



9992	1	Gauge
9992-A	1	Gauge
9992-B	1	Fixing device for pulse wheel
9992-C	1	Puller
9992-D	1	Puller
9992-E	1	Puller
9992-F	1	Comparator support and comparator
8009	1	Checking device for EDC
8010	1	Checking device for EDC
8011	1	Checking device for EDC
8017	1	Checking device for EDC
8018	1	Checking device for EDC
9993	1	Registering tool
9993-A	1	Registering gauge
9993-B	1	9993 support
9993-C	1	Tool for regulation on drive lever

Pieces



Transducer ring positioning gauge

9992

*KDEP 1703
BH 0 986 612 308*



Transducer registering gauge

9992-A

*KDEP 1701
BH 0 986 612 301*



Fixing device for pulse wheel

9992-B

*KDEP 1702
BH 0 986 612 305*



Puller
22 x 1

9992-C

*KDMZ 6999
BH 0 986 618 245*



Bush puller from the governor box

9992-D

*KDAW 9995/3+
KDAW 9995/14
BH 0 986 619 225+
BH 0 986 619 250*



Governor bush puller

9992-E



Patented comparator support
complete with decimal comparator
stroke 30 with double pointer for
RE 30 and RE 36 governors,
settable on sliding rail

9992-F

WAYS OF USE




Comparator
zero setting



Measurement
dimension
electromagnetic
prod projection



Measurement
dimension
rack rod




Checking device for EDC regulator R pumps **8009**
BH 0 986 612 664



Checking device for EDC regulator R pumps **8010**
BH 0 986 612 669



Checking device for EDC regulator R pumps
 to be used with 9992-B **8011**
BH 0 986 612 675



Checking device for EDC regulator
 BOSCH on MERCEDES **8017**
BH 0 986 612 590



Checking device for EDC regulator
 BOSCH on MERCEDES **8018**
BH 0 986 612 601



Registering tool for drive device of
 recycle valve of exhaust gases **9993**
KDEP 1179
BH 0 986 611 969



Registering gauge for drive device
 of recycle valve of exhaust gases **9993-A**
KDEP 1175
BH 0 986 611 961



Support to be used with 9993 **9993-B**
KDEP 1176
BH 0 986 611 962



Tool for regulation on drive lever **9993-C**
KDEP 1177
BH 0 986 611 966

Cables for electronic regulators



Adapter cable for
 P..RE24, P..RE30, R..RE31 pumps
 (IVECO, SCANIA, VOLVO)

81.03.104

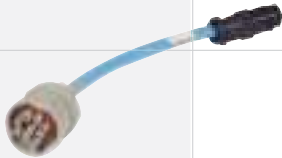
BH 0 986 610 104
KDEP-P400/3



Adapter cable for
 H..RE33, P..RE30, H..RE36 pumps
 (MAN)

81.03.107

BH 0 986 610 107
KDEP-P400/6



Adapter cable for
 P..RE30 pumps
 (MACK)

81.03.109

BH 0 986 610 109
KDEP-P400/7



Adapter cable for
 M..RE22 pumps
 (MERCEDES)

81.03.112

BH 0 986 610 112
KDEP-P400/9



Adapter cable for
 P..RE24, P..RE30 pumps
 (JOHN DEERE)

81.03.113

BH 0 986 610 113
KDEP-P400/10



Adapter cable for
 BH P..RE30, H..RE33, H..RE36 pumps
 (SCANIA, MERCEDES)

81.03.114

BH 0 986 610 114



Adapter cable for
 BOSCH PES...M pumps with RE22 regulator
 (MERCEDES)

81.03.115

BH 0 986 610 115



Adapter cable for
 BOSCH H pumps with RE33 regulator
 (MAN)

81.03.124


BH 0 986 610 124

214



Tools for other in-line pumps (Denso, Sigma, Simms, etc.)

Pumps equipment





MARBED[®]
PROFESSIONAL DIESEL SERVICE TOOLS


Tools for other in-line pumps (Denso, Sigma, Simms, etc.)

Pumps equipment

214

TOOLS FOR OTHER IN-LINE PUMPS

Denso pumps tools	3
Sigma pumps tools	4
Simms pumps tools	5




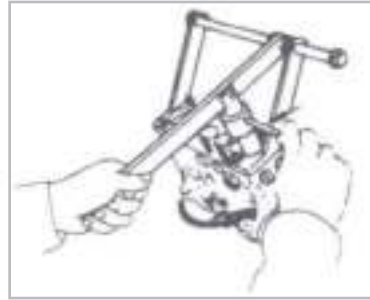
Tools for DENSO pumps



Tappet-presser with rotating pilot
In-line Nippondenso 6 cyl. on VOLVO

8093

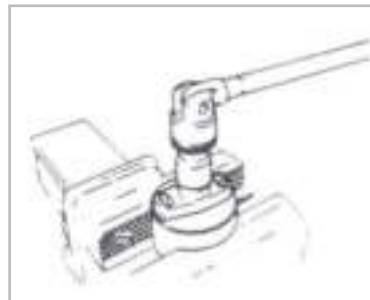
DENSO 10700
















Terminal assembly/disassembly valve group
In-line Nippondenso 6 cyl. on VOLVO

8094

DENSO 10680




	<p style="text-align: right;">9307</p> <p>Tappet puller for SIGMA RM-RMS pump</p>									
	<p style="text-align: right;">9311</p> <p>Operative bracket SIGMA CMS-RM-RMS pump</p>									
	<p style="text-align: right;">9312</p> <p>Pumping assembly puller for SIGMA CMS-RM-RMS pump</p>									
	<p style="text-align: right;">9313</p> <p>Hexagon wrench 32 mm for SIGMA CMS-RM-RMS pump adjusting nut</p>									
 <p data-bbox="127 795 271 896"> $\varnothing 19,5$ $23,5$ </p>	<p style="text-align: right;">9314</p> <p>Wrench with 1/2" square for pumping assembly fixing nuts SIGMA CMS-RM-RMS pump</p>									
	<p style="text-align: right;">9315</p> <p>Tappet puller for SIGMA CMS pump</p>									
	<p style="text-align: right;">9318</p> <p>Go-not-go gauge for SIGMA CMS pumping feet</p>									
	<p style="text-align: right;">9319</p> <p>Puller for SIGMA CMS tappet retainers</p>									
 <p data-bbox="87 1400 135 1433">$\varnothing 30$</p>	<p style="text-align: right;">9320</p> <p>Clamp for SIGMA CMS pumping assembly</p>									
 <p data-bbox="183 1545 263 1579">12 x 1,5</p>	<p style="text-align: right;">9631-A</p> <p style="text-align: right;">9321</p> <p>Comparator bearing to survey the rod stroke for SIGMA CMS pump</p>									
 <p data-bbox="454 1601 534 1635">24 x 1,5</p> <p data-bbox="183 1680 263 1713">12 x 1,5</p>	<p style="text-align: right;">9361</p> <p>Reduction for 9321 to survey the rod stroke for SIGMA RM-RMS pump</p>									
 <p data-bbox="247 1948 271 1982">A</p> <p data-bbox="359 1881 383 1915">B</p> <p data-bbox="486 1814 510 1848">C</p>	<p style="text-align: right;">9136</p> <p>Pressure valve puller with 3 reductions</p> <table border="1" data-bbox="534 1870 1197 1982"> <tbody> <tr> <td>A</td> <td>9137</td> <td>Valve reduction 64/1 - 12x1</td> </tr> <tr> <td>B</td> <td>9138</td> <td>BV-SIGMA valve reduction - 14x1</td> </tr> <tr> <td>C</td> <td>9254</td> <td>PFRK valve reduction - 12x1 / 32mm</td> </tr> </tbody> </table>	A	9137	Valve reduction 64/1 - 12x1	B	9138	BV-SIGMA valve reduction - 14x1	C	9254	PFRK valve reduction - 12x1 / 32mm
A	9137	Valve reduction 64/1 - 12x1								
B	9138	BV-SIGMA valve reduction - 14x1								
C	9254	PFRK valve reduction - 12x1 / 32mm								
	<p style="text-align: right;">9317</p> <p>Fixed checking bar to adjust SIGMA CMS pump rod</p>									




9057

Wrench for lock pumping ring
CATERPILLAR 955K etc.



9217

Toothed wrench for the front nut of
SIMMS MICROMECC pump with 1/2" square



9218

Knurled wrench for SIMMS MICROMECC
pressure unions with 1/2" square



9219

Puller 3 threads:
M 36 x 1,5 - M 26 x 1,5 - M 20 x 1,5

*KDEP 2918
BH 0 986 611 246*



9220

Socket head screwdriver kit for SIMMS pumps
1/6" - 5/64" - 3/32" - 1/8" - 3/16" - 7/32" - 1/4"



9223

Socket head screwdriver for the fixing fork
dowel of SIMMS pumps




9224

Socket head screwdriver to fix the upper
body to the interior one for SIMMS pumps




9406

Torque converter puller SIMMS on FORD TRANSIT
extended M26x1,5 - 14 threads



9726

Knurled wrench for CAV pressure unions
on LEYLAND CATERPILLAR engines
with 1/2" square



9728

Knurled wrench for SIMMS MINIPUMPS
pressure unions with 1/2" square

MARBED BOOK 2011

©2011 MARBED S.r.l. - Italy

This catalog is, to all intents, protected by copyright, so the reproduction in part or in full of photos, drawings, etc.. is prohibited.

Original part numbers listed in this catalog are given for reference.

The data and information, shown in this technical catalog, replace the previous edition that is now obsolete.

All specifications, dimensions, weights in this catalog are subject to change without notice.

The illustrations are not binding.



www.marbed.com

MARBED Srl - Piazza Novelli, 4 - 20129 Milano - Italy

Tel. +39 02.71.49.84 - Fax +39 02.70.10.26.67

e-mail info@marbed.com

221



BOSCH Rotary pumps

Pumps equipment





BOSCH rotary pumps

Pumps equipment

221**BOSCH ROTARY PUMPS**

Pump service brackets	3 - 5
Tools in boxes for EP/VA pumps	6 - 7
Tools in boxes for EP/VE pumps	8 - 15
Reamers for pumps	16
Other tools	17 - 19
Cables for electronic regulators	20
Tools for BOSCH VP pumps	21 - 22
Comparator Bearing Boxes	23 - 38
Advance gauge	39 - 40



MARBED[®]
PROFESSIONAL DIESEL SERVICE TOOLS

9356-A

Swivel vice
for flanges BOSCH
PES..A, VE, VA pumps




9356-A

Swivel vice for operative flanges
of PES...A, VE, VA pumps etc.



8132

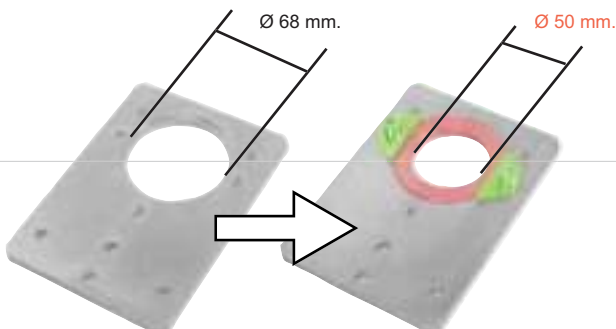
New base can be used with:



8130

Operative flange for CP1
common rail pumps
to be applied on 8132

0 986 612 794



9669

Operative flange for DPS pumps
to be applied on 8132

CAV 1804-411
CAV 1804-410

Pump clamping flanges



9680-A

BH 1 688 010 124

Cradle bracket
on test bench



9601

BH 0 986 611 358

KDEP2963

Swivel vice cradle on **9260**



9356-A

Swivel vice on **8132**



Test bench flange for PES...A pumps
(on FIAT)

9478-B

BH 1 685 720 017



Test bench flange for PES...P-PV pumps
with \varnothing 95 hole

9478-C

BH 1 685 720 060



Test bench flange for PES...P pumps
(IVECO 190.26)
with \varnothing 107 hole

9479-D

BH 1 685 720 159



Test bench flange for PES... MW pumps
(MERCEDES, VOLVO etc.)
with \varnothing 68 hole

9478-A

BH 1 685 720 018

BH 1 685 720 017



Test bench flange for EP/VA.. VE.. CAV pumps
with \varnothing 50 hole

9478

BH 1 685 720 062



Test bench flange for CAV-DPS pumps
with \varnothing 68 hole
FORD TRANSIT

9478-E

BH 1 685 720 219



Test bench flange for VP44-VR30 pumps

8123

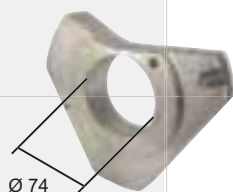

Test bench flange for VP44 pumps

9478-T

 Test bench flange for CATERPILLAR pumps SLIV series
 with \varnothing 68 hole

9478-F

 Test bench flange for pumps mounted on
 RENAULT MEGANE

9478-M

 Test bench flange for
 BOSCH PES...RSF...M pumps
 on BOSCH test bench
 MERCEDES 190 D

9746
BH 1 685 720 208

 Flange for fixing ZEXEL VP pumps on test benches.
 It requires the universa bracket 9680-A

8123-A

 Flange for Test bench for Common Rail pumps
 with 50mm hole, 13 holes.

9478-CR



MARBED[®]
PROFESSIONAL DIESEL SERVICE TOOLS

9300-B



9300-B - TOOL BOX FOR EP/VA...B...C BOSCH PUMPS

9300-B

Tool box for EP/VA...B...C BOSCH pumps
equipped with 11 pieces

9208	1	Plug
9209	1	Plate and bolt for 9208
9190	1	Bush for the housing of rotor runner
9471-2	1	Wrench for metering valve
9207	1	Toothed wrench for control lever
9346	1	Aluminium shim for 9180
9183	1	Reduction for 9180
9181	1	Adapter shaft
9182	1	Reduction for 9180
9180	1	Graduated device
9471-8	1	Bush for roll bearing ring housing
9204	1	Adjusting wrench for pressure governing valve

Pieces

	Jig to extract the eccentric ring from the pump casing	9208 KDEP 1097 BH 0 986 611 780
	Plate and bolt for 9208	9209 KDEP 1097 BH 0 986 611 780
	Cap for the housing of the timing system rotor runner inside Ø 46 mm	9190 KDEP 1101 BH 0 986 611 791
	Wrench for governing pressure valve	9471-2 KDEP 1086 BH 0 986 611 757
	Toothed wrench for control lever governor	9207 KDEP 1091 BH 0 986 611 765
	Shim for 9180 graduated device h 20 mm	9346
	Threaded union for 9180 graduated device EP/VM 26x1,5 - only reduction	9183 BH 1 688 130 054
	Adapter shaft on 9180 graduated device for EP/VA...B	9181 BH 1 688 130 400
	Threaded union for 9180 graduated device EP/VA...B 28x1,5 - only reduction	9182 BH 1 688 130 300
	Graduated device to test the automatic advance on BOSCH EP/VA...B...C pumps Equipped with extended pin (A)	9180 BH 1 688 130 121 (A) BH 1 688 130 500
	Cap for roller bearing ring housing	9471-8 KDEP 1100 BH 0 986 611 790
	Adjusting wrench for pressure governing valve	9204 KDEP 1092 BH 0 986 611 766



MARBED[®]
PROFESSIONAL DIESEL SERVICE TOOLS

9471-A

Complete tool box for EP-VE BOSCH pumps
equipped with 20 pieces



9471-A 9471-K - TOOL BOXES FOR BOSCH EP-VE PUMPS



9471-K

Complete tool box for EP-VE BOSCH pumps
equipped with 60 pieces

Tools for BOSCH EP-VE pumps


9471-A
9471-K

9664-VE	1	Graduated device	<input type="radio"/>	<input type="radio"/>
9471-2	1	Governing pressure wrench	<input type="radio"/>	<input type="radio"/>
9471-5	1	Triangular wrench	<input type="radio"/>	<input type="radio"/>
9471-6	1	Triangular wrench	<input type="radio"/>	<input type="radio"/>
9471-9	1	Dial gauge bearing	<input type="radio"/>	<input type="radio"/>
9471-11	1	"MS" level spacer	<input type="radio"/>	<input type="radio"/>
9471-13	1	9184 spacer reduction	<input type="radio"/>	<input type="radio"/>
9471-14	1	Dial gauge bearing	<input type="radio"/>	<input type="radio"/>
9471-15	1	Shaft toothed wrench	<input type="radio"/>	<input type="radio"/>
9553	1	Wrench reduction	<input type="radio"/>	<input type="radio"/>
9188	1	Bush puller	<input type="radio"/>	<input type="radio"/>
9184	1	Measure device	<input type="radio"/>	<input type="radio"/>
9185	1	9184 spacer reduction	<input type="radio"/>	<input type="radio"/>
9301	1	9184 spacer reduction	<input type="radio"/>	<input type="radio"/>
9301-A	1	9184 spacer reduction	<input type="radio"/>	<input type="radio"/>
9186	1	Dial gauge bearing with rod	<input type="radio"/>	<input type="radio"/>
9204	1	Adjusting wrench	<input type="radio"/>	<input type="radio"/>
9471-8	1	Cap for roll bearing ring	<input type="radio"/>	<input type="radio"/>
9190	1	Cap timing system rotor runner	<input type="radio"/>	<input type="radio"/>
9471-7	1	Cap timing system rotor runner	<input type="radio"/>	<input type="radio"/>
9262	1	Shaft bush kit	<input type="radio"/>	<input type="radio"/>
9261	1	Aluminium fenders	<input type="radio"/>	<input type="radio"/>
9189	1	Tool to survey the EP-VA slider level	<input type="radio"/>	<input type="radio"/>
9195	1	Gauged ring for 9189	<input type="radio"/>	<input type="radio"/>
9194	1	Piston spring spacer	<input type="radio"/>	<input type="radio"/>
9281	1	Positioning gauge	<input type="radio"/>	<input type="radio"/>

Pieces

9471-A

9471-K




9471-A

9471-K

			9471-A	9471-K
9280	1	Valve jig	<input type="radio"/>	<input type="radio"/>
9412	1	Governor and electromagnet jig	<input type="radio"/>	<input type="radio"/>
9411	1	Oil seal connector	<input type="radio"/>	<input type="radio"/>
9471-3	1	Elastic bush inserter	<input type="radio"/>	<input type="radio"/>
9197	1	Threaded puller	<input type="radio"/>	<input type="radio"/>
9196	1	Bush connector	<input type="radio"/>	<input type="radio"/>
9202	1	Roll puller	<input type="radio"/>	<input type="radio"/>
9471-4	1	Male-Female reduction	<input type="radio"/>	<input type="radio"/>
9471-16	1	Male-Female reduction	<input type="radio"/>	<input type="radio"/>
9199	1	Male reduction	<input type="radio"/>	<input type="radio"/>
9200	1	Double bolt	<input type="radio"/>	<input type="radio"/>
9201	1	Hook for "OR" removing	<input type="radio"/>	<input type="radio"/>
9610	1	Screwdriver for tors screws	<input type="radio"/>	<input type="radio"/>
9607	1	Socket screwdriver	<input type="radio"/>	<input type="radio"/>
9556	1	Jig to connect the control levers	<input type="radio"/>	<input type="radio"/>
9518	1	Jig for the spacers bush seals	<input type="radio"/>	<input type="radio"/>
9833	1	Puller inserter for bushings	<input type="radio"/>	<input type="radio"/>
9471-12	1	Stopping lever jig	<input type="radio"/>	<input type="radio"/>
9586	1	Self-threading puller for oil seal	<input type="radio"/>	<input type="radio"/>
9625	1	End float tool	<input type="radio"/>	<input type="radio"/>
9247	1	Dial gauge bearing	<input type="radio"/>	<input type="radio"/>
9628	1	Surveying gauge for cam shaft	<input type="radio"/>	<input type="radio"/>
9471-15A	1	Shaft extended toothed wrench	<input type="radio"/>	<input type="radio"/>
9471-15B	1	Shaft hexagonal wrench	<input type="radio"/>	<input type="radio"/>
9837-B	1	Nylon plug for oil seal puller	<input type="radio"/>	<input type="radio"/>
9837-C	1	Nylon plug for oil seal inserter	<input type="radio"/>	<input type="radio"/>

Pieces


 Graduated device to test the automatic advance
 EP/VE BOSCH pumps reinforced

9664-VE
*BH 1 688 130 240
 (ex BH 1 688 130 139)*


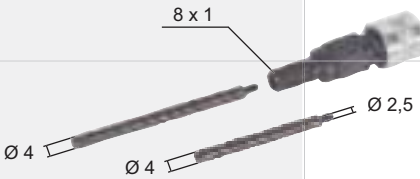
Governing pressure wrench

9471-2
*KDEP 1086
 BH 0 986 611 757*


Triangular wrench for central closing plug

9471-5
*KDEP 1080
 BH 0 986 611 750
 ZX 157914-2500*

 Triangular wrench for bearing screws
 governing lever

9471-6
*KDEP 1087
 BH 0 986 611 758
 ZX 157914-2700*



Dial gauge bearing with rods

9471-9
*KDEP 1085
 BH 1 680 110 630*


 Spacer to adjust the sleeve
 starting travel "MS" level

9471-11
*KDEP 1084
 BH 0 986 611 753
 BH 0 680 110 620
 ZX 157829-1100*


Spacer reduction for our art. 9184

9471-13
*KDEP 2931/3
 BH 1 683 458 150*












Dial gauge bearing to zero the dial gauge

9471-14
KDEP 1032

 Toothed wrench to fix
 and adjust the governor shaft

9471-15
*KDEP 1082
 BH 0 986 611 751
 BH 1 680 110 610
 ZX 157915-2620*

 Wrench reduction
 with 1/2" double square

9553
*KDEP 2921
 BH 0 986 611 275*


	9471-A	9471-K
 <p>9262 <i>KDEP 1098</i> <i>BH 0 986 611 785</i></p> <p>Bush kit to dismount the Seeger ring on the motoring shaft</p>	<input type="radio"/>	<input checked="" type="radio"/>
 <p>9261</p> <p>Couple of aluminium fenders</p>	<input type="radio"/>	<input checked="" type="radio"/>
 <p>9189 <i>KDEP 2934</i></p> <p>Tool to survey EP/VA slider level</p>	<input type="radio"/>	<input checked="" type="radio"/>
 <p>9195</p> <p>Gauger ring for 9189</p>	<input type="radio"/>	<input checked="" type="radio"/>
 <p>9194 <i>KDEP 2935</i> <i>BH 0 986 611 289</i></p> <p>Spacer to adjust the preloading of the piston spring</p>	<input type="radio"/>	<input checked="" type="radio"/>
 <p>9281 <i>KDEP 1099</i> <i>BH 0 986 611 789</i></p> <p>Positioning gauge</p>	<input type="radio"/>	<input checked="" type="radio"/>
 <p>9280</p> <p>Jig to press the closing cap of the spheric valve</p>	<input type="radio"/>	<input checked="" type="radio"/>
 <p>9412 <i>KDEP 1095</i> <i>KDEP 1094</i> <i>BH 0 986 611 775</i> <i>BH 0 986 611 772</i></p> <p>Jig to measure the spring preloading of the governor and electromagnet</p>	<input type="radio"/>	<input checked="" type="radio"/>
 <p>9471-3 <i>KDEP 1093</i> <i>BH 0 986 611 769</i></p> <p>Elastic bush inserter on the pressure governing valve</p>	<input type="radio"/>	<input checked="" type="radio"/>
 <p>9197</p> <p>Threaded puller <i>mm 5x0,8</i></p>	<input type="radio"/>	<input checked="" type="radio"/>

		9471-A	9471-K
			
	9196	<input type="radio"/>	<input type="radio"/>
	Bush connector		
			
	9202	<input type="radio"/>	<input type="radio"/>
	Roll puller		
			
	9471-4	<input type="radio"/>	<input type="radio"/>
	Reduction male 12x1,5 - female 12x1,5		
			
	9471-16	<input type="radio"/>	<input type="radio"/>
	Reduction male 12x1,5 - female 14x1,5		
			
	9199	<input type="radio"/>	<input type="radio"/>
	Reduction male 12x1,5 - 10x1		
			
	9200	<input type="radio"/>	<input type="radio"/>
	Double bolt 12x1,5		
			
	9201	<input type="radio"/>	<input type="radio"/>
	Hook for "OR" extraction <i>KDEP 2938</i> <i>BH 0 986 611 292</i>		
			
	9610	<input type="radio"/>	<input type="radio"/>
	Screwdriver for TORX T30 screw		
			
	9607	<input type="radio"/>	<input type="radio"/>
	Spheroidal screwdriver to operate until 45°		
			
	9556	<input type="radio"/>	<input type="radio"/>
	Jig to connect the control levers <i>KDEP 1107</i> <i>BH 0 986 611 803</i>		
			
	9518	<input type="radio"/>	<input type="radio"/>
	Jig for spacer bush seal <i>KDEP 1106</i> <i>BH 0 986 611 800</i>		



9833
KDEP 1132
 Puller inserter for bushings
 (in 4 pieces)


9471-A

9471-K



9471-12
KDEP 1130
 Jig to control the action level
 of the stopping lever
 27,7 mm

9471-12
KDEP 1130



9586
KDEP 1113
 Self-threading puller for oil seal on Ø 17 shaft

9586
KDEP 1113




9625
KDEP 2890
 Tool to measure the bearing float on
 Ø 17 cam shaft

9625
KDEP 2890



9247
KDEP 1128
 Dial gauge bearing to survey
 the bushing wear on the cam shaft

9247
KDEP 1128



9628
KDEP 2899
 Surveying gauge for cam shaft cones
 protrusion Ø 17 and Ø 20

9628
KDEP 2899



9471-15A
 Extended toothed wrench to fix
 the shaft on the governor

9471-15A



9471-15B
 Hexagon wrench (14 mm) to fix
 and adjust the governor shaft

9471-15B



9837-B
 Nylon plug for oil seal puller

9837-B



9837-C
 Nylon plug for oil seal inserter

9837-C


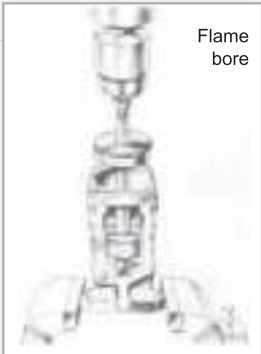


9411
KDEP 2939
BH 0 986 611 293
 Oil seal connector on Ø 17 shaft

9411
KDEP 2939
BH 0 986 611 293



Reamers for BOSCH VE pumps



9830

Hand milling cutter for boring gear cam seats in EP/VE housing maximum bore 0,2
Operation to be done after replacement and boring of VE bushings

9830-A

Tool kit 12 tooth






9831

Press




Tool kit for extracting, inserting and drill boring bearings on EP/VE pumps 1/2 mm fixed bore



	A = Ø 17	A = Ø 20
	<p>9826 KDEP 1170 BH 0 986 611 946</p>	<p>9827 KDEP 1171 BH 0 986 611 953</p>
 <p>Bare reamer</p>	9826-A	9827-A
 <p>Enlarged bushing</p>	9828	9829

Other tools for BOSCH VE pumps



Fixed checking set to adjust the sleeve starting level.
MS level on EP/VE with LDA

9858

KDEP 1152
BH 0 986 611 914



MS level checking
Fixed lockwire to adjust the sleeve starting
stroke on EP/VE pumps with LDA
(CITROEN, PEUGEOT, etc.)

9858-A



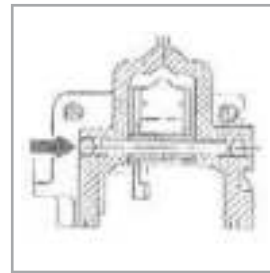
KDEP 1169
BH 0 986 611 945



5-tool kit for extracting ball-plugs
of BOSCH VE pumps with LDA
with 10 plugs

9983

A *KDEP 1182*
BH 0 986 611 972
C *KDEP 1184*
BH 0 986 611 974
D *KDEP 1185*
BH 0 986 611 975
E *KDEP 1183*
BH 0 986 611 972



Flat drill with counter-rotation slides for drilling
screws of the DDS electro-valve on BOSCH VE pumps

8097



Toothed wrench with 1/2" square to unloose
and clamp the threaded ring of the spark lead
and idling self-loading adjusting device

9558


KDEP 1110
BH 0 986 611 813



Assembly and disassembly tool for the spark
lead and idling self-loading adjusting device

9559

KDEP 1109
BH 0 986 611 810



Expansion puller for EP/VA...VE pump oil seal

9370



9531


 24 mm hexagonal wrench for solenoid valve
 for CAV DPC and BOSCH VE pumps

9531-A

 26 mm wrench for solenoid valve
 on CAV DPC NUMERIC

9531-B

 27 mm wrench for CAV DPC NUMERIC
 pumps advance actuator

9531-C

 24 mm wrench for CAV DPC NUMERIC
 pumps advance actuator

9996

 Triangular 25 mm wrench for
 pump plug on CAV DPC NUMERIC pumps

1804-624

9467

 24 mm polygonal wrench for solenoid valve
 for BOSCH VE pumps

9474






 13 mm shaped wrench for
 BOSCH pump clamping nuts on VW GOLF

9474-A

 13 mm shaped wrench for
 BOSCH pump clamping nuts on VW GOLF

9383

 19 mm shaped wrench to clamp
 the timing system on AUDI and VOLVO

	<p>Three-face 8 mm wrench for BOSCH VE pumps actuator on AUDI, BMW</p>	<p>9754-C</p>
	<p>Three-face 6,5 mm wrench for BOSCH VE pumps actuator on AUDI, BMW</p>	<p>9754-D</p>
	<p>Self-threading puller for oil seal on Ø 20 shaft</p>	<p>9585 <i>KDEP 1114</i></p>
	<p>Puller for the pressure governing valve bush</p>	<p>9248</p>
	<p>TORX T30 screwdriver for EP/VE pump casing screws</p>	<p>9611</p>
	<p>T20 Torx Screwdriver for BOSCH VE transfer pump</p>	<p>8020</p>
	<p>T wrench for the pressure governing valve</p>	<p>9203</p>
	<p>Ground steel bearing for accelerator valve h 20 mm</p>	<p>9834 <i>BH 1 460 324 315</i></p>
	<p>Ground steel bearing for accelerator valve h 24 mm</p>	<p>9835 <i>BH 1 460 324 316</i></p>
	<p>Ground steel bearing for accelerator valve h 30 mm</p>	<p>9836 <i>BH 1 460 324 333</i></p>
	<p>Bearing h 35,1 mm</p>	<p>9270 <i>BH 1 460 324 332</i></p>
	<p>Bearing h 40,6 mm</p>	<p>9271 <i>BH 1 460 324 331</i></p>

Cables for electronic regulators



Adapter cable for
 BH VE..R 260-1, VE..R 300-1, VE..R 515, VE..R 575 pumps
 (BMW - OPEL)

81.02.430
KDEP 1865/1
BH 0 986 612 430



Adapter cable for
 BH VE..L 400, VE..R 440, VE..R 440-1, VE..L 323 pumps
 (AUDI)

81.02.432
KDEP 1865/3
BH 0 986 612 432



Adapter cable for
 BH VE..L 450, VE..L 480, VE..L 490, VE..R 560,
 VE..R 565, VE..R 570, VE..R 627 pumps (IVECO, FIAT, ALFA, LANCIA)

81.02.434
KDEP 1865/5
BH 0 986 612 434



Adapter cable for
 BH VE..R 500, VE..L 580, VE..L 580-1,
 VE..R500-1, VE..R720 pumps (ROVER)

81.02.437
KDEP 1865/8
BH 0 986 612 437



Adapter cable for
 BH VE..R 510, VE..R510-1, VE..R 590, VE..R 600, VE..R 638,
 VE..R 640, VE..R 650, VE..L550, VE..L 650, VE..L 649 pumps
 (AUDI - VOLKSWAGEN - VOLVO)

81.02.439
KDEP 1865/10
BH 0 986 612 439



Adapter cable for
 BH VE..L460, VE..L460-1, VE..L460-2,
 VE..R530, VE..R530-1 pumps (AUDI)

81.02.440
KDEP 1865/11
BH 0 986 612 440



Adapter cable for
 BH VE..R 520 pumps
 (PSA)

81.02.441
KDEP 1865/12
BH 0 986 612 441



Adapter cable for
 BH VE..L 585, VE..R 635 (FIAT, ALFA, LANCIA, CHRYSLER),
 VE..L 715, VE..L 736 (NISSAN)

81.02.442
BH 0 986 612 442



Adapter cable for
 VE..R 576 pumps
 (BMW 318)

81.02.443
BH 0 986 612 443



Adapter cable for
 BH VE..R 650, VE..R 700, VE..R 701,
 VE..R 705, VE..R 712 pumps (VW)

81.02.444
BH 0 986 612 444



Adapter cable for
 BH VE..L694-1, VE..L707 pumps
 (CHRYSLER)

81.02.445
BH 0 986 612 445




Adapter cable for
 BH VE..L688 pumps
 (FORD)

81.02.446
BH 0 986 612 446




Adapter cable for
 VE..R 595, VE..R 641, VE..R 642 pumps
 (MERCEDES)

81.02.698
BH 0 986 612 698



Tools for BOSCH VP pumps



8122

Wrench to keep/pull the flange, the shaft and the pulley of VP, DPC, DPCN and DP200 pumps complete with the pin, as phasing reference



8123

Flange to install the VP44, VR30 pumps on the test bench (the universal support **9680-A** is requested)



8124

Pair of brackets to install VP44 pumps on the test bench (AUDI application)

BH 1 688 030 186



8119-VP

Injection control valve (SPV) wrench

BH 1 986 612 819



8114

Comparator support for phasing of BOSCH VP44 pump mounted on BMW 320-330, FORD FOCUS and so on
The point of the device should be always cleaned and free of burr in order not to alter measurement

BH 1 688 130 237



8154


Tool to remove/install VP pumps on FORD DURATORQ 2.0, 2.2 and 2.4 engines





9754-VP

Ejector for BOSCH rotative pumps VP44 on BMW 320.330 and hydraulic pump CP1 common rail on BMW



9754-VP2


Pulley ejector for BMW 520 tds, 320D VP M47 ring 35 x 2mm.



8095

Set of 3 tools for timing holding of VP44 pumps on OPEL VECTRA
It includes: gauge for engine shaft fixing
pin for engine shaft fixing and
pin for pump fixing

A BH 0986 612 707
B BH 0986 612 705
C BH 0986 612 706



8122-A

Wrench to fix/remove the flange, shaft and pulley on the following pumps ZEXEL VP.
The timing pin is included.



8123-A

9478-ZV

Flange for fixing ZEXEL VP pumps on test benches.
(It requires the universal bracket **9680-A**)



81.01.2036

LED to test the unit pumps
VP29/30 e VP44





MARBED[®]
PROFESSIONAL DIESEL SERVICE TOOLS

Comparator supports boxes



9701




9702

9703

9704

Tool boxes complete with comparator bearings for the survey of delivery start ratio on BOSCH rotating pumps A, B, C and VE type on diesel engines
**(for the included comparator see the below table)*

(*)	1	Centesimal comparator
9347	1	Comparator bearing
9580	1	Comparator bearing
9187	1	Comparator bearing
9186	1	Comparator bearing
9186-A	1	Comparator bearing
9186-B	1	Comparator bearing
9471-09	1	Comparator bearing
12-E2	1	Probe
13-E1	1	Probe
13-B1	1	Pair of probes
14-C	1	Combination of 2 probes
15-D1	1	Probe
Pieces		

Box	Comparator (*)
9702	-
9704	 9733* 5 mm - 0,01
9701	 9087* BH 1 687 233 011 10 mm - 0,01
9703	 9348* BH 1 687 233 012 30 mm - 0,01

 <p>14 x 2</p>	<p style="text-align: right;">9347</p> <p>Comparator bearing to survey the end stroke on the engine PEUGEOT etc. 14 x 2 mm - with extended probe - 192 mm Ø 4</p>
 <p>8 x 1</p>	<p style="text-align: right;">9580</p> <p>Comparator bearing for BOSCH EP/VE pumps with probe 94 mm Ø 4 thread 2,5 (our art 15-D2)</p>
	<p style="text-align: right;">9187</p> <p>Comparator bearing for the delivery start with probe 52 mm Ø 2 thread 2,5 (our art 15-D3)</p> <p style="text-align: right;"><i>KDEP 1026 BH 0 986 611 555</i></p>
 <p>12 x 1</p>	<p style="text-align: right;">9186</p> <p>Comparator bearing BOSCH EP/VA...B pumps thread 12x1 with probe 25 mm Ø 2 thread 2,5 (our art 15-D4)</p> <p style="text-align: right;"><i>KDEP 2940 BH 0 986 611 294</i></p>
 <p>13,5 x 2</p>	<p style="text-align: right;">9186-A</p> <p>Comparator bearing BOSCH EP/VA...B pumps thread 13,5x2</p>
 <p>12,5 x 1</p>	<p style="text-align: right;">9186-B</p> <p>Comparator bearing BOSCH EP/VA...B pumps thread 12,5x1</p> <p style="text-align: right;"><i>KDEP 1002 BH 0 986 611 500</i></p>
 <p>8 x 1</p>	<p style="text-align: right;">9471-09</p> <p>Comparator bearing BOSCH EP/VE pumps with probes: 40 mm Ø 4 thread 2,5 (our art 13-E1) 58 mm Ø 4 thread 2,5 (our art 12-E1)</p> <p style="text-align: right;"><i>KDEP 1085 BH 0 986 611 754</i></p>
	<p style="text-align: right;">12-E2</p> <p>Probe 40 mm Ø 4 thread 3</p>
	<p style="text-align: right;">13-E1</p> <p>Probe 58 mm Ø 4 thread 2,5</p>
	<p style="text-align: right;">13-B1</p> <p>Pair of probe (our ref. 13-E2) 58 mm Ø 2 thread 3</p>
	<p style="text-align: right;">14-C</p> <p>Combination of two spindles: our ref. 14-C1 - 16 mm Ø 4 thread 2,5 our ref. 14-C2 - 16 mm Ø 4 thread 3</p>
	<p style="text-align: right;">15-D1</p> <p>Probe 94 mm Ø 2 thread 2,5</p>



9732 - COMPARATOR BEARING BOX BOSCH PUMPS

9732

Dial gauge bearing tool box
to survey the delivery start
on rotary and in line BOSCH pumps

Comparator Bearing Box

9732



9733	1	Comparator
9087	1	Comparator
9761-A5	1	Reduction
9501	1	Magnet
9186	1	Comparator bearing
9186-A	1	Comparator bearing
9186-B	1	Comparator bearing
9471-09	1	Comparator bearing
9580	1	Comparator bearing
9682	1	Comparator bearing
15-D3	1	Probe
12-E2	1	Probe
13-E2	1	Probe
14-C	1	Probe
15-D	1	Probe
	Pieces	



9733


Centesimal comparator 5mm



9087

Centesimal comparator 10mm

BH 1 687 233 011




9761-A5

Comparator reduction from 3 mm to 2,5 mm



9501

Magnet for comparator
thread 2,5




9186

Comparator bearing BOSCH EP/VA...B pumps
thread 12x1
with probe 25 mm Ø 2 thread 2,5 (our ref. **15-D4**)

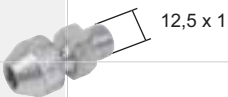
KDEP 2940

BH 0 986 611 294



9186-A

Comparator bearing BOSCH EP/VA...B pumps
thread 13,5x2




9186-B

Comparator bearing BOSCH EP/VA...B pumps
thread 12,5x1

KDEP 1002

BH 0 986 611 500



9471-09

Comparator bearing BOSCH EP/VE pumps
with probes:
40 mm Ø 4 thread 2,5 (our ref. **13-E1**)
58 mm Ø 4 thread 2,5 (our ref. **12-E1**)


KDEP 1085

0 986 611 754



9580

Comparator bearing for BOSCH EP/VE pumps
with probe 94 mm Ø 4 thread 2,5 (our ref. **15-D2**)



9682

Dial gauge bearing with a spill point pipe
and an extended rod with returning action
right for A, B, BV and in-line BH pumps
12 x1,5 - 14 x 1,5



15-D3

probe 52 mm Ø 2 thread 2,5



12-E2

probe 40 mm Ø 4 thread 3



13-E2

probe 58 mm Ø 4 thread 3



14-C

Combination of two probes:
our ref. **14-C1** - 9 mm Ø 4 thread 2,5
our ref. **14-C2** - 9 mm Ø 4 thread 3




15-D

Couple of probes 94 mm Ø 2 thread 2,5



MARBED[®]
PROFESSIONAL DIESEL SERVICE TOOLS

9701-A



9701-A

Complete box of comparator bearings for
the timing of rotative BOSCH EP...VA...VE pumps
on diesel vehicles and medium trucks

9733	1	Comparator
9087	1	Comparator
9783	1	Comparator bearing
9186-N	1	Comparator bearing
9471-09	1	Comparator bearing
9580	1	Comparator bearing
9761-A5	1	Reduction
14-C	1	Combination of spindles

Pieces




9733-A

Centesimal comparator 5 mm
with back connection (**B**)



9087

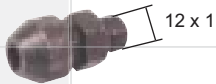
Comparator 10mm - 0,01 *BH 1 687 233 011*



9783

Extended comparator bearing
for EP/VA... VE and NIPPONDENSO pumps
thread 8 x 1

To be used when distance and encumbrance will not permit an easy access.



9186-N

Comparator bearing BOSCH EP/VA...B pumps
thread 12x1 *KDEP 2940
BH 0 986 611 294*



9471-09


Comparator bearing BOSCH EP/VE pumps
with probes:
40 mm Ø 4 thread 2,5 (our art **13-E1**)
58 mm Ø 4 thread 2,5 (our art **12-E1**)

*KDEP 1085
BH 0 986 611 754*



9580

Comparator bearing for BOSCH EP/VE pumps
with probe 94 mm Ø 4 thread 2,5 (our art **15-D2**)



9761-A5

Comparator reduction mm 3 - 2,5




14-C

Combination of two spindles:
our ref. **14-C1** - 16 mm Ø 4 thread 2,5
our ref. **14-C2** - 16 mm Ø 4 thread 3



MARBED[®]
PROFESSIONAL DIESEL SERVICE TOOLS

9701-B



9701-B - COMPARATOR BEARING BOX FOR EP/VE PUMPS

9701-B

Comparator bearing kit for the timing of rotative pumps BOSCH EP/VE (AUDI TDI, FORD TRANSIT, OPEL...)

9733-A	1	Comparator
9580	1	Comparator bearing
9580-A	1	Comparator bearing
9471-09	1	Comparator bearing
9471-09A	1	Comparator bearing
9783	1	Comparator bearing
9783-A	1	Comparator bearing
9761-A5	1	Reduction


Pieces

9733-A



Centesimal comparator 5 mm
with back connection (B)

9580



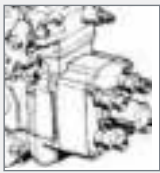
Comparator bearing for BOSCH EP/VE pumps
thread 8 x 1
with probe 94 mm Ø 4 thread 2,5 (our ref. **15-D2**)

9580-A



Comparator bearing to survey the stroke
on BOSCH EP/VE rotary pumps
thread 10 x 1
with probe 94 mm Ø 4 thread 2,5 (our ref. **15-D2**)

9471-09



Comparator bearing BOSCH EP/VE pumps
thread 8 x 1
with probes:
40 mm Ø 4 thread 2,5 (our ref. **13-E1**)
58 mm Ø 4 thread 2,5 (our ref. **12-E1**)

*KDEP 1085
BH 0 986 611 754*

9471-09A



Comparator bearing BOSCH EP/VE pumps
thread 10 x 1
with probes:
40 mm Ø 4 thread 2,5 (our ref. **13-E1**)
58 mm Ø 4 thread 2,5 (our ref. **12-E1**)

*KDEP 1880
BH 0 986 612 480*

9783

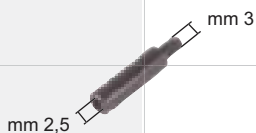


Balancing comparator bearing for EP/VA... VE
thread 8 x 1

9783-A


Balancing comparator bearing for EP... VE
for direct injection engines (AUDI, FORD TRANSIT etc...)
thread 10 x 1

9761-A5



Reduction mm 3 - 2,5

9701-C



9701-C

Comparator bearing box for the timing of rotative pumps BOSCH EP/VE (AUDI TDI, OPEL, FORD TRANSIT...)



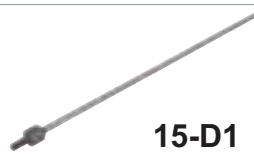











9733

Centesimal comparator - 5 mm

COMPARATOR BEARING						
		8 x 1	10 x 1	9186	8 x 1	10 x 1
PROBE						
1	15-D2	9580	9580-A			
2	15-D4			9186		
3	13-E1				9471-09	9471-09A
4	12-E1					



	CODE	Ø	LENGHT	THREAD	2 PIECES CODE	COMBINATIONS
1	 15-D4	2	25	2,5		
2	 15-D3	2	52	2,5		
3	 15-D1	2	94	2,5	15-D	
4	 14-C1	4	9	2,5		14-C
5	KDEP 1088-2 0 986 611 761  14-C2	4	9	3		
6	 9761-B5	4	16	2,5		
7	 9761-A5	4	16	3		
8	 12-E1	4	40	2,5	12-A	12-E
9	KDEP 1085/0/3 0 986 611 756  12-E2	4	40	3		
10	 13-E1	4	58	2,5	13-B	13-E
11	 13-E2	4	58	3	13-B1	
12	 15-D2	4	94	2,5		



MARBED[®]
PROFESSIONAL DIESEL SERVICE TOOLS

9761-A



9761-A - COMPARATOR BEARING BOX FOR ROTARY PUMPS

9761-A

Comparator bearing box for the timing of rotative pumps to use on test bench or directly on the vehicle. BOSCH EP...VA...VE, CAV DPA, DPC, DPS and ROTODIESEL. (ALFA, AUDI, CITROEN, LANCIA, PEUGEOT, RENAULT, SAAB, VOLKSWAGEN, VOLVO, etc.) and medium tracks.
12 items, 23 pieces

9761-A

Comparator bearings for rotary pumps




9733-A	1	Comparator
9861	1	Comparator bearing
9761-A1	1	Timing pin
9186-N	1	Comparator bearing - not sold alone
9761-A2	1	Comparator bearing
9761-A3	1	Nut
9761-A4	1	Nut couple
9761-A5	1	Reduction
9761-A6	1	Comparator bearing
9674	1	Timing lock
9761-A7	1	Torx wrench
9761-A8	1	Comparator bearing



9733-A

Centesimal comparator 5 mm
with back connection (B)




9861

Comparator bearing for BOSCH VA pumps

1804-606
1804-607
1804-600

New comparator bearing (mm. 30). It has a new fast method for the timing of CAV ROTO DIESEL pump "B" index with access to the timing references by the cap pump. The pump cap has a timing bush with a clogging plug. On this plug You will find incised the rod stroke value. This value correspond to the timing value to P.M.S. With this new system it is possible to eliminate the corner transmission, the rod fixing and in this way there is no need to empty the pump casing for the stroke checking.



9186-N

Comparator bearing BOSCH EP/VA...B pumps
thread 12x1
with shaft 25 mm Ø 2 thread 2,5 (our art **15-D4**)


*KDEP 2940
NOT SOLD ALONE*



9761-A1

Timing pin on ROTO DIESEL

1084-761



9761-A2

Couple of dial indicator for
ROTO DIESEL pumps

1084-767



9761-A3

Fixing nut for flange comparator

1084-764



9761-A4

Nut couple to fix to the pump
the comparator bearing (**9761-A2**)

1084-766

9761-A5

Comparator reduction from 3 mm to 2,5 mm

9761-A6

Comparator bearing for timing searching on CAV-DPC (5 pieces)

A	1804-486	Angle bracket	9761-B
B	1804-487	Union	9761-C
C	1804-488/A	Push rod with guide (54mm)	9761-D
D	1804-489	Distance ring	9761-E
E	1804-491	Equalizer comparator bearing	9761-F

 Operation outline of the tools for the timing of CAV-DPC pump.
 (For CAV-DPS you need only the spring pin included).

Notice: the rotation of the driving shaft that will be later locked, will point out the lift of the shaft inserted in the elastic ring of pump. Referring to the obtained level you will locate the injection pump with the locking of bolts.


9761-A7

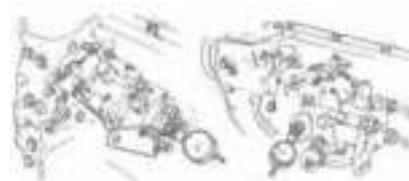
TORX T25 wrench con with 1,5 mm hole for DPS pumps

CAV 7244-437
9674

Timing lock for CAV-DPS pumps

CAV 7244-448
9761-A8

Comparator bearing composed by 4 pieces for the timing of CAV-DPS pumps and without reduction for BOSCH EP...VE pumps



Advance gauge

9664-N

The universal body 9664-N can be applied on 5 different types of pumps, depending of the installed interface

9664-F

Interface for DPS pumps

9664-D

Interface for DPC pumps

9664-E

Interface for DP200 pumps

9664-H

Interface for VE pumps


9664-S

Interface for DENSO pumps

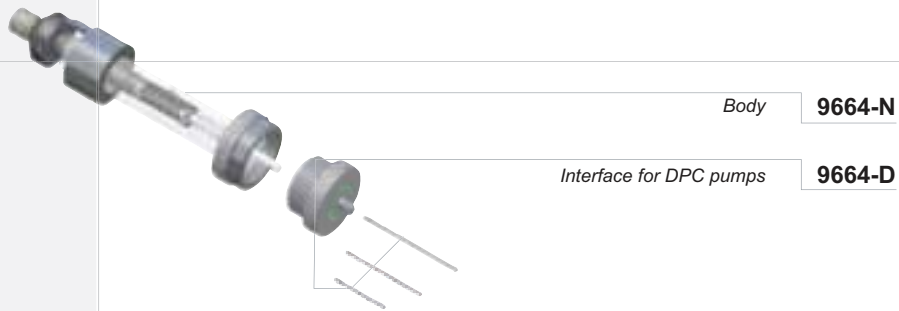
9334

Transparent body, spare part of 9664-N

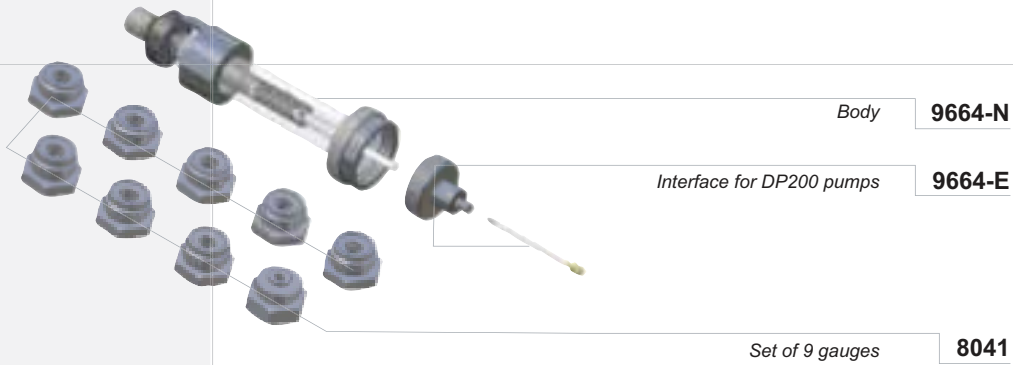
9664-B



9664-C




9664-DP



9664-VE



9664-ND



222



CAV / LUCAS / DELPHI rotary pumps

Pumps equipment





CAV / LUCAS / DELPHI rotary pumps

Pumps equipment

222

CAV / LUCAS / DELPHI ROTARY PUMPS

Pump service brackets	3 - 5
Cushioned Coupling	6
Tools for DPA	7 - 16
Tools for DPS	17 - 22
Tool box for DPC/DPCN pumps	23 - 30
Other tools	31 - 34
Tool box for DP200 pumps	35 - 38
Tools for EPIC pumps	39
Comparator bearings	40 - 45
Advance gauge	46 - 47





MARBED[®]
PROFESSIONAL DIESEL SERVICE TOOLS

9356-A

Swivel vice
for flanges BOSCH
PES..A, VE, VA pumps




9356-A

Swivel vice for operative flanges
of PES...A, VE, VA pumps etc.



8132

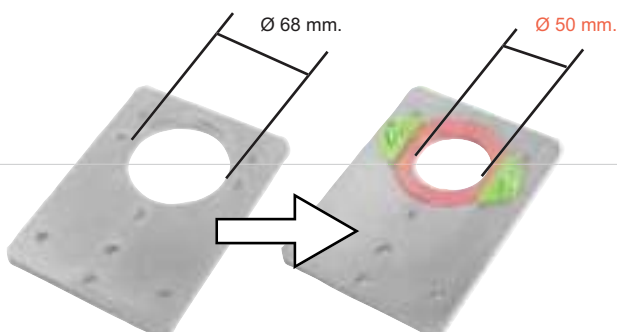
New base can be used with:



8130

0 986 612 794

Operative flange for CP1
common rail pumps
to be applied on 8132



9669

CAV 1804-411
CAV 1804-410

Operative flange for DPS pumps
to be applied on 8132

Pump clamping flanges



9680-A

BH 1 688 010 124

Cradle bracket
on test bench



9601

BH 0 986 611 358

KDEP2963

Swivel vice cradle on **9260**



9356-A

Swivel vice on **8132**



Test bench flange for PES...A pumps
(on FIAT)

9478-B

BH 1 685 720 017



Test bench flange for PES...P-PV pumps
with \varnothing 95 hole

9478-C

BH 1 685 720 060



Test bench flange for PES...P pumps
(IVECO 190.26)
with \varnothing 107 hole

9479-D

BH 1 685 720 159



Test bench flange for PES... MW pumps
(MERCEDES, VOLVO etc.)
with \varnothing 68 hole

9478-A

BH 1 685 720 018

BH 1 685 720 017



Test bench flange for EP/VA.. VE.. CAV pumps
with \varnothing 50 hole

9478

BH 1 685 720 062



Test bench flange for CAV-DPS pumps
with \varnothing 68 hole
FORD TRANSIT

9478-E

BH 1 685 720 219



Test bench flange for VP44-VR30 pumps

8123

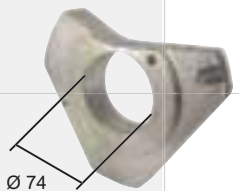

Test bench flange for VP44 pumps

9478-T

 Test bench flange for CATERPILLAR pumps SLIV series
 with \varnothing 68 hole

9478-F

 Test bench flange for pumps mounted on
 RENAULT MEGANE

9478-M

 Test bench flange for
 BOSCH PES...RSF...M pumps
 on BOSCH test bench
 MERCEDES 190 D

9746
BH 1 685 720 208

 Flange for fixing ZEXEL VP pumps on test benches.
 It requires the universa bracket 9680-A

8123-A

 Flange for Test bench for Common Rail pumps
 with 50mm hole, 13 holes.

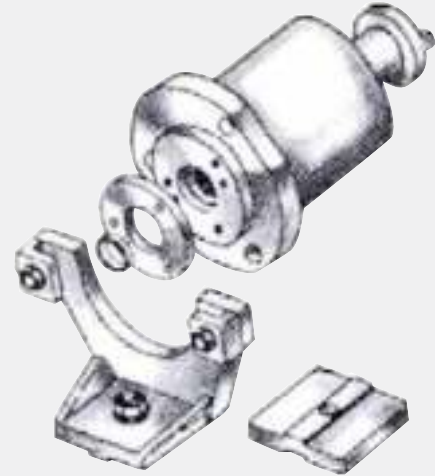
9478-CR



MARBED[®]
PROFESSIONAL DIESEL SERVICE TOOLS

9659

Cushioned Coupling for CAV-DPA-DPS- DPC-BOSCH VE



9659

Cushioned puller coupling
for CAV DPA, DPS, DPC
and BOSCH VE pumps
adaptable to all test benches by **9680-A (A)**
supplied with 3 gears



DPC **9659-I17**
gear - cone Ø 17



DPS **9659-I20**
gear - cone Ø 20



DPA **9659-IDPA**
CAV female gear - external Ø gear 35,5



optional
DPA **9872**
CAV gear
NOT INCLUDED



MARBED[®]
PROFESSIONAL DIESEL SERVICE TOOLS

9662



9662 - TOOL BOX FOR CAV-DPA ROTARY PUMPS


9662

Complete tool box for assembly and disassembly
of CAV-DPA rotary pumps with mechanical and
hydraulic governor
30 items, 60 particulars

9662

Tools for CAV-DPA rotary pumps

9573	1	Advance gauge for CAV - DPA pumps
9664-C	1	Advance gauge for CAV - DPA pumps
9211	1	Drive plate srew
9656	1	Manometer for pump feed pressure
9565	1	Roller distance gauge on control plate
9555-A	1	Wrench for cam pin
9100	1	Connector for diesel oil inlet
9100-A	1	Connector for diesel oil inlet
9652	1	Connector
9567	1	Polygonal wrench
9651	1	Spanner transfer pump rotor
9097	6	Pressure connector
9650	1	Drive shaft holding tool
9649	1	Spanner drive plate
9272-A	1	Governor counter weight balancer
9274	1	Bush for oil seal assembly
	Items	



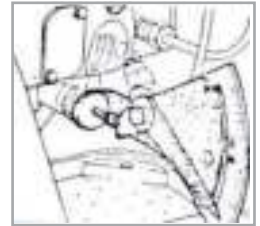
Kit composed by 9 OR guard bushes	1	9663
Assembly bush for governor cap	1	9275
Assembly rod for metering valve	1	9276
Governing wrench	1	9277
Sleeve puller	1	9278
Oil seal puller	1	9279
Alignement tool, hydraulic head	1	9282
Alignement tool	1	9283
Torque adaptor	1	9284
Reduction union	1	9290
Reduction union	1	9291
Reduction	1	9285
Drilled unions	3	9292
Blind cap	1	9293
Blind cap	1	9294
	Items	



Advance gauge for CAV - DPA pumps

9573

CAV 7244-59
CAV 7244-70





9573 is replaced by **9664-C**

9664-C

Advance gauge for CAV - DPA pumps

1804-811



9211


Torque adaptor,
drive plate screws

CAV 7144-482
CAV 7244-404



9656


0-16 BAR manometer for feeding pressure pump



9565

Roller distance gauge on control plate
with air pressure

CAV 7144-262



9555-A

Wrench for cam ring pin

CAV 7244-125 B



9100

Diesel oil inlet union
14 x 1,5 - 1/2"



9100-A

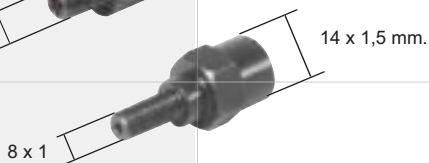
Diesel oil inlet union
14 x 1,5 - 7/16"



9652

Manometric reduction union
to set the internal pressure
14 x 1,5 - 8 x 1

CAV 7044-892



9567

1/4" polygonal wrench for cap screws




Spanner transfer pump rotor

9651

CAV 7044-889


 Extended pressure union
 for bench testing
 12 x 1,5 - 11"

9097


Drive shaft holding tool Ø 17

9650


CAV 7144-773



Spanner drive plate

9649

CAV 7144-744



Governor counter weight balancer

9272-A


Bush for oil seal assembly

9274

CAV 7144-260 A



Kit with 9 OR guard bushes

9663

9663-A	Ø 6,5 - 29 mm
9663-B	Ø 10,5 - 44 mm
9663-C	Ø 12,5 - 38 mm
9663-D	Ø 13 - 23,5 mm
9663-E	Ø 15 - 47 mm
9663-F	Ø 16,5 - 44 mm
9663-G	Ø 20 - 42 mm
9663-H	Ø 23,2 - 26,5 mm
9663-I	Ø 24,5 - 80 mm



Assembly bush for governor cap

9275


Assembly rod for metering valve

9276

CAV 7044-895



9277
 Governing wrench for squirt feed pressure
 14 x 1,5 - 3/32" **CAV 7244-571**



9278
 Sleeve puller **CAV 7144-875**



9279
 Oil seal puller **CAV 7244-334**



9282
 Alignment tool, hydraulic head **CAV 7144-508 B**



9283
 Alignment tool, oversize hydraulic head **CAV 7144-508 C**



9284
 Torque adaptor 8 mm drive shaft screw **CAV 7144-261**




9290
 Reduction for wrench 9277
 14 x 1,5 - 7/16"



9291
 Reduction for wrench 9277
 14 x 1,5 - 1/2"




9285
 Reduction
 M 12 x 1,5 - F 12 x 1,5



9292
 Drilled union
 14 x 1,5



9293
 Blind cap
 7/16"



9294
 Blind cap
 1/2"



MARBED[®]
PROFESSIONAL DIESEL SERVICE TOOLS

9210-S

9210-S - TOOL BOX FOR CAV ROTARY PUMPS



9210-S

Tool box for assembly and disassembly
of CAV rotary pumps
16 items, 23 particulars

9210-S

Tools for CAV rotary pumps



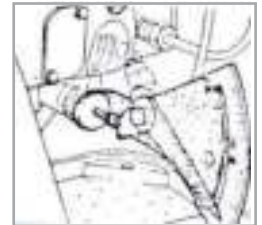
9573	1	Advance gauge for CAV - DPA pumps
9664-C	1	Advance gauge for CAV pumps
9211	1	Drive plate screw
9272	1	Governor counter weight balancer
9029	1	Toothed coupling for pump motoring over
9555	1	Governing wrench
9100	1	Connector for diesel oil inlet
9100-A	1	Connector for diesel oil inlet
9652	1	Connector
9675-A	1	Connector
9651	1	Spanner transfer pump rotor
9097	6	Pressure connector
9650	1	Drive shaft holding tool
9649	1	Spanner drive plate
9273	1	Puller hook
9653	1	Wrench
9654	1	Wrench
		Pieces



9573

Advance gauge for CAV - DPA pumps

CAV 7244-59
CAV 7244-70




9573 is replaced by **9664-C**

9664-C

Advance gauge for CAV pumps


1804-811



9211

Torque adaptor,
drive plate screws

CAV 7144-482
CAV 7244-404



9272

Governor counter weight balancer



9029

Toothed motoring coupling

ex Marbed 9900



9555


Socket inserter torque spanner
cam advance

CAV 7244-125 B



9100

Diesel oil inlet union
14 x 1,5 - 1/2"



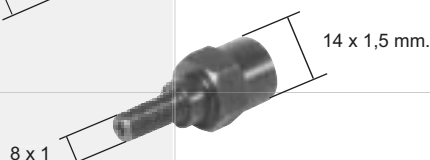
9100-A

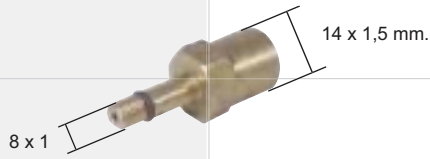
Diesel oil inlet union
14 x 1,5 - 7/16"



9652

Manometric reduction union
to set the internal pressure
14 x 1,5 - 8 x 1





9675-A

Manometric reduction union
to set the internal pressure
14 x 1,5 - 8 x 1



9651


Spanner transfer pump rotor

CAV 7044-889



9097

Extended pressure union
for bench testing
12 x 1,5 - 11"



9650

Drive shaft holding tool

CAV 7144-773



9649

Spanner drive plate

CAV 7144-744



9273

Removal hook

CAV 7244-408



9653

Socket wrench
5/16"



9654

Socket wrench
3/32"



MARBED[®]
PROFESSIONAL DIESEL SERVICE TOOLS

9731-B



9731-B - TOOL BOX FOR CAV-DPS PUMPS

9731-B

Complete tool box for assembly and disassembly
of CAV-DPS pumps
(FORD TRANSIT I.D. - FORD YORK - VW GOLF)
31 items, 51 particulars



9731-B

Tools for CAV-DPS pumps

9664-B	1	Auto advance gauge
9288	1	Gauge
9303	1	Adaptor
9304	1	Pressure measuring kit
9667	1	OR bush
9305	1	Timing disk bubble
9570	1	Wrench
9290	1	Reduction union
9291	1	Reduction union
9570-A	1	Wrench
9761-A7	1	Torx T25
9306	1	Torx T20
9310	1	Torx T15
9316	1	Torx T10
9674	1	Timing retainer
9761-A8	1	Dial gauge bearing
9671	1	Insertor
9329	1	Toothed wrench
9728	1	Toothed wrench
9330	1	Oil seal guide
9782	1	Timing pin
9669	1	Operative plate
9865	1	Coupling
9866	1	Puller
9332	1	Insertor
9855	1	DPS adjusting wrench
9856	1	DPS adjusting wrench
9859	1	Spring adjusting wrench
9860	1	Spring adjusting wrench
9572	1	Accelerator lever survey
9572-A	1	FORD TRANSIT modification

Pezzi



Auto advance device for DPS pumps
(10 pieces)

9664-B

CAV 7244-447
CAV 7244-572
CAV 7244-435

A CAV 7244-572 Bare reduction for YORK - FORD TRANSIT
B CAV 7244-435 Set of 8 gauges (A-H)



Internal pressure gauge
0 - 2,5 BAR
with bumper glicerol

9288


Gauge kit for DPS pumps

9304

CAV 7244-275 A



Transfer pressure adapter

9303

CAV 7244-382



Bush couple - for advance shaft OR
mm 6,2 x 30
and for extra shaft
mm 7,2 x 25

9667

CAV 7244-441
CAV 7244-442



Timing disk bubble

9305

ARD 20/1



TORX T25 wrench
with 1,5 mm hole

9761-A7

CAV 7244-437

TORX T20 wrench

9306

CAV 7244-438

TORX T15 wrench

9310

CAV 7244-439

TORX T10 wrench

9316

CAV 7244-439 A



9570

Adjusting wrench
3/32" - union 14 x 1,5


CAV 7244-571



9570-A

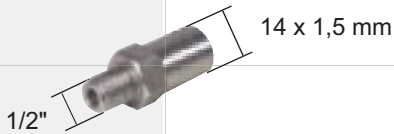
Adjusting wrench
3/32"
union 12 x 1,5

CAV 7244-410 A



9290

Reduction union
14 x 1,5 - 7/16"



9291


Reduction union
14 x 1,5 - 1/2"



9674

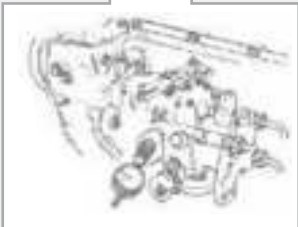
Timing lock for CAV-DPS pumps


CAV 7244-448




9761-A8

Comparator bearing in 4 pieces
for the timing of CAV-DPS pumps
and without reduction for
BOSCH EP...VE pumps






9671
oil seal inserter
DPS pump drive shaft
Ø 17
CAV 7244-445
CAV 7244-445 A



9329
Toothed wrench 1/2" for CAV-DPS
pump cam screw (FORD TRANSIT)
CAV 7244-573



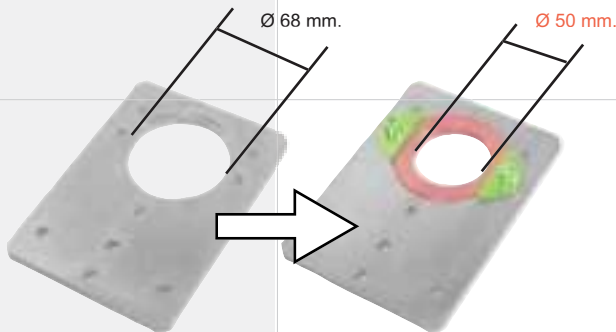
9728
Toothed wrench couple control
for DPS pump (FORD TRANSIT)



9330
Oil seal guide
CAV 7244-485



9782
Time holding pins
(FORD TRANSIT D.I.)




9669
Operative plate for CAV-DPS
mm 68
and adaptor ring for DPC pumps
mm 50
CAV 1804-411
CAV 1804-410



9332
Nylon oil seal inserter
Ø 20
V 706
V 612/B



9855
LDA adjusting wrench on CAV-DPS Turbo
CAV 7244-586



3 holes coupling for DPS pumps, direct injection

9865
ADC 160



Motoring hub puller
Ø 74
To be used with pneumatic gun

9866




LDA adjusting wrench on CAV-DPS Turbo

9856
CAV 7244-584



Spring LDA adjusting wrench on CAV-DPS Turbo

9859
CAV 7244-582



Spring LDA adjusting wrench on CAV-DPS Turbo

9860
CAV 7244-581



Graduated checking to survey the total travel of the CAV-DPS pumps accelerator lever

9572
CAV 7244-411



Modification for 9572 to survey the travel from the position of the antistopping screw to the maximum screw on CAV-DPS (ex.: FORD TRANSIT)

9572-A
CAV 7244-583



MARBED[®]
PROFESSIONAL DIESEL SERVICE TOOLS

9731-C



9731-C - TOOL BOX FOR CAV-DPC PUMPS

9731-C

Tool box for assembly, disassembly
and timing of CAV-DPC pumps
17 articles - 23 particulars

9731-C

Tool box for CAV-DPC pumps




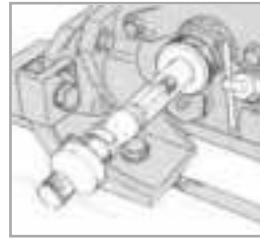
9664-C	1	Advance gauge
9670	1	Stopping lever adjuster
9671-A	1	Oil seal inserter
9673	1	Adjusting wrench
9672	1	Wrench
9675	1	Manometric reduction
9666	1	Slot wrench
9295	1	Wrench
9676	1	Wrench
9678	1	Wrench
9339	1	Hydraulic head support
9341	1	Kit for manometer
9837-A	1	3 plug assembly
9842	1	External ring puller
9832	1	Internal ring puller
9344	1	Internal pressure union
9362	1	Bush puller



Advance gauge for CAV-DPC pumps

9664-C

CAV 1804-811



Stopping lever adjuster
for CAV-DPC pumps

9670

CAV 7144-559A



Oil seal inserter
for pump drive shaft


9671-A



Adjusting wrench with guide
4,85 mm

9673

CAV 1804-444



Wrench with scale for diesel oil
delivery adjusting

9672


CAV 1804-423



Manometric reduction for transfer pressure
thread 8 x 1,25

9675

CAV 1804-442



Slot wrench for auto advance nut 1/2 "

9666

CAV 1804-401



14 mm hexagonal wrench
for diesel oil inlet unions for
CAV-DPA-DPC pumps

9295



8 mm shaped wrench for CAV-DPC pumps

9676



9678

Wrench for motoring gear
Ø 35,5



9339

Hydraulic head support

CAV 1804-417



9341

Kit for gauge to survey
the internal pressure



9837-A

Three nylon plugs
(our arts. 9837-809-B,
9837-809-D, 9837-809C)
for manual bearing insertion
CAV-DPC, DPS

CAV 1804-809 B
CAV 1804-809 C
CAV 1804-809 D




9842

External ring puller
for CAV-DPC pump bottom



9832


Puller for the bearing internal ring
CAV-DPC



9344

Union for internal pressure

CAV 1804-447 B



9362

Bush puller

CAV 1804-800



MARBED[®]
PROFESSIONAL DIESEL SERVICE TOOLS

9731-N



9731-N - TOOL BOX FOR LUCAS DPC PUMPS

9731-N


Tool box for LUCAS DPC / NUMERIC pumps

9731-N

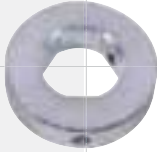
Tool box for LUCAS DPC pumps



8040	1	Equalizer
8027	1	Adapter
8028	1	Adapter
8029	1	Adapter
8030	1	Timing control pin
8031	1	Timing control pin
8032	1	Advance piston positioner
8033	1	Wrench
9996	1	Wrench
9998	1	Puller
9998-A	1	Coupling
8034	1	Accelerator lever register
8035	1	Wrench
8036	1	Stopper



Equalizer for stroke control **8040**
V638



Adapter **8027**



Adapter **8028**




Adapter **8029**
CAV 1804-611



Timing control pin **8030**
CAV 1804-626



Timing control pin **8031**
CAV 1804-616



Advance piston positioner **8032**
CAV 1804-649



Solenoid wrench **8033**
(ex 9531-A)




Triangular wrench for pump plug
CAV-DPC (FIAT MAREA, CITROEN) **9996**
CAV 1804-624




Motoring hub puller with 3 holes
for DPC - BOSCH VE pumps on
VW POLO 1900, GOLF TD **9998**



Coupling for motoring hub with 3 holes
for DPC - BOSCH VE pumps on
VW POLO 1900, GOLF TD **9998-A**



Accelerator lever register **8034**



Tightening wrench for inspection plastic plug **8035**
CAV 1804-625



Roller bearing stopper **8036**
CAV 1804-650

		<p>9531</p> <p>24 mm hexagonal wrench for solenoid valve for CAV DPC and BOSCH VE pumps</p>
		<p>9467</p> <p>24 mm poligonal wrench for solenoid valve for BOSCH VE pumps</p>
		<p>9531-A <i>8033</i></p> <p>26 mm wrench for solenoid valve on CAV DPC NUMERIC</p>
		<p>9531-B</p> <p>27 mm wrench for CAV DPC NUMERIC pumps advance actuator</p>
		<p>9531-C</p> <p>24 mm wrench for CAV DPC NUMERIC pumps advance actuator</p>
		<p>9996 <i>CAV 1804-624</i></p> <p>Triangular 25 mm wrench for pump plug on CAV DPC NUMERIC pumps</p>
		<p>9297</p> <p>9/16" shaped wrench for CAV pumps delivery unions</p>
		<p>9695</p> <p>5/8" wrench for CAV pumps delivery unions</p>
		<p>9696</p> <p>9/16" wrench for CAV pumps delivery unions</p>
		<p>9677</p> <p>3/16" wrench for CAV DPA shaft nut</p>
		<p>9676</p> <p>8 mm shaped wrench for CAV DPC-DPS pumps</p>



9408

Motoring coupling for Ø 17 gear
CAV DPA pumps



9029

Motoring coupling for CAV DPA pumps




9650

Fixing gear wrench Ø 17



9872

CAV pumps gear




9213

Operative plate to fix to the vice
CAV DPA DPC pumps
Ø 48 and Ø 50



9295

14 mm wrench for diesel oil inlet unions
for CAV DPA DPC pumps



9296

Elastic rings puller for CAV pumps



9657

Vacuum gauge 0/76 mm Hg
Ø 63 - 3/8 gas
with reduction and shaped pipe



9302

0/76 mm Hg vacuum gauge



9658

Angular pipe for vacuum gauge and gauge
3/8 gas connection



Fixing cap wrench 1/4"

9568



Polygonal wrench
3/8" - 7/16"

9568-A



Tweezers

9648

CAV 7244-277




Assembly composed by 16 pieces
to survey the internal pressure
of CAV DPA-DPC-DPS pumps

9665




Long feeler pin assembly

9647-A



Toothed wrench for hexagonal nuts
to fix diesel oil inlet unions
used for CAV pumps

9566




360° goniometric disk for the timing of
CAV DPA, DPC, DPS pumps equipped with

9668

1 Insert to time CAV DPA, DPC, DPS pumps

2 Reduction rings

*1 Checking plate for CAV DPC timing with indicator shaft
(to connect with the diesel oil inlet union)*



A \ B	12 x 1,5 mm.	14 x 1,5 mm.	1/2"	7/16"
3/32"	9570-A 7244-410A	9570 7244-571	-	-
7/32"	-	-	9570-B 7144-499	9570-C 7144-499G
3 mm	8059	8058	-	-



MARBED[®]
PROFESSIONAL DIESEL SERVICE TOOLS

9731-DP



9731-DP - TOOL BOX FOR LUCAS DP200 PUMPS

9731-DP


Tool box for LUCAS DP200 pumps

9731-DP

Tool box for LUCAS DP200 pumps



8058	1	Adjusting wrench
8059	1	Adjusting wrench
8060	1	Connector
8061	1	Reduction
8062	1	Reduction
8063	1	Wrench
8064	1	Wrench
8065	1	Puller
8066	1	Reduction plate
8067	1	Wrench
8068	1	Puller
8069	1	Wrench
8070	1	Wrench
8041	1	Reductions kit
8042-A	1	Connectors kit
	Pieces	


8058

 Adjusting wrench
 14 x 1,5 - 3 screws

8059


 Adjusting wrench
 12 x 1,5 - 3 screws

8060

Connector


8061

Reduction

CAV 7244-631

8062

Reduction for electronic degrees tester


8063

Toothed bush wrench


8064

Toothed bush wrench


8065

Puller


8066

 Reduction plate for mounting the disk
 to the cone shaft 17 and 20 with rigging

CAV 7244-578



Wrench **8067**
CAV 6408-78



Puller **8068**



Wrench for head screw **8069**



Wrench for head **8070**
CAV 7144-939




Reductions kit for degrees tester **8041**
9 pieces



22 x 14,5 - 30 x 15 - 38 x 15 h.7 -
 38 x 15 h.4 - 45 x 17 35 x 20 h.2 -
 43 x 19 - 50 x 16,5 - 45 x 16,8 -
 56 x 16,8 - 65 x 15 - 60 x 11 -
 40 x 11 - 46 x 24 h.6,5 -
 46 x 24 h-10 - 62 x 21

Connectors kit **8042-A**
16 pieces



Tools for LUCAS Epic pumps



8118

Ejector of LUCAS EPIC 2nd serie
pumps on MERCEDES C 220



9760-A

Bolt with spring \varnothing 6,5 mm
for EPIC 70 pumps phasing
on MERCEDES



MARBED[®]
PROFESSIONAL DIESEL SERVICE TOOLS

9761-A



9761-A - COMPARATOR BEARING BOX FOR ROTARY PUMPS

9761-A

Comparator bearing box for the timing of rotative pumps to use on test bench or directly on the vehicle. BOSCH EP...VA...VE, CAV DPA, DPC, DPS and ROTODIESEL. (ALFA, AUDI, CITROEN, LANCIA, PEUGEOT, RENAULT, SAAB, VOLKSWAGEN, VOLVO, etc.) and medium tracks.
12 items, 23 pieces

9761-A

Comparator bearings for rotary pumps




9733-A	1	Comparator
9861	1	Comparator bearing
9761-A1	1	Timing pin
9186-N	1	Comparator bearing - not sold alone
9761-A2	1	Comparator bearing
9761-A3	1	Nut
9761-A4	1	Nut couple
9761-A5	1	Reduction
9761-A6	1	Comparator bearing
9674	1	Timing lock
9761-A7	1	Torx wrench
9761-A8	1	Comparator bearing



9733-A

Centesimal comparator 5 mm
with back connection (B)

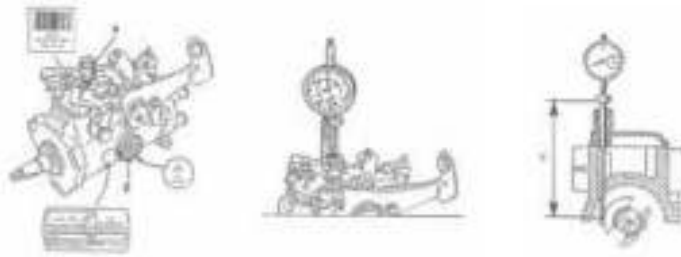


9861

Comparator bearing for BOSCH VA pumps

1804-606
1804-607
1804-600

New comparator bearing (mm. 30). It has a new fast method for the timing of CAV ROTO DIESEL pump "B" index with access to the timing references by the cap pump. The pump cap has a timing bush with a clogging plug. On this plug You will find incised the rod stroke value. This value correspond to the timing value to P.M.S. With this new system it is possible to eliminate the corner transmission, the rod fixing and in this way there is no need to empty the pump casing for the stroke checking.



9186-N

Comparator bearing BOSCH EP/VA...B pumps
thread 12x1
with shaft 25 mm Ø 2 thread 2,5 (our art **15-D4**)


*KDEP 2940
NOT SOLD ALONE*



9761-A1

Timing pin on ROTO DIESEL

1084-761



9761-A2

Couple of dial indicator for
ROTO DIESEL pumps

1084-767



9761-A3

Fixing nut for flange comparator

1084-764



9761-A4

Nut couple to fix to the pump
the comparator bearing (**9761-A2**)

1084-766

9761-A5

Comparator reduction from 3 mm to 2,5 mm

9761-A6

Comparator bearing for timing searching on CAV-DPC (5 pieces)

A	1804-486	Angle bracket	9761-B
B	1804-487	Union	9761-C
C	1804-488/A	Push rod with guide (54mm)	9761-D
D	1804-489	Distance ring	9761-E
E	1804-491	Equalizer comparator bearing	9761-F

 Operation outline of the tools for the timing of CAV-DPC pump.
 (For CAV-DPS you need only the spring pin included).

 Notice: the rotation of the driving shaft that will be later locked, will point out the lift of the shaft inserted in the elastic ring of pump.
 Referring to the obtained level you will locate the injection pump with the locking of bolts.

9761-A7

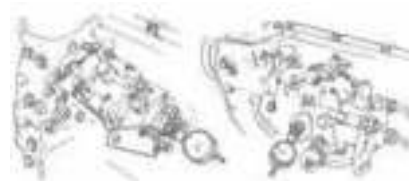
TORX T25 wrench con with 1,5 mm hole for DPS pumps

CAV 7244-437
9674

Timing lock for CAV-DPS pumps

CAV 7244-448
9761-A8

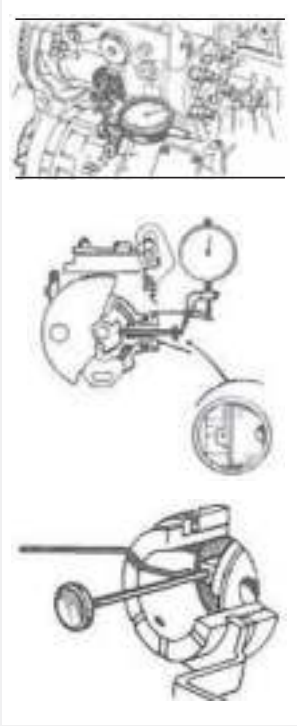
Comparator bearing composed by 4 pieces for the timing of CAV-DPS pumps and without reduction for BOSCH EP...VE pumps





MARBED[®]
PROFESSIONAL DIESEL SERVICE TOOLS

9761




9761 - COMPARATOR BEARING BOX FOR CAV ROTARY PUMPS

9761

Comparator bearing box for
rotative pumps CAV DPC, DPS

9733-A	1	Comparator
9761-A3	1	Nut
9761-A6	1	Comparator bearing
9674	1	Timing lock
9761-A7	1	Torx wrench
9306	1	Torx wrench
9310	1	Torx wrench
9316	1	Torx wrench

Pieces

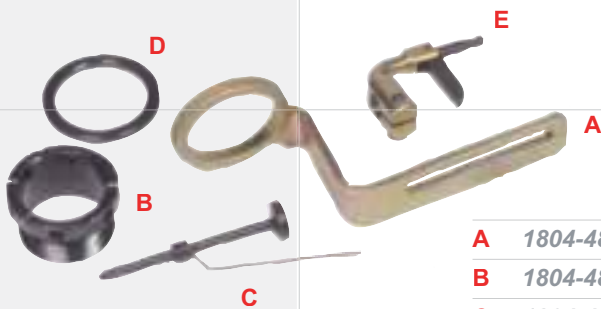

9733-A

 Centesimal comparator 5 mm
 with back connection (B)

9761-A3


Fixing nut for flange comparator

1084-764


9761-A6

 Comparator bearing for timing searching
 on CAV-DPC (5 pieces)

A	1804-486	Angle bracket	9761-B
B	1804-487	Union	9761-C
C	1804-488/A	Push rod with guide (54mm)	9761-D
D	1804-489	Distance ring	9761-E
E	1804-491	Equalizer comparator bearing	9761-F



Operation outline of the tools for the timing of CAV-DPC pump.
 (For CAV-DPS you need only the spring pin included).
 Notice: the rotation of the driving shaft that will be later locked,
 will point out the lift of the shaft inserted in the elastic ring of pump.
 Referring to the obtained level you will locate the injection pump with the locking of bolts.


9674

Timing lock for CAV-DPS pumps

CAV 7244-448


9761-A7

 TORX T25 wrench con with 1,5 mm hole
 for DPS pumps

CAV 7244-437


9306

TORX T20 wrench

CAV 7244-438


9310

TORX T15 wrench

CAV 7244-439


9316

TORX T10 wrench

CAV 7244-439 A

Advance gauge



9664-N

The universal body 9664-N can be applied on 5 different types of pumps, depending of the installed interface



9664-F

Interface for DPS pumps



9664-D

Interface for DPC pumps




9664-E

Interface for DP200 pumps



9664-H

Interface for VE pumps



9664-S


Interface for DENSO pumps



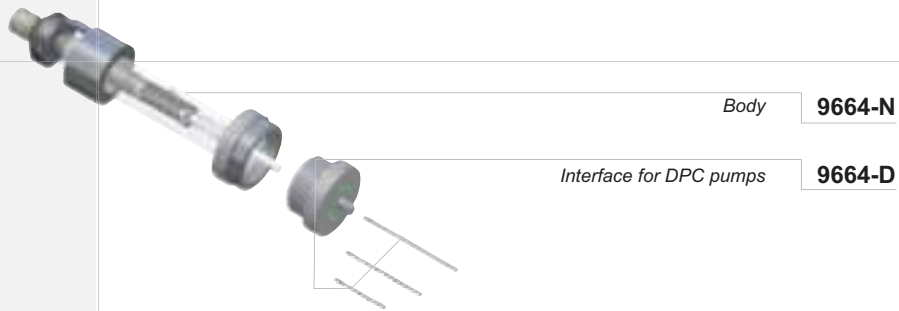
9334

Transparent body, spare part of **9664-N**

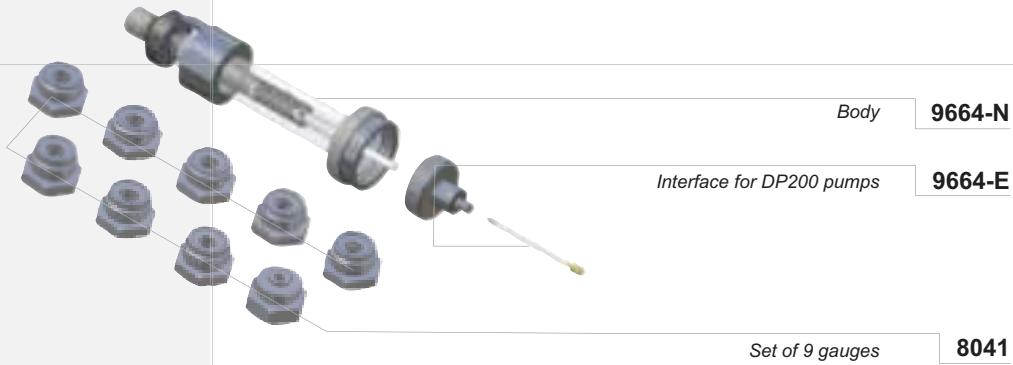
9664-B



9664-C




9664-DP



9664-VE



9664-ND



230



Common Rail pumps

Pumps equipment





Common Rail pumps

Pumps equipment

230

COMMON RAIL PUMPS

Pump service brackets	3 - 6
Tool box for CP3 Common Rail pumps	7 - 9
Equipment for test bench	10 - 11

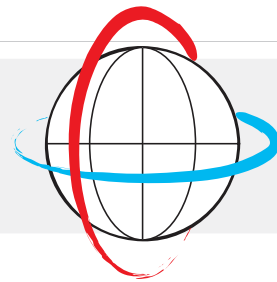




MARBED[®]
PROFESSIONAL DIESEL SERVICE TOOLS

9356-CR

Supporto
montaggio/smontaggio
pompe CR



9356-CR

Kit morsa girevole con flangia CR
composto da:

9260
8130
9452-C

8131
8169-A



9356-CR componenti



9260

Basamento rinforzato

0 986 611 273



8130

Flangia operativa per pompe common-rail

0 986 612 794



9452-C

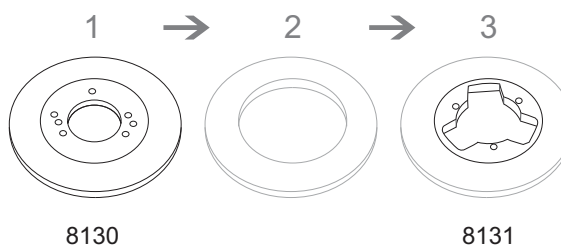
Barra con attacco per flange
smontaggio pompe

9356-CR optionals




8131

Interfaccia per pompe common-rail CP3



8169-A

Mezzaluna per fissaggio pompe CR Delphi
R9042A040A e simili da fissare
su flangia 8130 e 9478-CR

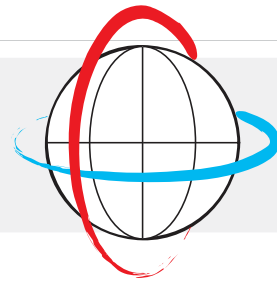




MARBED[®]
PROFESSIONAL DIESEL SERVICE TOOLS

8130-K

Bracket kit and vice for Common Rail pumps



8130-K

Swivel vice for servicing
Common-rail pumps
consisting of:

9260
8130
9452-C

8131
8169-A

8130-K components



8132

Base for swivel vice



8130

Operative flange for common-rail pumps.

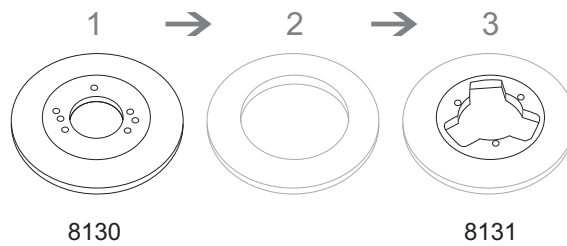
0 986 612 794

8130-K optionals




8131

Interface for CP3 common rail pumps



8169-A

Bracket to be installed on 8130 and 9478-CR flange to install Delphi cr pumps R9042A040A and similar





MARBED[®]
PROFESSIONAL DIESEL SERVICE TOOLS

8170



8170 - TOOL BOX FOR BOSCH CP3 COMMON RAIL PUMPS

8170

Tool box for BOSCH CP3 common rail pumps

8133	1	Tappet lifter
8171	1	Connector Kit
8172	1	Puller
8173	1	Bushes kit

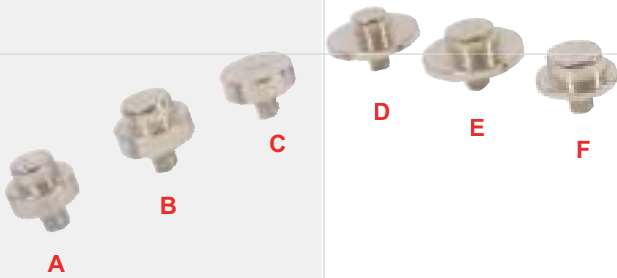
Pieces



8133

Set of 3 stretchers to tension
CP3 pump element

BH 0 986 612 427



8171

Set of 6 sealing ring inserters

A	<i>BH 0 986 612 841</i>
B	<i>BH 0 986 612 843</i>
C	<i>BH 0 986 612 842</i>
D	<i>BH 0 986 612 844</i>
E	<i>BH 0 986 612 846</i>
F	<i>BH 0 986 612 845</i>



8172

Puller for radial shaft seal
25 mm

BH 0 986 611 821



8173

Set of 7 mounting sleeves


A	<i>BH 0 986 612 779</i>
B	<i>BH 0 986 612 831</i>
C	<i>BH 0 986 612 884</i>
D	<i>BH 0 986 612 883</i>
E	<i>BH 0 986 611 815</i>
F	<i>BH 0 986 611 851</i>
G	<i>BH 0 986 611 706</i>

Other tools



8134

Wrench inlet connection for CP3



8134-A

Inlet connection wrench



8175

Inserter bracket and oil seal for CP1 and CP3 pumps




9754-CP4

Puller BMW Serie 1 with CP4 pumps



Bracket kit and vice for Common Rail pumps on test bench



9478-CR


Flange for Test bench for Common Rail pumps
with 50mm hole, 13 holes.

*DPA / DPC / DPS Ø 50
VA / VE
VE (3 x 120°)
CP1 0445010014 (K3)
CP3
DELPHI CR R9042Z23A
DENSO 22100 - 30040
SIEMENS K06-0110
A2C2000598*



8169-A

Bracket to be installed on 9478-CR and 8130 flange
to install Delphi cr pumps



8155

Interfacing flange with added thickness
for CP3 common-rail pumps
50 mm diameter



Keyed driving couplings



8151

Motoring coupling for
common rail pumps
Key: width 8 mm
Tooth: 12 mm
MERCEDES



8152

Motoring coupling for
common rail pumps
Key width: 9 mm
Tooth: 12 mm
FIAT



8152-10

Motoring coupling for
common rail pumps
Key width: 10 mm
Tooth: 12 mm
FORD



9482

Motoring coupling for
CATERPILLAR 955-K (Ø 35 mm)
Key width: 13 mm
Key height: 12 mm
Tooth: 10 mm
CATERPILLAR

310



Mechanical Injectors

Injectors equipment





Mechanical Injectors

Injectors equipment





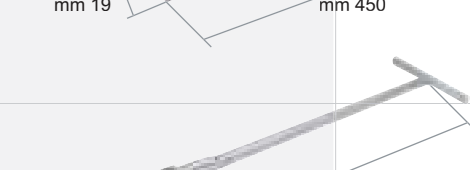





310

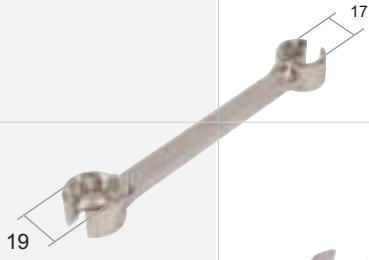
MECHANICAL INJECTORS

Wrenches for pipes	3 - 4
Injector pullers	5 - 7
Injector clamps	8 - 11
Tools for nozzle replacement	12 - 18
Wrenches for injectors	19 - 21
Wrenches for ring nut	22 - 23
Two handles wrenches	24 - 25
Flat wrenches	26
Nozzle cleaning tools	27 - 33
Hand operated injector tester	34 - 38
Calibrating shims	39 - 40
Flame dampers	41 - 42
Other tools	43
Reamers	44
Tools for high pressure pipes	45 - 46



Wrenches for pipes

 <p>mm 17 mm 450</p>	<p style="text-align: right;">9059</p> <p>17 mm hexagon T wrench 450 mm lenght for pipe nuts</p>
 <p>mm 17 mm 450</p>	<p style="text-align: right;">9060</p> <p>17 mm box T wrench 450 mm lenght for pipe nuts</p>
 <p>mm 19 mm 450</p>	<p style="text-align: right;">9061</p> <p>19 mm hexagon T wrench 450 mm lenght for pipe nuts</p>
 <p>mm 19 mm 450</p>	<p style="text-align: right;">9061-A</p> <p>19 mm box T wrench 450 mm lenght for pipe nuts</p>
 <p>mm 14 mm 230</p>	<p style="text-align: right;">9403</p> <p>14 mm T wrench 230 mm lenght for pipe nuts MERCEDES 190-D</p>
 <p>mm 17 mm 250</p>	<p style="text-align: right;">9749-A</p> <p>Wrench with sliding rod 250 mm lenght hexagon 17 mm for cars pipe nuts</p>
 <p>mm 17 mm 250</p>	<p style="text-align: right;">9749-B</p> <p>17 mm hexagonal head wrench 250 mm lenght for cars pipe nuts</p>
 <p>mm 17</p>	<p style="text-align: right;">9508</p> <p>17 mm hexagon wrench 270 mm lenght for trucks pipe nuts (e.g. FIAT 190)</p>
 <p>mm 17</p>	<p style="text-align: right;">9693</p> <p>17 mm hexagon wrench 240 mm lenght for coach pipe nuts (e.g. FIAT 370)</p>
 <p>mm 17</p>	<p style="text-align: right;">9693-B</p> <p>17 mm hexagon wrench 180 mm lenght for cars pipe nuts (e.g. FIAT RITMO)</p>



9071

Open box wrench
for pipe nuts 17/19



9073-A

Triplex use wrench 13 mm



9073-B

Triplex use wrench 14 mm



9073-C

Triplex use wrench 17 mm



9073-D


Triplex use wrench 19 mm



MARBED[®]
PROFESSIONAL DIESEL SERVICE TOOLS

9510-A

Box with puller and reductions
for all nozzle holders
(12 articles- 13pieces)

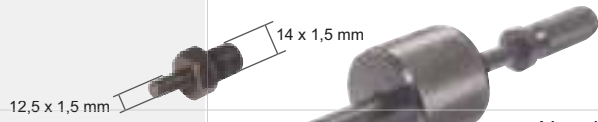


9510

Box with sliding hammer pullers
and reductions
for all nozzle holders
(9 articles- 10 pieces)

9510 9510-A - BOX WITH PULLER FOR NOZZLE HOLDERS

			9510	9510-A
9047	1	Puller	<input type="radio"/>	<input type="radio"/>
9468	1	Reduction for 9047	<input type="radio"/>	<input type="radio"/>
9469	1	Reduction for 9047	<input type="radio"/>	<input type="radio"/>
9470	1	Reduction for 9047	<input type="radio"/>	<input type="radio"/>
9603	1	Reduction for 9047	<input type="radio"/>	<input type="radio"/>
9050	1	Reduction for 9047	<input type="radio"/>	<input type="radio"/>
9258	1	Reduction for 9047	<input type="radio"/>	<input type="radio"/>
9049	1	Reduction for 9047	<input type="radio"/>	<input type="radio"/>
9051	1	Reduction for 9047	<input type="radio"/>	<input type="radio"/>
9050-A	1	Reduction for 9047	<input type="radio"/>	<input type="radio"/>
8096	1	Reduction for 9047	<input type="radio"/>	<input type="radio"/>
8096-A	1	Reduction for 9047	<input type="radio"/>	<input type="radio"/>


9047

 Nozzle holder sliding hammer puller
 with joint head

9468

 Reduction for 9047
 for IVECO nozzle holders - 8 x 1


9469

 Reduction for 9047
 for IVECO nozzle holders - 8 x 1,25

9470

 Reduction for 9047
 for CAV nozzle holders - 8 x 0,75

9603


 Reduction for 9047
 for SCANIA nozzle holders
 14 x 1,5 (female)

9050


 Reduction for 9047
 for nozzle holder precombustion chamber
 MERCEDES - Ø 22


9258

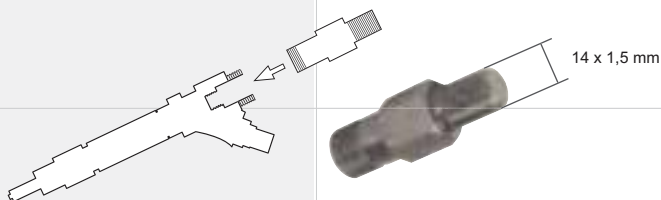
 Reduction for 9047
 for SIGMA RM-RMS nozzle holder - 22 x 1,5

9049

 Reduction for 9047
 for IVECO nozzle holders - 16 x 1,5

9051

 Reduction for 9047
 for nozzle holders on tractors

9050-A

 Reduction for nozzle holder hammer puller
 precombustion chamber MERCEDES 250 TD

8096

 Reduction for 9047
 for OPEL 2000 nozzle holders

8096-A

 Reduction for 9047
 for common rail nozzle holders

9510
9510-A


Injector pullers



9039

Nozzle holder puller 20x1,5 mm
(SIGMA, FB)



9046

Strong tensile stress puller
for FB, OMT, OMAP nozzle holder
on FIAT IVECO
(after the disassembly of the exhausting union)



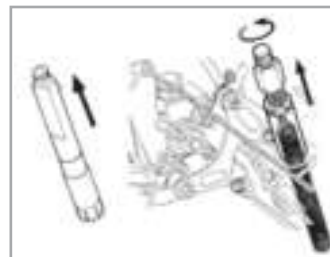
9899

Very high traction steel puller for
bar nozzle holders on
IVECO, MERCEDES, MAN, FIAT, RENAULT,
VOLVO, SCANIA ecc..
*consisting of a threaded pin 14x1,5
and one 12x1,5*




9899-A

Very high traction mini-puller for bar nozzle holders
on FIAT DUCATO ID, DAILY ID, FORD TRANSIT ID and
for all those nozzle holders where there is an hindrance
in extraction area: connectors, pipes,
preheater and so on
consisting of a threaded pin 14x1,5 and one 12x1,5
**REMARK: Nozzle holders always blocked in their
housing due to fouling and rust caused by water**



9044-A

Nozzle holder puller for STANADYNE, CATERPILLAR
and FORD TRANSIT



- A 9044** STANADYNE nozzle holder puller (JOHN DEERE)
- B 9044-B** Reduction for CATERPILLAR and FORD TRANSIT





Clamps for the dismounting of nozzle holders nuts



MERCEDES MAN

8026




FIAT
(690, 697, BV etc.)

9021




FIAT UNIC
(SIGMA nozzle holder on OM 150)

9022




FIAT OM (615)
old type

9023



SAME Tractors

9024



SCANIA

9340



PERKINS, FORD TRANSIT

9340-A




9355

IVECO (50 NC, OM 40)



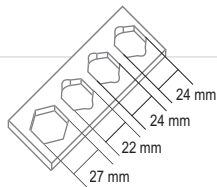
9363

BOSCH *KBAL Z 150S67* nozzle holder
on ISOTTA FRASCHINI engines



9365

FORD 5000



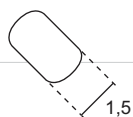

9397-A

MERCEDES, OPEL,
VOLKSWAGEN,
FIAT (127, REGATA,...),
VOLVO, AUDI, ...



9509

OPEL




9512

FIAT SOFIM ENGINES 131 - 132
RITMO, VM (ALFETTA)




9512-A

FIAT CROMA



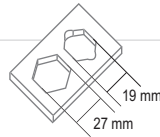
9535

FIAT 130, OM 100, OM 120
(**BOSCH KBAL 82S166/4** nozzle holder on
CP3 - CO3 engines)



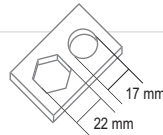
9571

VW GOLF, PEUGEOT TABLOT, ...
(CAV nozzle holders)



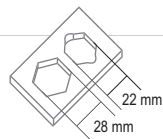
9571-A

VW POLO, MERCEDES
(ISUZU nozzle holder, hexag. 22 mm)



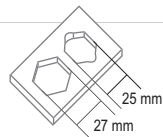
9571-B

ALFA ROMEO VM, ROVER
(BOSCH nozzle holder, hexag. 28 mm)



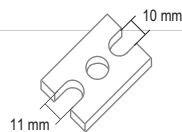
9571-C

GOLF TD
(BOSCH nozzle holder, slot 28 mm)



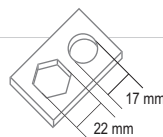
9571-D

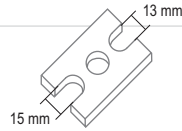

MERCEDES SPRINZER, DEUTZ
(BOSCH nozzle holder,
hexag. 10 mm and 11 mm)



9571-E


NISSAN
(MITSUBISHI nozzle holder,
hexag. 19 mm and 22 mm)





9571-F

BOSCH COMMON RAIL




9725

LAND ROVER, LEYLAND



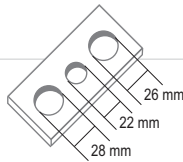
9784

CITROEN (BX, CX), FIAT 242
CITROEN ENGINE



9786

IVECO
(OMAP OMT nozzle holder on FIAT 170, 190...)



9787

MERCEDES SCANIA
(trucks and coaches)



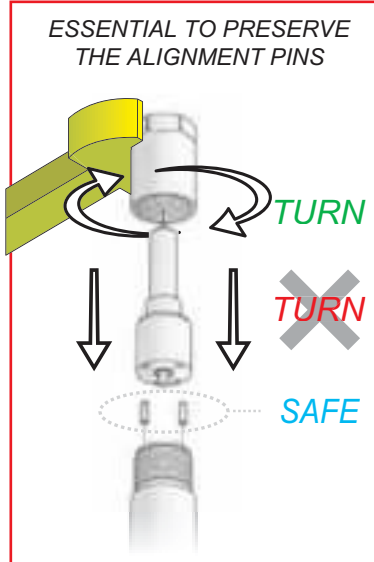
9788

MENARINI coaches
(BOSCH *KBAL 103P21* nozzle holder
on MERCEDES engines)



MARBED[®]
PROFESSIONAL DIESEL SERVICE TOOLS

10019-Series



COMMON RAIL
TWO SPRING
UNIT INJECTORS

10019-SERIES PROFESSIONAL TOOLS FOR NOZZLE REPLACEMENT.

DIGITAL



10019-KD



ANALOGIC



10019-KA



LIGHT

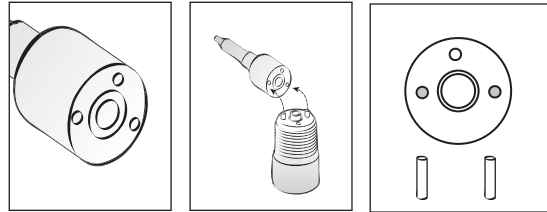


SOLD OUT

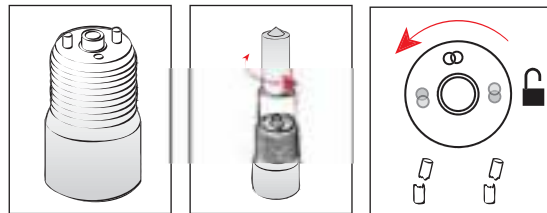
10019-K

PRESERVING THE ALIGNMENT PINS

Common rail and two-spring injectors nozzles are designed with the top face completely flat. To align the fuel hoses between the injector body and nozzle, two pins are introduced.

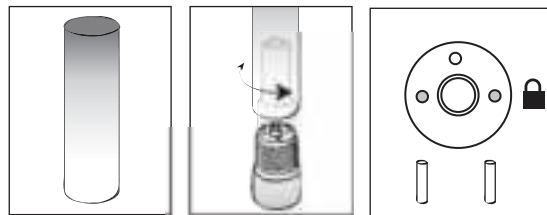


Screwing and unscrewing the nut, the nozzle tends to be dragged into rotation and the two pins can be truncated. The damage is not limited to the pins only: it can affect the body and the nozzle as well.

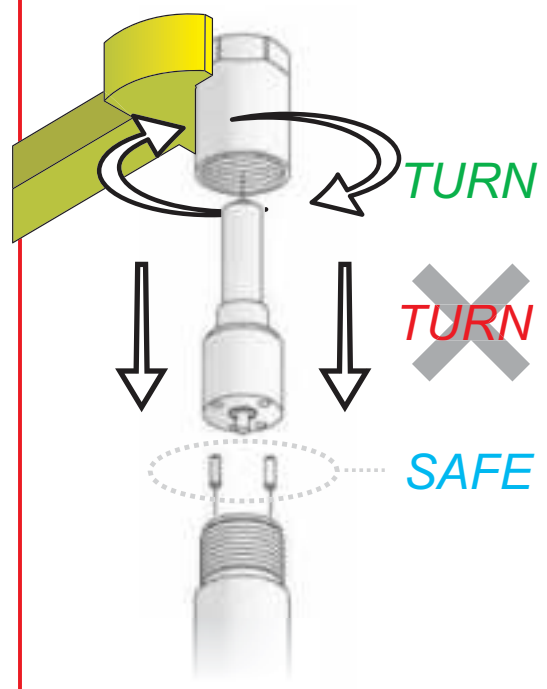


10019-KA and 10019-KD preserve the integrity of all the components, by pressing the nozzle on the body.

At the right pressure, the nozzle position is locked on the body and the nut rotation is free and secured.



ESSENTIAL TO PRESERVE THE ALIGNMENT PINS





10019-KD

SIMILAR TO 0 986 613 400 + 0 986 612 997

Professional tool with **digital** torque to open/assemble the nozzle nut on common rail, two-spring injectors and unit injectors.

10019-KD is the modular solution obtained by adding 10019-TC (digital sensor) to the basic analogical tool 10019-KA.


The clockwise rotation of the easy to use handle presses the nozzle on the injector body

Instead of reading the applied force on the analogic angle graduation disk the display gives immediate and accurate indication of the applied force.

The picture illustrates 10019-KD integrated with 10019-AR device, applied on unit injector (no adapter plate is requested).

9 size plates provided

2 Nozzle size adapters provided



10019-TC

SIMILAR TO 0 986 612 997


Digital torque calculator for 10019-KA.

To accurately calculate the force applied to the nozzle on the injector body, 10019-TC is the option which can be installed **only** on 10019-KA.

10019-TC is composed by a lcd display, with integrated commands and a loading cell.



KA+TC=KD





SOLD OUT

10019-KA

SIMILAR TO 0 986 613 400

Professional tool with **analogical** torque to open/assemble the nozzle nut on common rail, two-spring injectors and unit injectors.

10019-KA represents the primary device which can be implemented by adding 10019-AR or 10019-TC.

The clockwise rotation of the easy to use handle presses the nozzle on the injector body




Rotate the graduated disk until the zero angle position corresponds to the arrow index. Continuing the handle rotation, the angle displacement is the indirect indication of the applied force.




The sliding central body allows to hold unit injectors (no plate required) and any other injectors (by the proper plate).



9 size plates provided



2 Nozzle size adapters provided



10019-K

0 986 610 130

Professional tool with **analogical** torque to open/close the nozzle nut on common rail and two-spring injectors.

Any existing 10019-K can be implemented adding 10019-AR.



10019-AR

Angular torque gauge for 10019-K.

For the common rail injectors, manufacturers are specifying both torque and angle settings. With this gauge, Diesel Injection Specialists can meet the demands of the new specifications: to tighten the nuts a specified number of degrees after initial torque is set. The gauge is composed by two elements: the easy-to-read circular gauge to be installed on 10019-K, 10019-KA, 10019-KD and the indicator to be installed on the dynamometric wrench.



- 360° angle scale—clearly marked in 2° increments, and in intervals of 10 and 30.
- Adjustable arm keeps angle scale stationary.



Definition of torque + angle specification:

If a torque + angle specification is given as 50 Nm + 70°, the nut is first tightened to 50 Nm torque; then it is turned 70°.


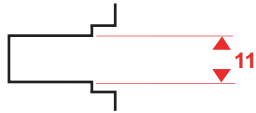

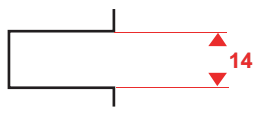

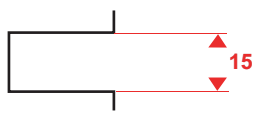

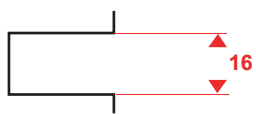



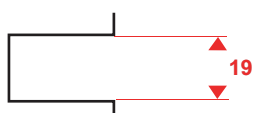

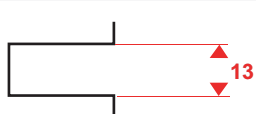

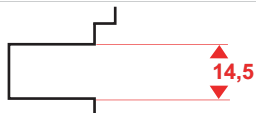



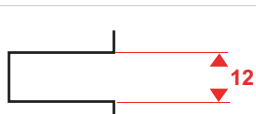








10019-12

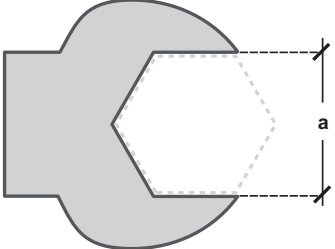
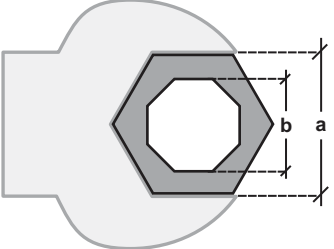
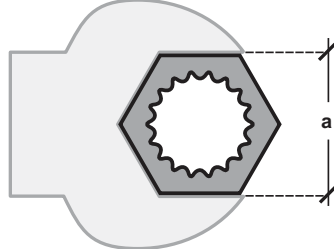


Clamping system for injectors.

For component inspection and dismount or reassembly injectors, this device is very versatile using the same plates of 10019-KA, 10019-KD, 10019-K. The clamping system requires to be installed on a standard workbench vice. It can be implemented adding clamping adapters.




ADAPTERS		NOTES	10019 Series			
			K	KA	KD	12
1	 10019-1		<input type="radio"/>	<input type="radio"/>	<input type="radio"/>	<input type="radio"/>
2	 10019-2		<input type="radio"/>	<input type="radio"/>	<input type="radio"/>	<input type="radio"/>
3	 10019-3		<input type="radio"/>	<input type="radio"/>	<input type="radio"/>	<input type="radio"/>
4	 10019-4		<input type="radio"/>	<input type="radio"/>	<input type="radio"/>	<input type="radio"/>
5	 10019-5		<input type="radio"/>	<input type="radio"/>	<input type="radio"/>	<input type="radio"/>
6	 10019-6		<input type="radio"/>	<input type="radio"/>	<input type="radio"/>	<input type="radio"/>
7	 10019-7		<input type="radio"/>	<input type="radio"/>	<input type="radio"/>	<input type="radio"/>
8	 10019-8		<input type="radio"/>	<input type="radio"/>	<input type="radio"/>	<input type="radio"/>
9	 10019-9		<input type="radio"/>	<input type="radio"/>	<input type="radio"/>	<input type="radio"/>
10	 10019-11		<input type="radio"/>	<input type="radio"/>	<input type="radio"/>	<input type="radio"/>
11	 10019-22	HEUI WITH 2 BOBBINES 	<input type="radio"/>	<input type="radio"/>	<input type="radio"/>	<input type="radio"/>
12	 10019-20	HEUI ISUZU 	<input type="radio"/>	<input type="radio"/>	<input type="radio"/>	<input type="radio"/>
13	 10019-10H	VOLKSWAGEN 	<input type="radio"/>	<input type="radio"/>	<input type="radio"/>	<input type="radio"/>

Nozzle nut opening/closing

Wrench			Octagonal nut adapter			Toothed nut adapter		
								
	a	code	a	b	code	a	Teeth	code
1	13	8101-13	27	17	8101-8170	27	18	8101-R
2	14	8101-14	27	17,5	8101-8175			
3	15	8101-15	27	20	8101-820			
4	16	8101-16	 <p>9785-C Dynamometrical wrench 20 - 200 Nm 15 - 150 lbf.ft 1 Nm - Scale</p> <p><i>Click type. Handy construction. ± 3% tolerance of the scale set torque. Double scale with graduation Nm/lbf.ft on handle below a window with a magnifying-glass effect that makes reading easier. Adjustment obtained by rotating the ergonomically shaped nylon handgrip, safety lock at the extremity. For controlled bi-directional tightening. Supplied with test certificate as per DIN ISO 6789. With end fitting frontal connection.</i></p> <p>Accessories</p>  <p>9785-C1 Insert for 1/2" square drive</p>					
5	17	8101-17						
6	18	8101-18						
7	19	8101-19						
8	21	8101-21						
9	22	8101-22						
10	24	8101-24						
11	27	8101-27						
12	30	8101-30						
13	32	8101-32						


Chiavi per iniettori

9785-A



Chiave dinamometrica
0,5-7 kgm

15 - 70 NM
15 - 50 LB FFT




9697

Cassetta completa di 9 chiavi:

Esagono	14 mm
	19 mm
	20 mm
	22 mm
	27 mm
Asola	mm 22 x 19
	mm 22 x 24,5
	mm 20x22
	mm 19 fresata aperta

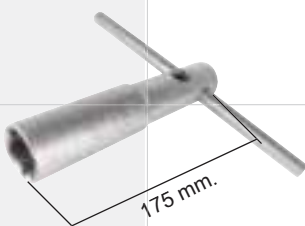
8104

Chiave smontaggio portainiettori
su MITSUBISHI TD, TOYOTA COROLLA
mm 21




9031

Chiave da 27 a tubo
lunghezza: 280 mm
MERCEDES



9354

Chiave per portainiettori su autocarri MERCEDES
esagono mm 30
lunghezza: 175 mm



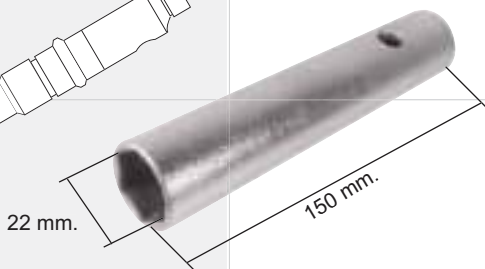
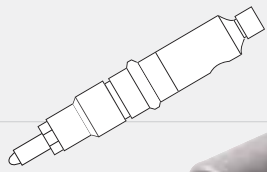
9514

Chiave per portainiettori su BEDFORD, FIAT 127
esag. mm 27 con quadro 1/2"
lunghezza: 160 mm



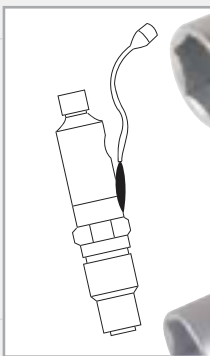
9536

Chiave per portainiettori VW POLO
esagono mm 22 - quadro 1/2"
lunghezza: 80 mm



9536-A

Chiave prolungata per portainiettore
MERCEDES serie C
esagono 22mm
lunghezza: 150 mm



9536-B

Chiave di smontaggio del primo portainiettore
strumentalizzato munito di sensore
collegato alla centralina (su MERCEDES C)
esagono mm 22




9536-B1

Chiave esagonale smontaggio portainiettore
strumentato su PEUGEOT 106 e MERCEDES
esagono 22 mm



9536-C

Chiave esagonale in quota corta
per smontaggio portainiettori ISUZU su OPEL
esagono mm 22




9589

Chiave per portainiettori su SCANIA
esagono 28 mm - quadro 1/2"
lunghezza: 150 mm



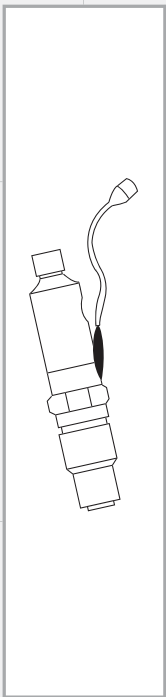
9737

Chiave per portainiettori su VW GOLF TD, FIAT RITMO
esagono 27 mm - quadro 1/2"
lunghezza: 80 mm



9755

Chiave aperta per portainiettori su BMW TD
poligonale 27 mm - quadro 1/2"
lunghezza: 80 mm



9755-A

Chiave esagonale rinforzata aperta per
portainiettore BOSCH munito di sensore su
ALFA ROMEO VM, ROVER
28 mm



9755-AR


Chiave esagonale per portainiettori strumentale
con guida minorata per motori VM ROVER
mm 28



9755-B

Chiave rinforzata aperta per portainiettore
BOSCH munito di sensore, su BMW, FIAT, LANCIA K
esagonale 27 mm

27 mm.




9755-N

Chiave smontaggio portainiettore NISSAN
mm 27




8025

Puller for disassembly of BOSCH nozzle holders with electronic adjustment on MERCEDES MAN trucks




8025-A

Original wrench for disassembly of BOSCH nozzle holders on MERCEDES MAN trucks



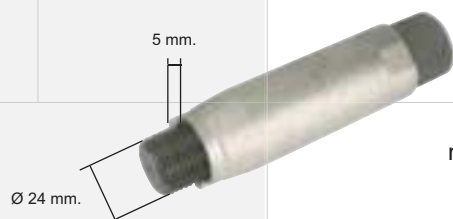
8117

4 teeth wrench for disassembly of fixed nut in FIAT DOBLO injector holder pre-camber



9147

Assembling and disassembling wrench of the fixing ring of precombustion chamber on MERCEDES



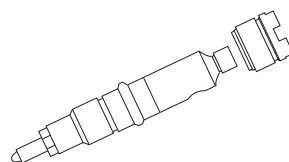
9147-A


Assembling and disassembling wrench of the fixing ring of precombustion chamber on FIAT (127/D, UNO D etc)



9147-B


Hook wrench for fixed nut on precombustion chamber nozzle holders on FIAT BRAVO and BRAVA





9415

Toothed wrench for ring nut nozzle holder locking on MERCEDES, MAN trucks



9415-A

Toothed wrench for ring nut nozzle holder locking on MERCEDES, MAN trucks with 1/2" square



9528

Toothed wrench for ring nut nozzle holder locking on MERCEDES, MAN trucks with 1/2" square



9536-M

Wrench for disassembling fixed ring nut of nozzle holder on MERCEDES trucks 11.13
Ø 31,5 mm




9536.M1

Wrench for disassembly fixed ring nut of nozzle holder on MERCEDES trucks
Ø 26



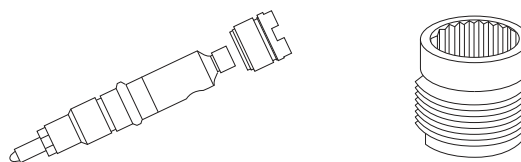
9537

Toothed wrench for ring nut nozzle holder locking on FIAT, CROMA T.D. - I.D. with 1/2" square



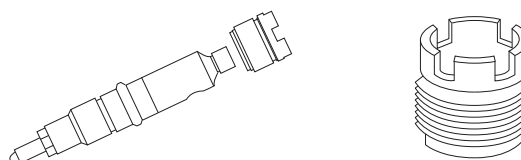
9885

Removing wrench for the precombustion chamber ring on MERCEDES 250 D



9886


Toothed wrench to remove and extract metal ring and nozzle holder on MERCEDES trucks



Two handles spanners




9351



A	Hexag.	20 mm
B	Hexag	19 mm
C	Hexag.	17 mm

9352




A	Eyelet	22 mm
B	Eyelet	19 mm
C	Hexag.	22 mm
D	Eyelet	17 mm

9353



A	Eyelet	20 mm
B	Hexag.	25 mm

9353-A



A	Eyelet	24 mm
B	Hexag.	27 mm
C	Eyelet	22 mm



9056

Wrench to dismount the nozzle holder on
CATERPILLAR D4, D6, D7, D8 etc



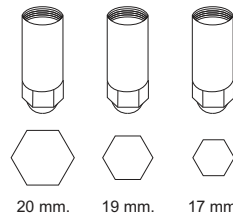
9404

Locking nozzle nut wrench
for CUMMINS nozzle holders



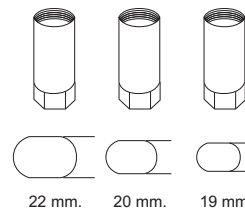
9400

Patented wrench to the check nozzle nuts,
the inlet and the exhaust unions
of IVECO nozzle holders
hex 17mm - hex 19mm - hex 20mm



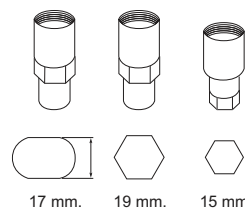
9400-A

Patented wrench to demount
the nozzle holder check nuts
IVECO, MERCEDES, MAN
slot 19mm - slot 20mm - slot 22mm



9400-B


Patented wrench to demount
the nozzle holder check nuts
FIAT DUCATO TD, DAILY, FORD TRANSIT D.I.
hex 17mm - hex 19mm - hex 20mm





9785

Dynamometrical wrench
7-13 kgm
30-40 NM
20-100 LBFTT



9785-A

Dynamometrical wrench
0,5-7 kgm
15-70 NM
10-50 LBFTT

1/2" square wrenches

To be used with
our art 9785-A



9072

17 mm



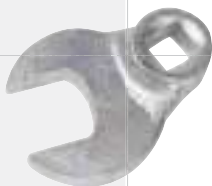
9070

19 mm



9323

22 mm



9324

23 mm



9325

24 mm



9325-A

25 mm

Ultrasonic Cleaner

9698-VL3



Transistorized ultrasonic cleaning machine with automatic setting. The container is supplied with a heater, timer and with an inox stainless basket to contain parts, and with 4 special fluid bottles
Made in the usa

9698-C




Biodegradable fluid for diesel and electronic components in a 5 litres jug

9698-A



Biodegradable fluid for diesel and electronic components in a 0,5 litres bottle

9896



Stainless steel plate for electro-nozzles



MARBED[®]
PROFESSIONAL DIESEL SERVICE TOOLS

9700



9700 - NOZZLE CLEANING TOOL IN KIT

9700

Nozzle cleaning tools kit
(17 articles - 19 pieces)

9700

Nozzle cleaning tools kit



9691	1	Little brass brush
9002	1	Couple of twist drills
9003	1	Piano wire
9004	1	10 stubs conical needle
9005	1	Steel wire brush
9006	1	Hair brush
9007	1	Spindle
9008	1	Spindle
9009	1	Spindle
9252	2	Zero closing pliers
9688	1	Magnifying lens
9689	1	Enveloped lens
9013	1	Polishing and emery paste
9014	1	Polishing and emery paste
9015	1	Polishing and emery paste
9017	1	Lapping paste
9018	1	Lapping paste
		Pieces




9691

Little brass bush for nozzles




9002

Couple of twist drills
for the cleaning of the nozzle cup
1,2 mm



9003

Piano wire packet for nozzle holders
in three sizes
0,20 - 0,30 - 0,50




9004

Little case with 9 conical Stubs needles
in different sizes
3x 0,05 - 3x 0,07 - 3x 0,10




9005

Steel brush to clean the nozzle stop nuts



9006

Hair brush for nozzle cleaning



9007

Heavy head spindle
(A) 9256 with pliers \varnothing 3 mm



9008

Spindle with zero closing for piano wire
and Stubs needles




9252

Zero closing pliers
for 9007 e 9009




9009

New spindle Nozzles (last type)
(MERCEDES, VOLVO, BMW)
(A) 9257 with pliers \varnothing 2,2 mm



Magnifying lens **9688**



Enveloped lens for nozzle inspection **9689**



Polishing and emery paste **9013**
grain 320
peso netto 5 gr.



Polishing and emery paste **9014**
grain 400
net weight 5 grs.



Polishing and emery paste **9015**
grain 600
net weight 5 grs.



Lapping compound **9017**
Paris Red original Diamant
net weight 5 grs.



Lapping compound **9018**
Chrome Green
net weight 5 grs.

**NOT INCLUDED
IN THE KIT**



Polishing and emery paste **9016**
grain 1000
net weight 5 grs.



MARBED[®]
PROFESSIONAL DIESEL SERVICE TOOLS

9700-A



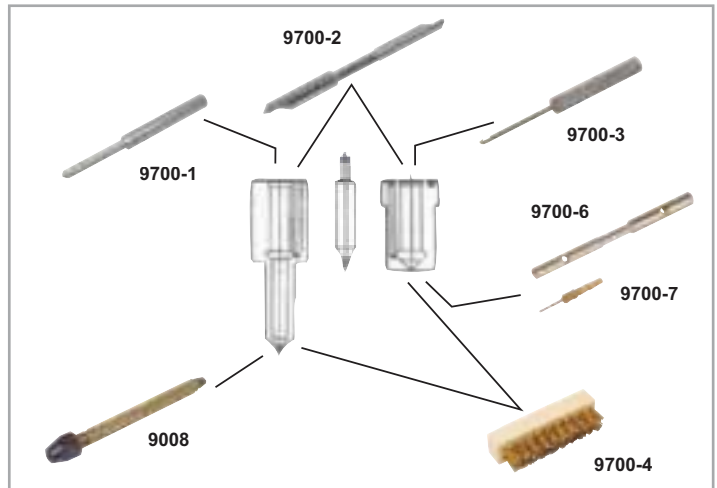
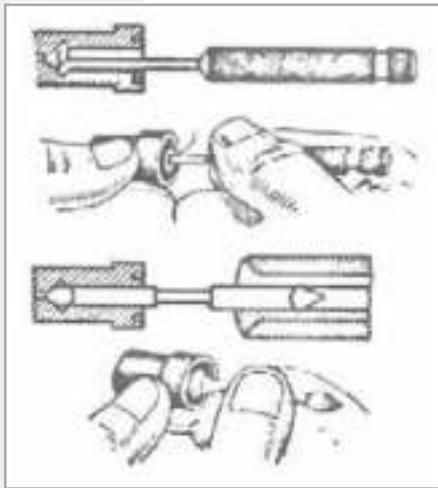
9700-A - KIT OF SPECIAL TOOLS FOR NOZZLE CLEANING

9700-A

Kit of special tools for nozzle cleaning
(KDEP 2900
BH 0 986 611 140
HH 99-50)

9700-1	1	Cleaning pin
9700-2	1	Cleaning pin
9700-3	1	Cleaning pin
9700-4	1	Metal brush
9008	1	Pin vice
9700-6	1	Inserting pin tools
9700-7	1	12 pins set

Pieces



9700-1

Cleaning pin



9700-2

Cleaning pin



9700-3

Cleaning pin



9700-4

Metal brush



9008

Pin vice



9700-6

Inserting pins tool



9700-7

12 pins set

3x

Ø 3	Ø 2,6	Ø 2	Ø 1
-----	-------	-----	-----






Hand injector tester


9375
9375-S
9375-SL

Hand injector similar BOSCH tester
 with isolating manometric valve
 Supplied with different manometers
 (see the table below)

9375 - HAND INJECTOR TESTER







Spare parts

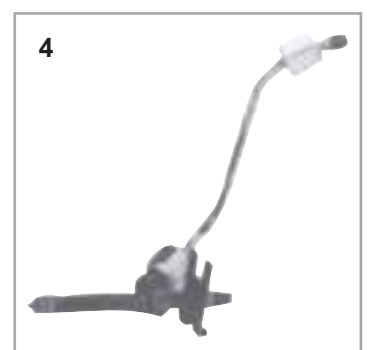
PUMP	MANOMETER	TANK	FILTER
9375 <i>EFEP 60H</i> <i>BH 0 681 200 502</i>	 9148-H <i>0-400 BAR - Ø 100</i> <i>BH 1 687 231 004</i>	 9375-T	 9375-F
9375-S	 <i>Double scale</i> <i>(BAR-PSI)</i> 9148-S <i>0-600 BAR gliceroil, inox</i>		
9375-SL	 9148 <i>0-600 BAR gliceroil - Ø 100</i> <i>BH 1 687 231 006</i>		

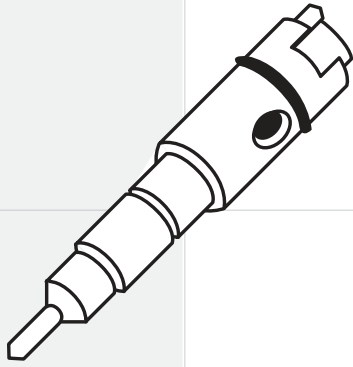

TP03

Electronic add on unit
 to test 2 spring
 and traditional injectors







Injector tester adapter

CODE	NOTES	APPLICATION
1  9032	Injector tester	<i>UNIVERSAL</i>
2  Ø 20 x 1,5 mm. 9033	Injector tester	<i>SIGMA, F.B.</i>
3  Ø 20 x 1,5 mm. 9034	Injector tester	<i>SIGMA, F.B.</i>
4  9227	Pipe for injection test pump	<i>JOHN DEERE, CATERPILLAR</i>
5  9228	Injector test pump reduction	<i>CATERPILLAR (last type)</i>
6  9259	Injector tester	<i>SIGMA RM-RMS 22 x 1,5</i>





Injector tester adapter

CODE	Ø	PULLER	APPLICATION
 9227-A	24	in inches	<i>GM on RENAULT MACK trucks</i>
 9227-B	26	8 x 1,25	<i>MERCEDES ACTROS</i>
 9227-S1	26	NO	<i>TECTOR</i>
 9227-E	27,5	in inches	<i>GM on RENAULT MACK 480 trucks</i>
 9227-C	29	NO	<i>MAN</i>
 9227-D	32	NO	<i>RENAULT PREMIUM</i>

Quick connection for pump tester

9148-B

Patented quick connection for injectors with thread **12 x 1,5 and 14 x 1,5** for test injector pump

9148-C

Patented quick connection for injectors with thread **16 x 1,5 and 20 x 1,5** for test injector pump

9148-D

Patented quick connection for injectors with thread **18 x 1,5 and 22 x 1,5** for test injector pump

WAY OF USE



Approach the tool head



Lock the tool ring



Rotate clockwise the handle tool to secure



Rotate anticlockwise and release the tool ring

Spare parts

9053-A

Set of 10x nylon head for quick connections **9148-B**

9883-A

BH 1 687 222 048
EFEP 435B



DUAL PURPOSE




DELIVERY START

It is suitable determining the delivery start of pumps. Pressure is taken through pumping, by connecting the pipe-added to the delivery valve of the pump without removing the pump



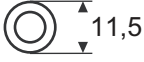



PORTABLE INJECTOR TESTER

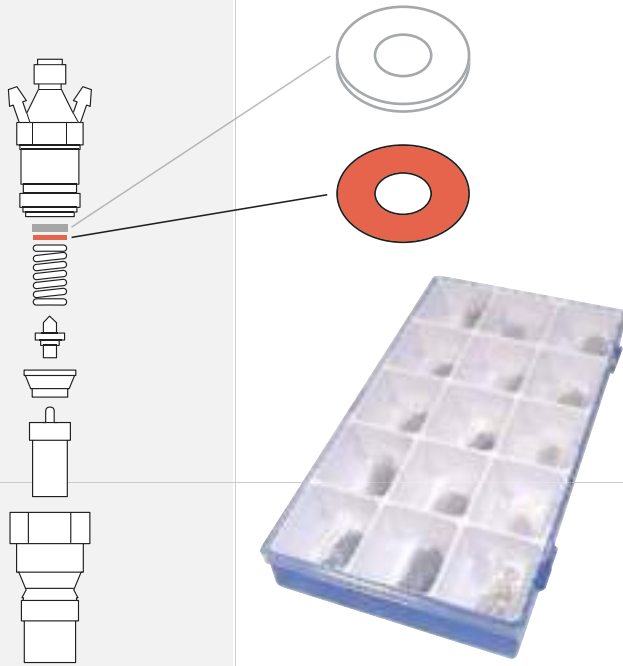
It can be used as a portable pump for testing injectors. It is equipped with manometer 315 BAR. It has got pumping element and valve, connecting pipe, additional tank. All is packed in a case with handle



(480 PZ.)

Boxes of calibrated washers for nozzle holders




		9791 BOSCH <i>nozzle holders wide type</i>	 11,5  5,2	9792 CAV <i>nozzle holders narrow type</i>	 9,8  4,1
1	0,80	9791-1		9792-21	
2	0,85	9791-2		9792-22	
3	0,90	9791-3		9792-23	
4	0,95	9791-4		9792-24	
5	1,00	9791-5		9792-1	
6	1,05	9791-6		9792-2	
7	1,10	9791-7		9792-3	
8	1,15	9791-8		9792-4	
9	1,20	9791-9		9792-5	
10	1,25	9791-10		9792-6	
11	1,30	9791-11		9792-7	
12	1,35	9791-12		9792-8	
13	1,40	9791-13		9792-9	
14	1,45	9791-14		9792-10	
15	1,50	9791-15		9792-11	
16	1,55	9791-16		9792-12	
17	1,60	9791-17		9792-13	
18	1,65	9791-18		9792-14	
19	1,70	9791-19		9792-15	
20	1,75	9791-20		9792-16	
21	1,80	9791-21		9792-17	
22	1,85	9791-22		9792-18	
23	1,90	9791-23		9792-19	
24	1,95	9791-24		9792-20	



Box with mixed distance spacers for nozzle holders

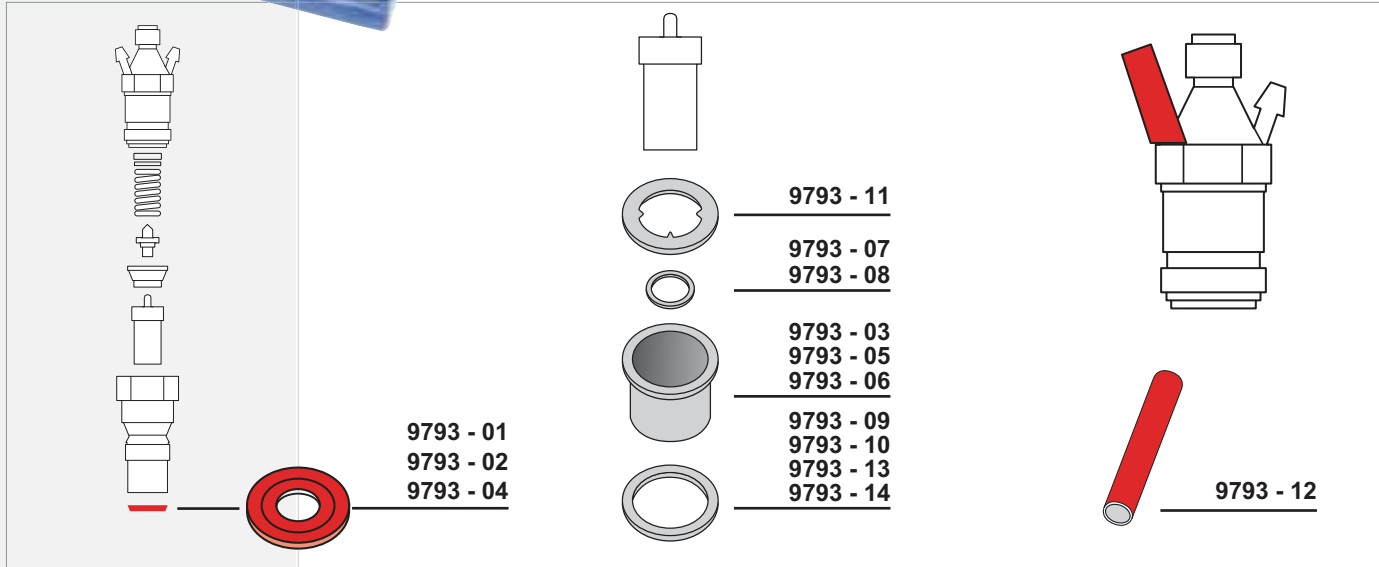
9372



Box with 1500 mixed
distance spacers for nozzle holders


CODE					APPLICATION
1	9372 - 01	11,5	5,1	0,05	<i>Nozzle holders FIAT car</i>
2	9372 - 02	11,5	5,1	0,1	
3	9372 - 03	11,5	5,1	0,2	
4	9372 - 04	10	3	0,05	<i>Nozzle holders BOSCH car</i>
5	9372 - 05	10	3	0,1	
6	9372 - 06	10	3	0,2	
7	9372 - 07	9	4,2	0,05	<i>Nozzle holders CAV car</i>
8	9372 - 08	9	4,2	0,1	
9	9372 - 09	9	4,2	0,2	
10	9372 - 10	11	7	0,05	<i>Nozzle holders BOSCH car (e.g. MERCEDES)</i>
11	9372 - 11	11	7	0,1	
12	9372 - 12	11	7	0,2	
13	9372 - 13	7,5	3,6	0,05	<i>Nozzle holders NIPPONDENSO and ZEXEL</i>
14	9372 - 14	7,5	3,6	0,1	
15	9372 - 15	7,5	3,6	0,2	

9793

Box with flame dampers
and washers for nozzle holders
(512 pieces)




CODE				NOTES	
1	9793 - 01	20,5	5,5	diff. 0,5	Flame damper FIAT UNO DIESEL
2	9793 - 02	20,5	5,5	diff. 0,2	Flame damper VW GOLF
3	9793 - 03	17,5		h. 13	Flame damper VM (ALFA)
4	9793 - 04	20,5	8	diff. 0,5	Flame damper MERCEDES
5	9793 - 05	16		h. 13	Flame damper FIAT SOFIM - RITMO
6	9793 - 06	17,3		h. 14	Flame damper OPEL
7	9793 - 07	14	5	1,1	Plate flame trap FORD
8	9793 - 08	14	5	1,1	Plate flame trap OPEL
9	9793 - 09				Brass flame damping washer SOFIM
10	9793 - 10				Brass flame damping washer OPEL, VM, MERCEDES
11	9793 - 11	21	17	1,5	Brass washer for nozzle base (BMW ecc.)
12	9793 - 12				Iron rubber plug for nozzle holder drain terminal (BOSCH-CAV)
13	9793 - 13	6			Brass washers
14	9793 - 14	8			Brass washers



9794

Sliding hammer puller for flame dampers



9794-A

Male



9794-B

Conical reduction for sliding hammer puller for flame damper after the notching of the thread when the extraction is difficult




Tools for injectors



9236-A

Light probe with magnifying lens
for the inspection of the injector body



9790

Tool-kit to insert and pull the nozzle holder dowel bolt
It enables a right extraction of the old broken
bolt and the insertion of the new one at fixed level

It includes:

Drill die

Drilling die


*Centering bushes in three interchangeable
sizes for nozzle holders*

Drill table

Inserting pin for nozzle dowel bolts


Elastic nozzle dowel bolts (10 pieces)

9789



9796-A

Store-box for 8 cyl. components parts
while disassembling nozzle holders and pumps



9796-B

Store-box for rotative pumps component parts
while disassembling nozzle holders and pumps



9263

Injector protrusion gauge



9414-A

Expansion bend for nozzle holder
copper jackets

Motoring Reamer



9000-A

Reamer with helical conical millers and
Ø 0,20 mm shimming aluminium washers
for nozzle copper cases

9640

Conical miller - IVECO - Ø 22 mm (2 pieces in box)



9640-A

Conical miller - IVECO 115/17 - Ø 20,5 mm




9524

Conical miller - IVECO 50NC - 90NC - Ø 22 mm



9524-A

Conical miller - VOLVO - MAN - Ø 21 mm



9000

Reamer with helical conical miller and
Ø 0,20 mm shimming aluminium washers
for FIAT-IVECO Ø 22 nozzle copper cases

9640

Conical miller - IVECO - Ø 22 mm (2 pieces in box)



9000-B

Reamer with conical miller for nozzle copper cases
(Fiat Ducato T.D.-Fiat Daily)
and steel plane reamer for body injector cleaning
on Ford Transit I.D.-Fiat Croma I.D.



MARBED[®]
PROFESSIONAL DIESEL SERVICE TOOLS

9376

Press for pipe delivery diesel oil cones



9376

Press with partial hydraulic up setting
for pipe delivery diesel oil cone
it includes the kit for Ø 6 mm cones (**9093**)
Pressure up to 50 quintals
To apply to the bench vice

Spare parts







9093

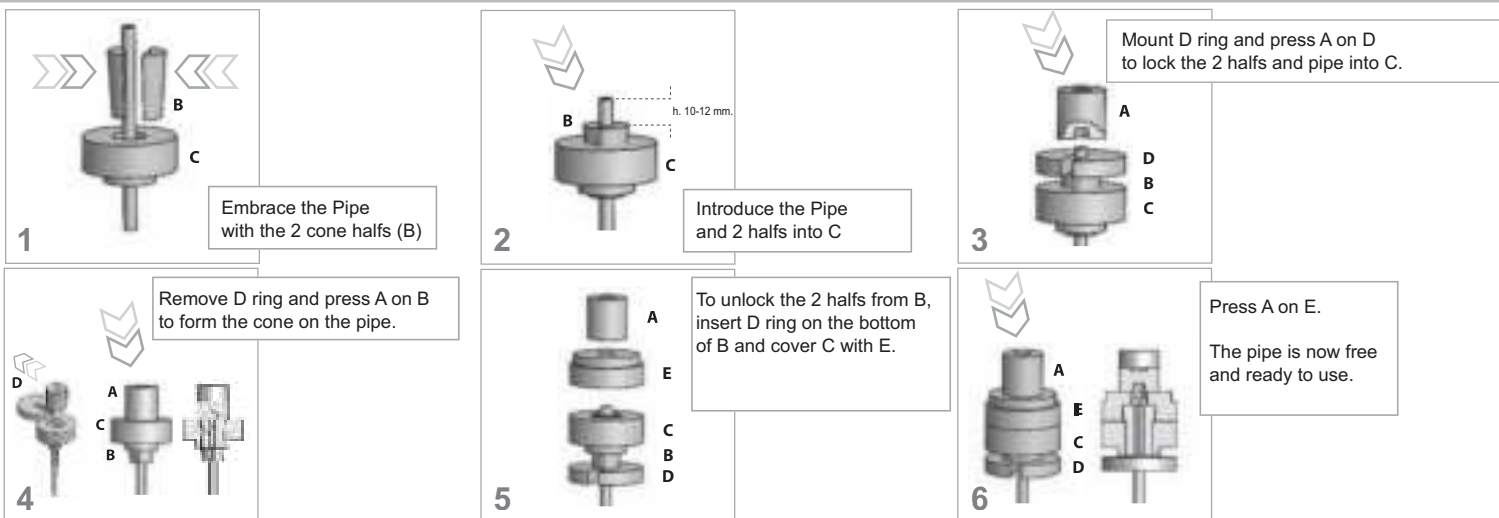
Matrix die kit for 6 mm pipe

9102

Matrix die kit for 8 mm pipe

9093	9102	(9093)
6 mm pipe	8 mm pipe	9102)

	Matrix die for pipe	WB 5	WB 34	-A
	Pipe slide	WB 6	WB 29	-B
	Sleeve	WB 7	WB 30	-C
	Spacer	WB 8	WB 31	-D
	Loosening sleeve	WB 9	WB 32	-E
	OR kit for hydraulic oil seal			-F



Piping tools




9897

Tool kit with 14 ground gauges
for the checking of ISO tubings
tolerance of 1 tenth f.e.



9111

Tube bender gig



320



Common Rail Injectors

Injectors equipment





Common Rail Injectors

Injector equipment


320

COMMON RAIL INJECTORS

Pullers	3 - 6
Tools for nozzle replacement	7 - 12
Wrenches for nozzle nuts	13
Ultrasonic cleaner	14
Solenoid wrenches	15
Dismounting tools	16 - 18
Repairing tools	19 - 23
Reamers	24
Copper washers	25 - 26



Pullers for Common Rail Injectors




			
	8099-AN BH 0 986 612 727	8099-N	8099-CN
 8099-T Puller for 8099	ALLOWED (NO PART No.)	8099 BH 0 986 612 604 	ALLOWED (NO PART No.)
 8100 Reduction puller to extend 8099 application on ALFA 156	ALLOWED (NO PART No.)	ALLOWED (NO PART No.)	ALLOWED (NO PART No.)
 8100-A Reduction puller to extend 8099 application on BOSCH injectors (mounted on IVECO DAILY)	ALLOWED (NO PART No.)	ALLOWED (NO PART No.)	ALLOWED (NO PART No.)
 8099-CT Adaptor for 8099-C	ALLOWED (NO PART No.)	ALLOWED (NO PART No.)	8099-C  Blow puller for common rail injectors (BH 0 445 110 15) on MERCEDES CLASSE A, SERIE E etc.

			
	8099-AN BH 0 986 612 727	8099-N	8099-CN
 <p>8099-AC BH 0 986 612 728</p> <p>Puller for common-rail injectors on Mercedes Class A</p>	8099-A 	ALLOWED (NO PART No.)	ALLOWED (NO PART No.)
 <p>8099-B BH 0 986 612 782</p> <p>Reduction puller to extend 8099-A application on Unit Injection System installed on VW LUPO</p>	ALLOWED (NO PART No.)	ALLOWED (NO PART No.)	ALLOWED (NO PART No.)
 <p>8099-D BH 0 986 612 782</p> <p>Reduction puller to extend 8099 universal application</p>	8099-E  <p>Universal blow puller for common rail injectors</p>	ALLOWED (NO PART No.)	ALLOWED (NO PART No.)
 <p>8099-SN</p> <p>Puller bush for Denso CR injectors</p>	ALLOWED (NO PART No.)	ALLOWED (NO PART No.)	ALLOWED (NO PART No.)



8098

Special puller for common rail injectors
on **FIAT MAREA**



8099-M

Blow-puller for 2 BOSCH injectors
on **MERCEDES CLASS A**
equipped with common rail



*The puller can
also be used
for the fixing
brack*




8099-F

Extremely compacted puller
NOTE: To avoid damages to the engine cover
a wide plate should be placed between
the screw and the engine




8099-U

Puller for CR Injectors
ULISSE, PEUGEOT 807, CITROEN EVASION



1/2 square drive socket wrench
for DELPHI injectors (21 mm) on
FORD TRANSIT and **MONDEO**

8119
YDT220




Alignment bracket for
DELPHI common rail injectors

8121
YDT221



Puller for CR Injectors
Delphi R02601Z on **REXTON 2.7**

9899-CR



Pliers for ring Common Rail
injectors extraction

9764-CR



MARBED[®]
PROFESSIONAL DIESEL SERVICE TOOLS

10019-Series



COMMON RAIL
TWO SPRING
UNIT INJECTORS

DIGITAL
10019-KD 

ANALOGIC
10019-KA 

LIGHT
10019-K **SOLD OUT**

ESSENTIAL TO PRESERVE THE ALIGNMENT PINS

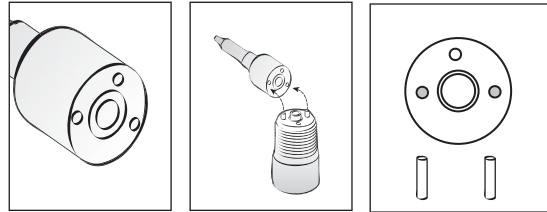


TURN
TURN
SAFE

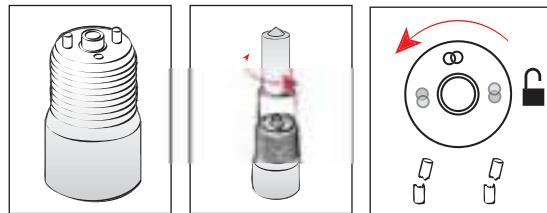
10019-SERIES PROFESSIONAL TOOLS FOR NOZZLE REPLACEMENT.

PRESERVING THE ALIGNMENT PINS

Common rail and two-spring injectors nozzles are designed with the top face completely flat. To align the fuel hoses between the injector body and nozzle, two pins are introduced.

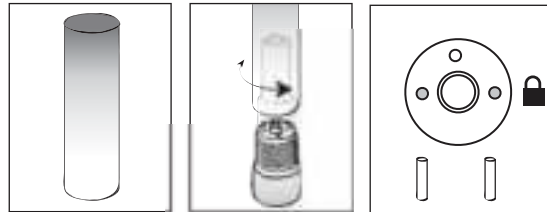


Screwing and unscrewing the nut, the nozzle tends to be dragged into rotation and the two pins can be truncated. The damage is not limited to the pins only: it can affect the body and the nozzle as well.

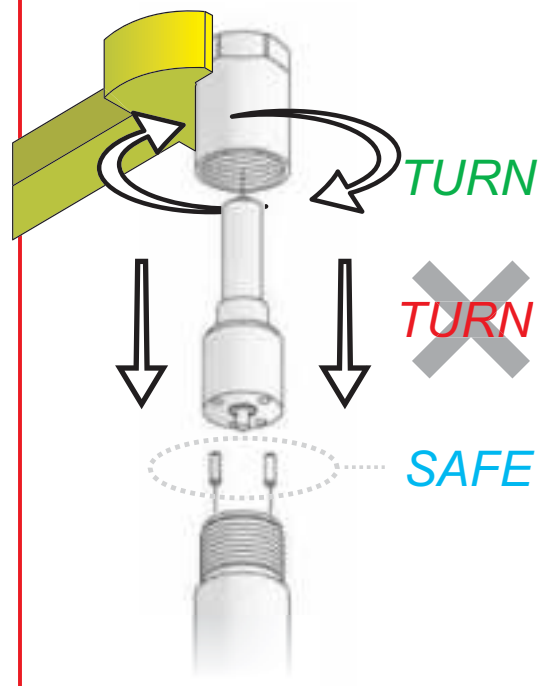


10019-KA and 10019-KD preserve the integrity of all the components, by pressing the nozzle on the body.

At the right pressure, the nozzle position is locked on the body and the nut rotation is free and secured.



ESSENTIAL TO PRESERVE THE ALIGNMENT PINS





10019-KD

SIMILAR TO 0 986 613 400 + 0 986 612 997

Professional tool with **digital** torque to open/assemble the nozzle nut on common rail, two-spring injectors and unit injectors.

10019-KD is the modular solution obtained by adding 10019-TC (digital sensor) to the basic analogical tool 10019-KA.

The clockwise rotation of the easy to use handle presses the nozzle on the injector body



Instead of reading the applied force on the analogic angle graduation disk the display gives immediate and accurate indication of the applied force.




The picture illustrates 10019-KD integrated with 10019-AR device, applied on unit injector (no adapter plate is requested).



9 size plates provided



2 Nozzle size adapters provided



10019-TC

SIMILAR TO 0 986 612 997

Digital torque calculator for 10019-KA.

To accurately calculate the force applied to the nozzle on the injector body, 10019-TC is the option which can be installed **only** on 10019-KA.

10019-TC is composed by a lcd display, with integrated commands and a loading cell.



KA+TC=KD





SOLD OUT

10019-KA

SIMILAR TO 0 986 613 400

Professional tool with **analogical** torque to open/assemble the nozzle nut on common rail, two-spring injectors and unit injectors.

10019-KA represents the primary device which can be implemented by adding 10019-AR or 10019-TC.

The clockwise rotation of the easy to use handle presses the nozzle on the injector body




Rotate the graduated disk until the zero angle position corresponds to the arrow index. Continuing the handle rotation, the angle displacement is the indirect indication of the applied force.




The sliding central body allows to hold unit injectors (no plate required) and any other injectors (by the proper plate).



9 size plates provided



2 Nozzle size adapters provided



10019-K

0 986 610 130

Professional tool with **analogical** torque to open/close the nozzle nut on common rail and two-spring injectors.

Any existing 10019-K can be implemented adding 10019-AR.



10019-AR

Angular torque gauge for 10019-K.

For the common rail injectors, manufacturers are specifying both torque and angle settings. With this gauge, Diesel Injection Specialists can meet the demands of the new specifications: to tighten the nuts a specified number of degrees after initial torque is set. The gauge is composed by two elements: the easy-to-read circular gauge to be installed on 10019-K, 10019-KA, 10019-KD and the indicator to be installed on the dynamometric wrench.



- 360° angle scale—clearly marked in 2° increments, and in intervals of 10 and 30.
- Adjustable arm keeps angle scale stationary.



Definition of torque + angle specification:

If a torque + angle specification is given as 50 Nm + 70°, the nut is first tightened to 50 Nm torque; then it is turned 70°.


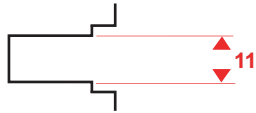

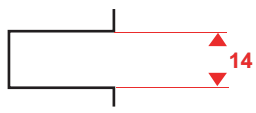

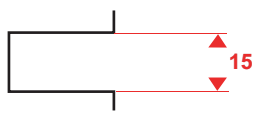

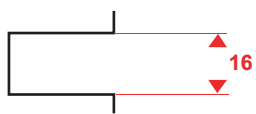



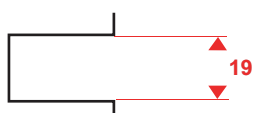

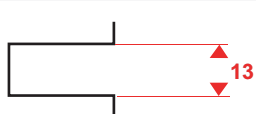

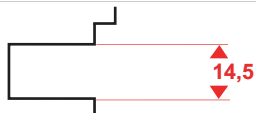



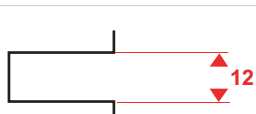








10019-12

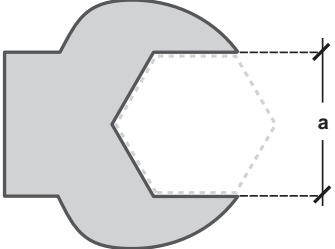
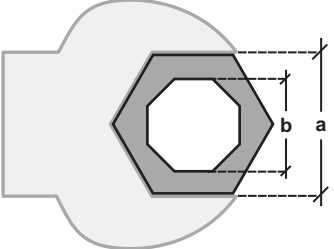
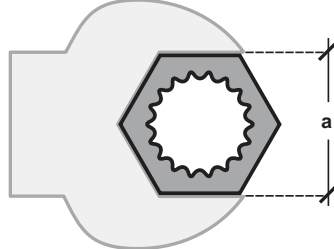
Clamping system for injectors.


For component inspection and dismount or reassembly injectors, this device is very versatile using the same plates of 10019-KA, 10019-KD, 10019-K. The clamping system requires to be installed on a standard workbench vice. It can be implemented adding clamping adapters.



ADAPTERS		NOTES	10019 Series			
			K	KA	KD	12
1	 10019-1		<input type="radio"/>	<input type="radio"/>	<input type="radio"/>	<input type="radio"/>
2	 10019-2		<input type="radio"/>	<input type="radio"/>	<input type="radio"/>	<input type="radio"/>
3	 10019-3		<input type="radio"/>	<input type="radio"/>	<input type="radio"/>	<input type="radio"/>
4	 10019-4		<input type="radio"/>	<input type="radio"/>	<input type="radio"/>	<input type="radio"/>
5	 10019-5		<input type="radio"/>	<input type="radio"/>	<input type="radio"/>	<input type="radio"/>
6	 10019-6		<input type="radio"/>	<input type="radio"/>	<input type="radio"/>	<input type="radio"/>
7	 10019-7		<input type="radio"/>	<input type="radio"/>	<input type="radio"/>	<input type="radio"/>
8	 10019-8		<input type="radio"/>	<input type="radio"/>	<input type="radio"/>	<input type="radio"/>
9	 10019-9		<input type="radio"/>	<input type="radio"/>	<input type="radio"/>	<input type="radio"/>
10	 10019-11		<input type="radio"/>	<input type="radio"/>	<input type="radio"/>	<input type="radio"/>
11	 10019-22	HEUI WITH 2 BOBBINES 	<input type="radio"/>	<input type="radio"/>	<input type="radio"/>	<input type="radio"/>
12	 10019-20	HEUI ISUZU 	<input type="radio"/>	<input type="radio"/>	<input type="radio"/>	<input type="radio"/>
13	 10019-10H	VOLKSWAGEN 	<input type="radio"/>	<input type="radio"/>	<input type="radio"/>	<input type="radio"/>

Nozzle nut opening/closing


Wrench			Octagonal nut adapter			Toothed nut adapter		
								
	a	code	a	b	code	a	Teeth	code
1	13	8101-13	27	17	8101-8170	27	18	8101-R
2	14	8101-14	27	17,5	8101-8175			
3	15	8101-15	27	20	8101-820			
4	16	8101-16						
5	17	8101-17						
6	18	8101-18						
7	19	8101-19						
8	21	8101-21						
9	22	8101-22						
10	24	8101-24						
11	27	8101-27						
12	30	8101-30						
13	32	8101-32						



9785-C
 Dynamometrical wrench
 20 - 200 Nm
 15 - 150 lbf.ft
 1 Nm - Scale

Click type. Handy construction. ± 3% tolerance of the scale set torque. Double scale with graduation Nm/lbf.ft on handle below a window with a magnifying-glass effect that makes reading easier. Adjustment obtained by rotating the ergonomically shaped nylon handgrip, safety lock at the extremity. For controlled bi-directional tightening. Supplied with test certificate as per DIN ISO 6789. With end fitting frontal connection.

Accessories



9785-C1
 Insert for 1/2" square drive

Ultrasonic Cleaner

9698-VL3



Transistorized ultrasonic cleaning machine with automatic setting. The container is supplied with a heater, timer and with an inox stainless basket to contain parts, and with 4 special fluid bottles
Made in the usa

9698-C




Biodegradable fluid for diesel and electronic components in a 5 litres jug

9698-A



Biodegradable fluid for diesel and electronic components in a 0,5 litres bottle

9896



Stainless steel plate for electro-nozzles

8160 - Solenoid wrenches



	CODE	FEATURES	APPLICATION
1	 8160 - 27A	27mm hex.	<i>Denso Industrial and Siemens Injectors and similar</i>
2	 8160 - 29 <i>0 986 613 633</i>	29 mm hex.	<i>Bosch Injectors 0 445 110 002 and similar</i>
3	 8160 - 30 <i>0 986 613 638</i>	30 mm hex.	<i>Bosch Injectors 0 445 110 008 and similar</i>
4	 8160 - 27	27 mm 12 faces	<i>Bosch Injectors on MAN</i>
5	 8160 - 12	28 mm 12 faces	<i>Bosch Injectors 0 445 120 007 0 445 120 041 and similar</i>

Dismounting wrenches



10mm hexagonal socket
hole 6,5 mm

8120

0 986 613 630



10mm hexagonal socket
hole 7,5 mm

8120-A



Wrench for mounting and dismounting internal ring-nut
10mm, torx, **Bosch Common Rail** nozzleholders.

8120-10


0 986 613 632



Wrench for mounting and dismounting internal ring-nut
12mm, torx, **Bosch Common Rail** nozzleholders.

8120-12

0 986 613 631



Wrench with driver for dismounting
the internal ring-nut of the C.R. Siemens injector
on **Ford** and **Peugeot**.

8120-S



Wrench with driver for dismounting
the internal ring-nut of the **Denso**

8120-D



MARBED[®]
PROFESSIONAL DIESEL SERVICE TOOLS

9700-CR



9700-CR - TOOLS FOR LAPPING COMMON-RAIL INJECTORS

9700-CR

Set of tools for lapping the ball seat of common-rail injectors.

8120	1	Hexagonal socket
8120-A	1	Hexagonal socket
9015	1	Lapping paste
9018	1	Lapping paste
8162	2	Pin
8163	1	Pin guide



10mm hexagonal socket
hole 6,5 mm

8120
0 986 613 630



10mm hexagonal socket
hole 7,5 mm

8120-A



Lapping paste, grain 600

9015



Lapping paste, chrome green

9018



Pin with the appropriate cone to lap
the ball seat of common-rail injectors

8162



Pin guide to be mounted
on the common-rail injectors

8163



8210



**Ball reseating
tool for
BOSCH
common-rail
injectors**



10 hard steel balls



Connect
compressed
air (6-10 bar)



Insert the
body of
ball seat



Use one
of the 10
hard steel balls



Press
the button
for 5 sec



DONE!

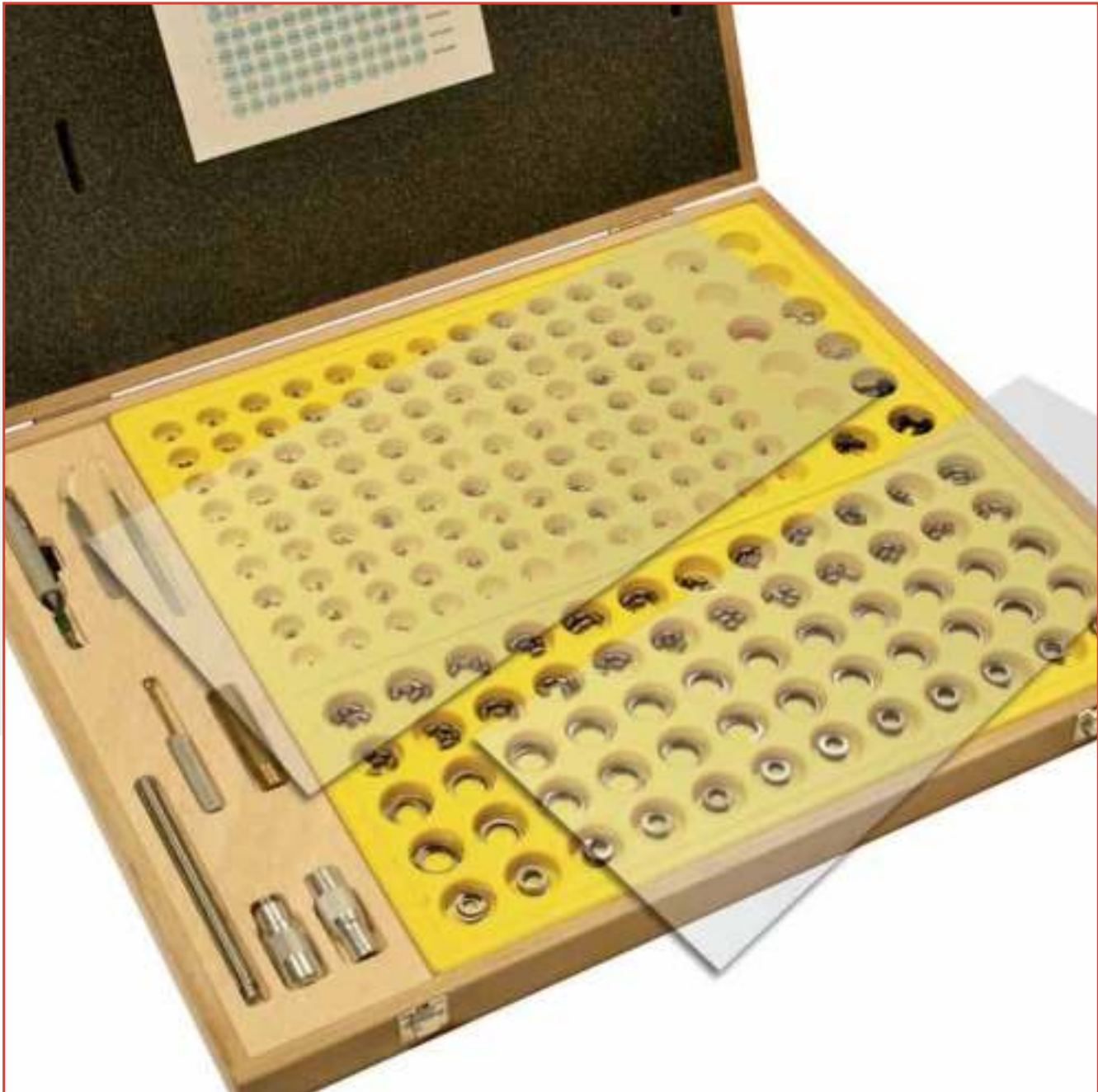
8210-R

10 Kits
Each kit includes also a replacement ball





8210-RTX



8210-RTX SET OF TOOLS AND SPARE PARTS FOR BOSCH CR INJECTORS

8210-RTX

Set of tools and calibrating spare parts for Bosch common rail injectors
17 articles - 858 pieces

8210-RX

Set of calibrating spare parts for Bosch common rail injectors
12 articles - 850 pieces

Tools



8210-T1

Vacuum pick and place pen tool
reccomended for the handling of the ball
on common rail injectors
it includes 2 anti-magnetic adapters (A and B)



8210-T2

Anti-magnetic, stainless steel,
high precision tweezers
reccomended for the positioning of spare parts
on common rail injectors



8210-T3

Sliding inserter for ring and seal
of common rail injectors



8210-T4

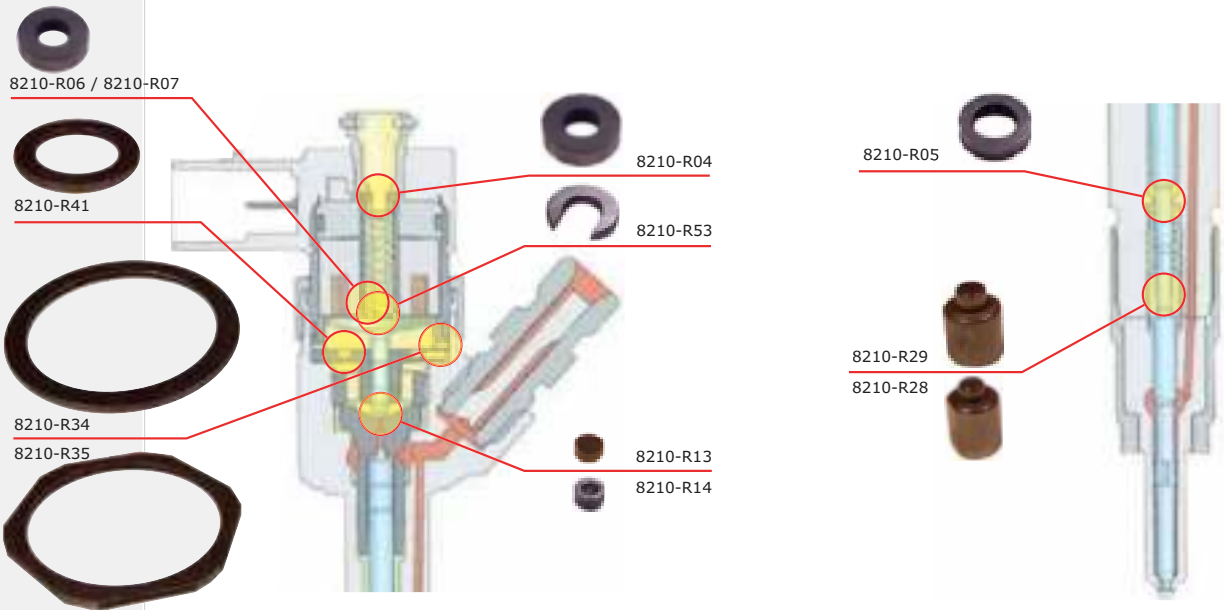
Inserter for the body of ball seat
of common rail injectors



8210-T5

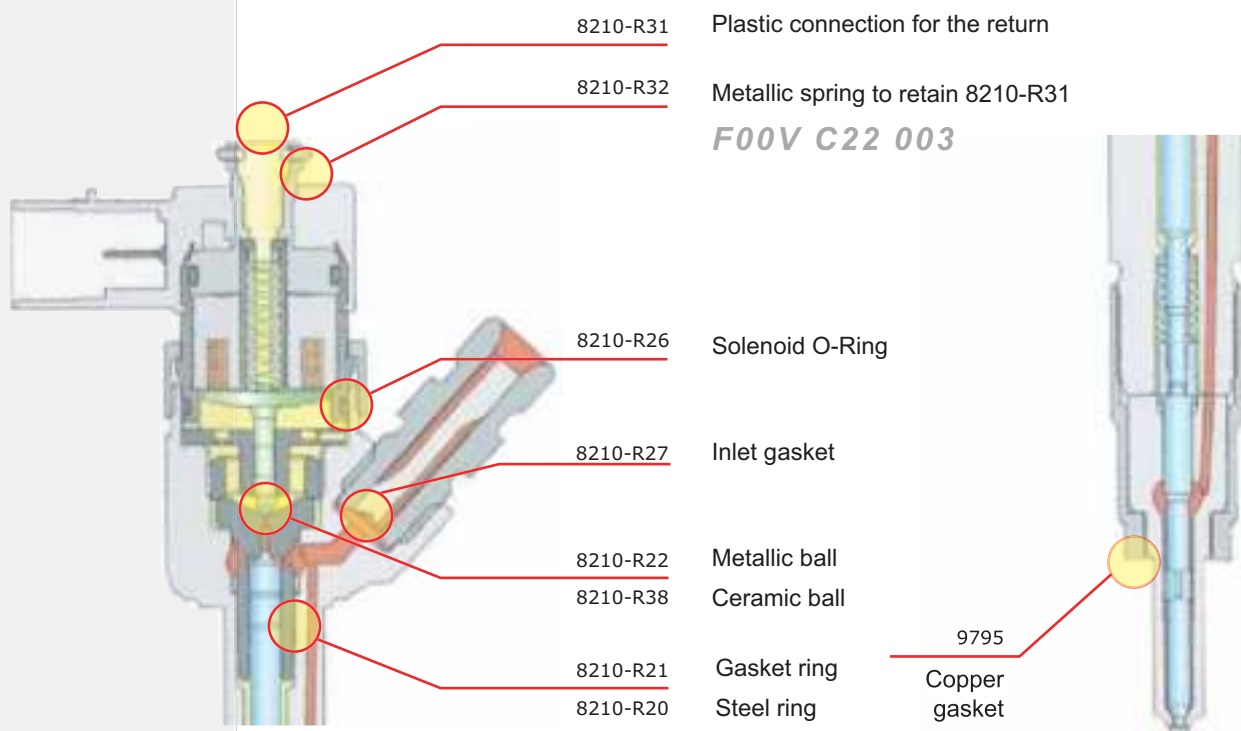
Ring and seal extractor
of common rail injectors

Adjusting spare parts (5 pcs each measure)



	1	2	3	4	5	6	7	8	9	10	11	12	
A	1.20	1.22	1.24	1.26	1.28	1.30	1.32	1.34	1.36	1.38	1.40	1.42	8210-R04
B	1.44	1.46	1.48	1.50	1.52	1.54	1.56	1.58	1.60	1.62	1.64	1.66	
C	1.20	1.22	1.24	1.26	1.28	1.30	1.32	1.34	1.36	1.38	1.40	1.42	8210-R05
D	1.44	1.46	1.48	1.50	1.52	1.54	1.56	1.58	1.60	1.62	1.64	1.66	
E	1.20	1.22	1.24	1.26	1.28	1.30	1.32	1.34	1.36	1.38	1.40	1.42	8210-R06
F	1.44	1.46	1.48	1.50	1.52	1.54	1.56	1.58	1.60	1.62	1.64	1.66	
G	1.20	1.22	1.24	1.26	1.28	1.30	1.32	1.34	1.36	1.38	1.40	1.42	8210-R07
H	1.44	1.46	1.48	1.50	1.52	1.54	1.56	1.58	1.60	1.62	1.64	1.66	
I	1.14	1.15	1.16	1.17	1.18	1.19	1.20	1.21	1.22	1.23	1.24	1.25	8210-R13
L	8.40	8.41	8.42	8.43	8.44	8.45	8.46	8.47	8.48	8.49	8.50	8.51	8210-R28
M	8.40	8.41	8.42	8.43	8.44	8.45	8.46	8.47	8.48	8.49	8.50	8.51	8210-R29
N	0.99	1.00	1.01	1.02	1.03	1.04	1.05	1.06	1.07	1.08	1.09	1.10	8210-R34
O	0.99	1.00	1.01	1.02	1.03	1.04	1.05	1.06	1.07	1.08	1.09	1.10	8210-R35
P	1.19	1.20	1.21	1.22	1.23	1.24	1.25	1.26	1.27	1.28	1.29	1.30	8210-R41

Other spare parts (not included in 8210-RTX and 8210-RX)



8210-R

10 Sets of repairing spare parts.

Each set includes:

- 8210-R22 metallic ball
- 8210-R21 Gasket ring
- 8210-R20 Steel ring
- 8210-R26 Solenoid o-ring
- 8210-R27 Inlet gasket
- nozzle cap
- return cap
- inlet cap



9795

Set of 15 measures of copper gaskets
packed in 30 each

8210

Recommended tool to manufacture a circle
of perfect sealing on the ball seat



8210-M

Recommended microscope X20, with lights





Motoring Reamer

			
	9000-D	9000-C	9000-B
 <p>Ø 19 8043 Ø 17 Flat milling cutter for nozzle holders seats on MERCEDES</p>	●	●	○
 <p>Ø 17 8043-A Ø 17 Flat milling cutter for nozzle holders seats on MERCEDES</p>	○	○	○
 <p>Ø 19 8043-B Ø 15 Ø 17 Flat milling cutter for nozzle holders seats on MERCEDES SPRINTER</p>	○	○	○
 <p>Ø 21 8044 Ø 17 Coned milling cutter for nozzle holders seats on FIAT DUCATO DAILY</p>	●	○	●
 <p>Ø 21 8045 Ø 17 Flat milling cutter with large guide for nozzle holders seats on FORD TRANSIT and FIAT CROMA</p>	●	○	●




● INCLUDED
○ NOT INCLUDED

9795 - Copper washers



9795

Plastic box 15 compartments containing
 copper washers for injectors
30 pieces each type




	CODE (30 pcs. each)			
1	9795 - 01	15	7 - with notches	2
2	9795 - 02	15	7,5	1
3	9795 - 03	15	7,5	1,5
4	9795 - 04	15	7,5	2
5	9795 - 05	15	7,5	2,5
6	9795 - 06	15	7,5	3
7	9795 - 07	16	7,5	1,5
8	9795 - 08	16	7,5	1,7
9	9795 - 09	15,5	7,5	2
10	9795 - 10	16	7,5	2
11	9795 - 11	16,4	7,4	2
12	9795 - 12	20	9,4	0,9
13	9795 - 13	13,85	7,3	1,4
14	9795 - 14	14,6	7,5	1,3
15	9795 - 15	14,6	7,5	3

Copper washers other sizes



9795
 16/17/18/19

Copper washers sizes for injectors
 30 pieces each type

CODE (30 pcs. each)			
9795 - 16	14	7,2	1,65
9795 - 17	15	7,7 - with 4 notches	1,5
9795 - 18	15	7,7 - with 3 notches	1,5
9795 - 19	15	7,7 - with 6 notches	2,5
9795 -



9795-T

Copper washer remover

330



Unit Injectors

Injectors equipment





Unit Injectors

Injectors equipment

330

UNIT INJECTORS

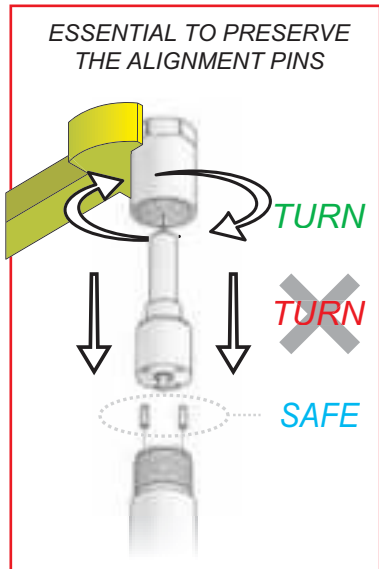


Tools for nozzle dismounting	3 - 9
Wrenches	10
O-ring inserters	11 - 12
Adapters for nozzle testing	13 - 16
Tools for BOSCH Unit injectors on VW / Audi	17 - 18
Tools for BOSCH Unit injectors on Lombardini	19 - 21



MARBED[®]
PROFESSIONAL DIESEL SERVICE TOOLS

10019-Series



10019-SERIES PROFESSIONAL TOOLS FOR NOZZLE REPLACEMENT.

COMMON RAIL
TWO SPRING
UNIT INJECTORS

DIGITAL

10019-KD

ANALOGIC

10019-KA

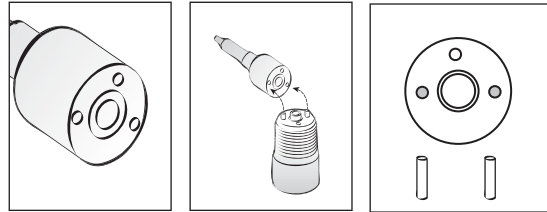
LIGHT

10019-K

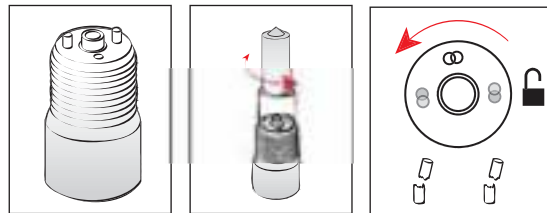
SOLD OUT

PRESERVING THE ALIGNMENT PINS

Common rail and two-spring injectors nozzles are designed with the top face completely flat. To align the fuel hoses between the injector body and nozzle, two pins are introduced.

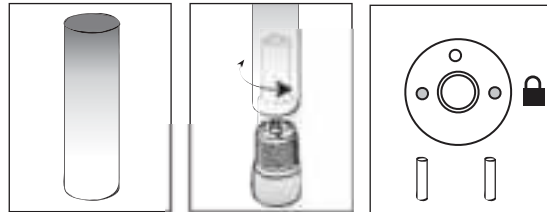


Screwing and unscrewing the nut, the nozzle tends to be dragged into rotation and the two pins can be truncated. The damage is not limited to the pins only: it can affect the body and the nozzle as well.

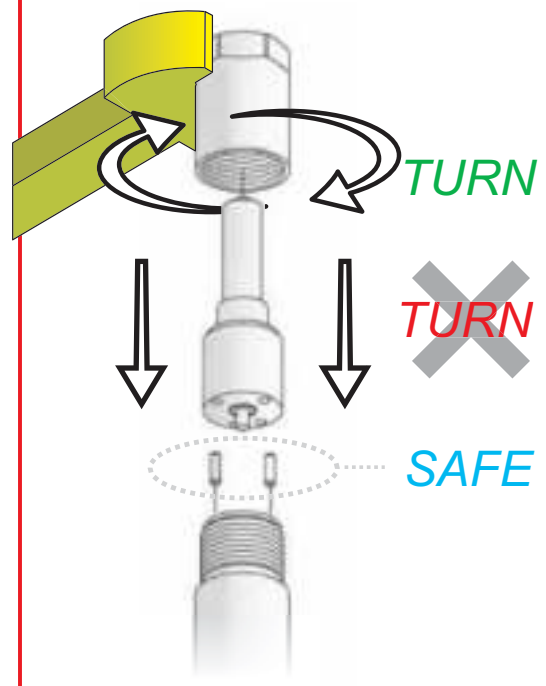


10019-KA and 10019-KD preserve the integrity of all the components, by pressing the nozzle on the body.

At the right pressure, the nozzle position is locked on the body and the nut rotation is free and secured.



ESSENTIAL TO PRESERVE THE ALIGNMENT PINS





10019-KD

SIMILAR TO 0 986 613 400 + 0 986 612 997

Professional tool with **digital** torque to open/assemble the nozzle nut on common rail, two-spring injectors and unit injectors.

10019-KD is the modular solution obtained by adding 10019-TC (digital sensor) to the basic analogical tool 10019-KA.

The clockwise rotation of the easy to use handle presses the nozzle on the injector body



Instead of reading the applied force on the analogic angle graduation disk the display gives immediate and accurate indication of the applied force.




The picture illustrates 10019-KD integrated with 10019-AR device, applied on unit injector (no adapter plate is requested).



9 size plates provided



2 Nozzle size adapters provided



10019-TC

SIMILAR TO 0 986 612 997

Digital torque calculator for 10019-KA.

To accurately calculate the force applied to the nozzle on the injector body, 10019-TC is the option which can be installed **only** on 10019-KA.

10019-TC is composed by a lcd display, with integrated commands and a loading cell.



KA+TC=KD





10019-KA

SIMILAR TO 0 986 613 400

Professional tool with **analogical** torque to open/assemble the nozzle nut on common rail, two-spring injectors and unit injectors.

10019-KA represents the primary device which can be implemented by adding 10019-AR or 10019-TC.

The clockwise rotation of the easy to use handle presses the nozzle on the injector body



Rotate the graduated disk until the zero angle position corresponds to the arrow index. Continuing the handle rotation, the angle displacement is the indirect indication of the applied force.




The sliding central body allows to hold unit injectors (no plate required) and any other injectors (by the proper plate).



9 size plates provided



2 Nozzle size adapters provided



SOLD OUT



10019-K

0 986 610 130

Professional tool with **analogical** torque to open/close the nozzle nut on common rail and two-spring injectors.

Any existing 10019-K can be implemented adding 10019-AR.



10019-AR

Angular torque gauge for 10019-K.

For the common rail injectors, manufacturers are specifying both torque and angle settings. With this gauge, Diesel Injection Specialists can meet the demands of the new specifications: to tighten the nuts a specified number of degrees after initial torque is set. The gauge is composed by two elements: the easy-to-read circular gauge to be installed on 10019-K, 10019-KA, 10019-KD and the indicator to be installed on the dynamometric wrench.



- 360° angle scale—clearly marked in 2° increments, and in intervals of 10 and 30.
- Adjustable arm keeps angle scale stationary.



Definition of torque + angle specification:

If a torque + angle specification is given as 50 Nm + 70°, the nut is first tightened to 50 Nm torque; then it is turned 70°.





























10019-12

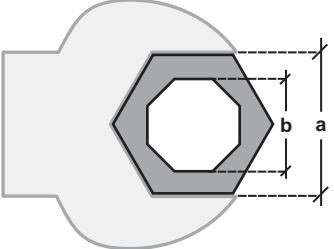
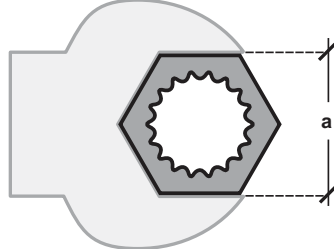


Clamping system for injectors.

For component inspection and dismount or reassembly injectors, this device is very versatile using the same plates of 10019-KA, 10019-KD, 10019-K. The clamping system requires to be installed on a standard workbench vice. It can be implemented adding clamping adapters.



ADAPTERS		NOTES	10019 Series			
			K	KA	KD	12
1	 10019-1		<input type="radio"/>	<input type="radio"/>	<input type="radio"/>	<input type="radio"/>
2	 10019-2		<input type="radio"/>	<input type="radio"/>	<input type="radio"/>	<input type="radio"/>
3	 10019-3		<input type="radio"/>	<input type="radio"/>	<input type="radio"/>	<input type="radio"/>
4	 10019-4		<input type="radio"/>	<input type="radio"/>	<input type="radio"/>	<input type="radio"/>
5	 10019-5		<input type="radio"/>	<input type="radio"/>	<input type="radio"/>	<input type="radio"/>
6	 10019-6		<input type="radio"/>	<input type="radio"/>	<input type="radio"/>	<input type="radio"/>
7	 10019-7		<input type="radio"/>	<input type="radio"/>	<input type="radio"/>	<input type="radio"/>
8	 10019-8		<input type="radio"/>	<input type="radio"/>	<input type="radio"/>	<input type="radio"/>
9	 10019-9		<input type="radio"/>	<input type="radio"/>	<input type="radio"/>	<input type="radio"/>
10	 10019-11		<input type="radio"/>	<input type="radio"/>	<input type="radio"/>	<input type="radio"/>
11	 10019-22	HEUI WITH 2 BOBBINES 	<input type="radio"/>	<input type="radio"/>	<input type="radio"/>	<input type="radio"/>
12	 10019-20	HEUI ISUZU 	<input type="radio"/>	<input type="radio"/>	<input type="radio"/>	<input type="radio"/>
13	 10019-10H	VOLKSWAGEN 	<input type="radio"/>	<input type="radio"/>	<input type="radio"/>	<input type="radio"/>

Nozzle nut opening/closing

Wrench			Octagonal nut adapter			Toothed nut adapter		
								
	a	code	a	b	code	a	Teeth	code
1	13	8101-13	27	17	8101-8170	27	18	8101-R
2	14	8101-14	27	17,5	8101-8175			
3	15	8101-15	27	20	8101-820			
4	16	8101-16	 <p>9785-C Dynamometrical wrench 20 - 200 Nm 15 - 150 lbf.ft 1 Nm - Scale</p> <p><i>Click type. Handy construction. ± 3% tolerance of the scale set torque. Double scale with graduation Nm/lbf.ft on handle below a window with a magnifying-glass effect that makes reading easier. Adjustment obtained by rotating the ergonomically shaped nylon handgrip, safety lock at the extremity. For controlled bi-directional tightening. Supplied with test certificate as per DIN ISO 6789. With end fitting frontal connection.</i></p> <p>Accessories</p>  <p>9785-C1 Insert for 1/2" square drive</p>					
5	17	8101-17						
6	18	8101-18						
7	19	8101-19						
8	21	8101-21						
9	22	8101-22						
10	24	8101-24						
11	27	8101-27						
12	30	8101-30						
13	32	8101-32						

Unit injectors wrenches



8147

Solenoid wrench, BOSCH UIS
IVECO application

BH 0 986 613 239



8157

37 mm hexagonal socket for removing the solenoid
on V.W., Audi A6



8167

Solenoid wrench
VOLVO F114 Unit Injectors

BH 0 986 441 004




8148

Nozzle nut wrench
DELPHI - VOLVO 500 HP application



8149

Nozzle nut wrench
LAND ROVER application



8111

Turning gear for flywheel in SCANIA
with Unit Injector System

BH 0 986 611 491



9499-C

Rotating device for flywheel at
VOLVO FH 12 with unit injector system

BH 0 986 612 753








MARBED[®]
PROFESSIONAL DIESEL SERVICE TOOLS



8174




Set of 10 Adaptor for testing Unit Injectors

CODE	NOTES	APPLICATION
1  8174-41	<i>0 986 613 241</i>	Insertor OR for Unit Injectors
2  8174-42	<i>0 986 613 242</i>	Insertor OR for Unit Injectors
3  8174-43	<i>0 986 613 243</i>	Insertor OR for Unit Injectors
4  8174-44	<i>0 986 613 244</i>	Insertor OR for Unit Injectors
5  8174-45	<i>0 986 613 245</i>	Insertor OR for Unit Injectors

	CODE	NOTES	APPLICATION
6	 8174-46	<i>0 986 613 246</i>	Inserter OR for Unit Injectors
7	 8174-47	<i>0 986 613 247</i>	Inserter OR for Unit Injectors
8	 8174-48	<i>0 986 613 248</i>	Inserter OR for Unit Injectors
9	 8174-49	<i>0 986 613 249</i>	Inserter OR for Unit Injectors
10	 8174-91	<i>0 986 611 991</i>	Inserter OR for Unit Injectors

Unit injectors adapter

CODE	NOTES	APPLICATION
1  8125		SCANIA, VOLVO 420, IVECO CURSOR
2  8126		VOLVO, IVECO CURSOR 350
3  8127		VOLVO FH 12 420, VOLVO FH 12 460, VOLVO FH 460, CATERPILLAR LTO PUMPS
4  8128		VOLVO 460 EURO2, SCANIA
5  8129		VOLKSWAGEN
6  8141		LAND ROVER DISCOVERY
7  8144		CATERPILLAR JOHN DEERE
8  8145		DETROIT
9  8146		CUMMINS L10 - M11

	CODE	NOTES	APPLICATION
10	 8165		CUMMINS N14
11	 8166		VOLVO 520CV
12	 8193	Adaptor for testing EUI/PDE Bosch PDE100 Unit Injectors	






Hand injector tester


9375
9375-S
9375-SL

Hand injector similar BOSCH tester
 with isolating manometric valve
 Supplied with different manometers
 (see the table below)

9375 - HAND INJECTOR TESTER

Spare parts

PUMP	MANOMETER	TANK	FILTER
9375 <i>EFEP 60H</i> <i>BH 0 681 200 502</i>	 9148-H <i>0-400 BAR - Ø 100</i> <i>BH 1 687 231 004</i>	 9375-T	 9375-F
9375-S	 <i>Double scale (BAR-PSI)</i> 9148-S <i>0-600 BAR gliceroil, inox</i>		
9375-SL	 9148 <i>0-600 BAR gliceroil - Ø 100</i> <i>BH 1 687 231 006</i>		


TP03

Electronic add on unit
 to test 2 spring
 and traditional injectors

Quick connection for pump tester

9148-B

Patented quick connection for injectors with thread **12 x 1,5 and 14 x 1,5** for test injector pump

9148-C

Patented quick connection for injectors with thread **16 x 1,5 and 20 x 1,5** for test injector pump


9148-D

Patented quick connection for injectors with thread **18 x 1,5 and 22 x 1,5** for test injector pump

WAY OF USE



Approach the tool head



Lock the tool ring



Rotate clockwise the handle tool to secure




Rotate anticlockwise and release the tool ring

Spare parts

9053-A

Set of 10x nylon head for quick connections **9148-B**

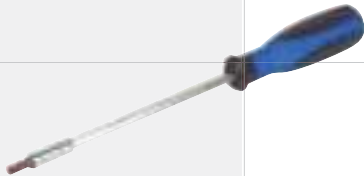
Tools for BOSCH Unit injectors on VW LUPO



9610-LS

Screwdriver to screw unit injectors
into the cylinder head

BH 0 986 612 750
VW T10054



9610-L

Socket wrench to screw unit injectors
into the cylinder head

BH 0 986 612 747
VW T10054



8099-B

Reduction puller to extend 8099-A
application on Unit Injection System
installed on VW LUPO
To be mounted on 8099-AN or 8099-N

BH 0 986 612 782
VW T10055



8107

Clamp for the hydraulic idlers
during dismounting and mounting
of the toothed belt

VW T10008



8108

Bracket and pin for engine shaft fixing
and relevant gear adjusting the phasing


VW T10050



8109


Set of 3 sleeves of different diameters
for assembling the sealing rings
of the unit injectors

BH 0 986 612 748
VW T10056



8129

Adapter to test nozzle of
unit injectors on pop tester





10019-10H

Interface for the correct mounting
and dismounting of the retaining nut
of the unit injectors
*To be used in conjunction with the tool **10019-K**
to be ordered separately*



MARBED[®]
PROFESSIONAL DIESEL SERVICE TOOLS

9701-FX

Cassetta attrezzature per la messa in fase della pompa BOSCH-PDM1Q60F V su motore Focs




9701-FX

Cassetta attrezzature per la messa in fase della pompa
BOSCH-PDM1Q60F V su motore Focs

8080	4	Piastrina
8081	8	Viti fissa piastrina
8084	1	Tappo e brugola
8085	1	Tubo inizio mandata
9087	1	Comparatore
8086	1	Attrezzo controllo anticipo e taratura
8087	1	Chiave per ghiera
8088	1	Supporto comparatore per fine corsa
8089	1	Attrezzo abbassamento valvola


8080

Piastrina fissa leva acceleratore pompa


8081

Viti fissa piastrina


8084

Tappo e brugola per attrezzo controllo


8085

Tubo capillare inizio mandata

KDEP 1085

9087

 Comparatore centesimale
 corsa mm 10

BH 1 687 233 011

8086

 Attrezzo per controllo anticipo iniezione
 e taratura iniettore per pompa-iniettore.

8087

Chiave per ghiera fissaggio pompante pompa-iniettore.


8088

Supporto comparatore per fine corsa


8089


 Attrezzo abbassamento valvola
 per controllo anticipo iniezione



MARBED[®]
PROFESSIONAL DIESEL SERVICE TOOLS



Tool box for timing of BOSCH-PDM1Q60F V pump on Focs engine



9562-FX

Patented fixing clamp for BOSCH nozzle-pump PDM1Q60F V on Focs engine. Equipped with diesel oil inlet support with bolts, joints and two extended screws. Rod dragging device with double pins.




9920-BD

Rislan pipe Ø 4 mm complete with quick connections, male and female joints with damper.



8080

Fixed plate for pump accelerator lever



8081

Couple of plate fixing screws



9562-M4

Fixing bracket h. 15 mm



9562-M1

Bare body complete of screws, comparator holder and adjusting rod.



9576

Motoring coupling Ø 17



9564-A

Camshaft on bearing support for 1-2-3-4 cyl. pumps with 7 mm. lift.