



Mama Anita's Farm

Planting & Care Guide

Everything you need to help your plant settle in and grow.

HIBISCUS

Perfect for adding color and life to your garden spaces.

Sunlight

Full sun (6–8 hours daily)
More sun = more blooms

Water

Keep soil moist, not soggy
Water 2–3 times per week
Water more often in hot weather

Soil

Well-draining soil is important
Add compost for stronger growth

Planting Tips


- Plant at same depth as pot
 - Space 3–6 ft apart
- Add mulch to keep moisture in

Care & Growth

- Trim lightly to shape
- Fertilize every 2–4 weeks for flowers
 - Remove dead leaves regularly


Watch For


Yellow leaves = too much water
Drooping = needs water

Grown with care, shared with love 


Mama Anita's Farm

Governor's Harbour, Eleuthera

 (242) 422-9261

 <https://mamaanitasfarm.com>

Guidance for healthy growth, from our farm to your garden.



MAMA ANITAS FARM