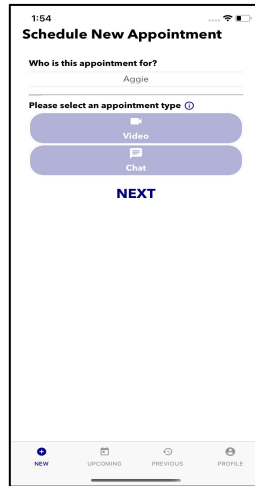


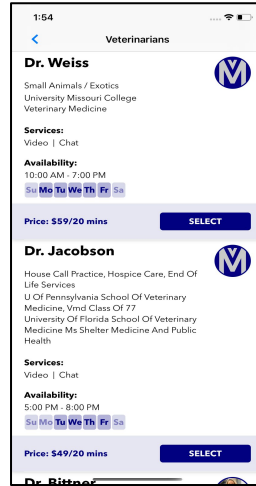
# How scheduling an appointment works



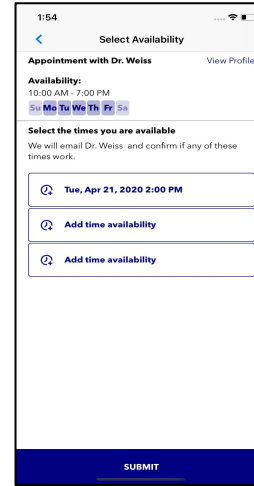
Appointment Request Flow: Pet Parents




Select video or chat



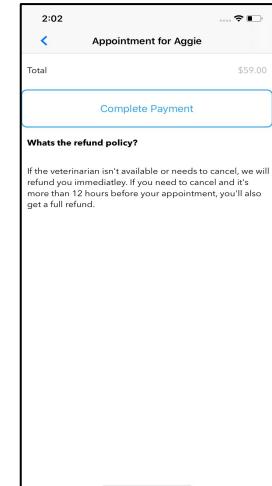
Select a veterinarian



Provide availability

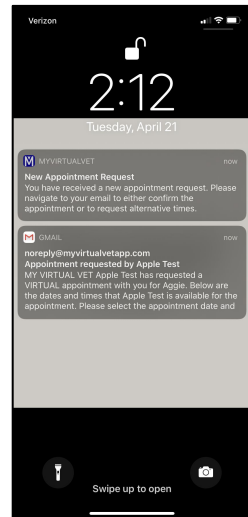


Provide context



Complete payment

Appointment Scheduling Flow: Veterinarians



Vet receives email & push notification

**MY VIRTUAL VET**

---

Elizabeth has requested a VIRTUAL appointment with you for Aggie. Below are the dates and times that Elizabeth is available for the appointment. Please select the appointment date and time that works best for you, and we will let Elizabeth know!

Tue, April 21, 2020 02:15 PM at EDT

None of these times work

**Reason for appointment:**

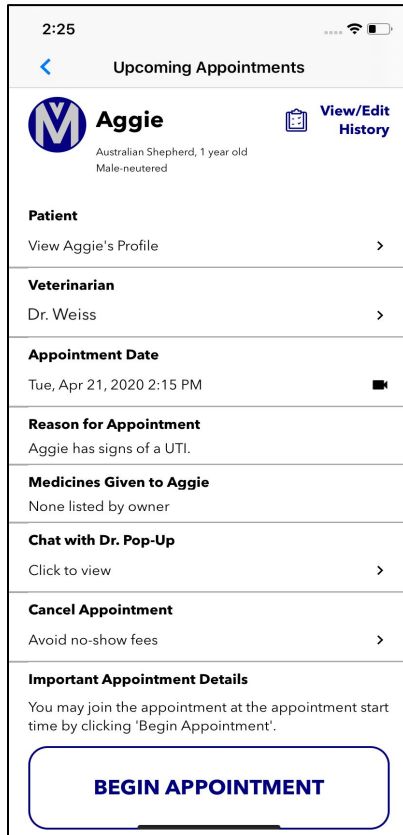
Aggie has signs of a UTI.

Vet selects appointment time that works for him/her. Pet parent receives a confirmation email.

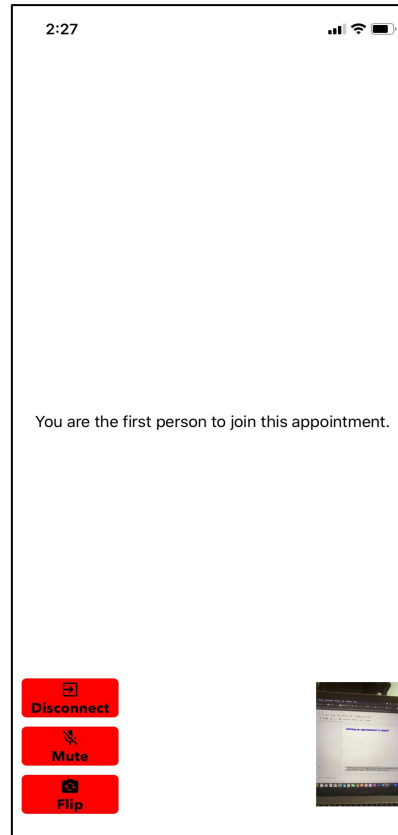
# Joining a virtual appointment is quick and easy



Pet parent & vet  
receive a push  
notification to join  
appointment



Notified when  
participant joins/leaves  
appointment



Prompted to review  
appointment once over

