



mac DISTRIBUTION center **GARAGE DOORS**

Residential & Commercial





Mac Distribution Center (MDC) is Western Canada and Alaska's exclusive distributor of StarPro Doors, based in Surrey, BC. We supply high-quality classic residential and commercial garage doors made from hot-dipped galvanized steel and high-density injected polyethylene. Our three-layer design delivers superior thermal performance, durability, and strength. Proudly 100% First Nation owned, MDC is committed to providing exceptional products and service across Western Canada and Alaska.

STANDARD SHORT PANEL T100/T200



STEP 2: CHOOSE A COLOUR

White

Charcoal



Brown



Almond

Dark Brown



Golden Oak



Sandstone



Black



Red Oak



**Actual colours may vary from brochure due to fluctuations in printing process. Contact us for colour samples for accurate colour matching.*

STEP 3: CHOOSE YOUR WINDOW DESIGN

S01 Waterton



S02 Cascade



S03 Stockton



S04 2-Piece Wagon Wheel



S05 4-Piece Sunburst



DOOR FEATURES

- **Door Construction:** 24-gauge galvanized steel with polyurethane injection
- **R-Value:** 15.2 Classic three layered insulated door panel with polyurethane foam injection which will improve your home thermal efficiency and reduce noise
- **Door Thickness:** 2"
- **Warranty Door Section:** 10-years
- **Warranty Hardware:** 3-years

STEP 1: CHOOSE A PANEL STYLE

STEP 4: CHOOSE SIZE

Door Width

Door Panel

8'-9'



16'



STANDARD LONG PANEL T300/T400



DOOR FEATURES

- **Door Construction:** 24-gauge galvanized steel with polyurethane injection
- **R-Value:** 15.2 Classic three layered insulated door panel with polyurethane foam injection which will improve your home thermal efficiency and reduce noise
- **Door Thickness:** 2"
- **Warranty Door Section:** 10-years
- **Warranty Hardware:** 3-years


STEP 1: CHOOSE A PANEL STYLE

STEP 2: CHOOSE A COLOUR



*Actual colours may vary from brochure due to fluctuations in printing process. Contact us for colour samples for accurate colour matching.

STEP 3: CHOOSE YOUR WINDOW DESIGN



L09 4-Piece Sunburst



STEP 4: CHOOSE SIZE

Door Width	Door Panel
8'-10'	
12'-15'	
16'	

DESIGNER DOOR



DESIGNER DOOR

Design your own door with flush panels. Customize them by adding cut-out windows filled with your choice of glass, available in a wide variety of sizes. Create a unique look that reflects your personal style and enhances your home's curb appeal.

DOOR FEATURES

- **Door Construction:** 24-gauge galvanized steel with polyurethane injection
- **R-Value:** 15.2 Classic three layered insulated door panel with polyurethane foam injection which will improve your home thermal efficiency and reduce noise
- **Door Thickness:** 2"
- **Warranty Door Section:** 10-years
- **Warranty Hardware:** 3-years

STEP 1: CHOOSE YOUR WINDOW CUTTING POSITION

STEP 2: CHOOSE A COLOUR



*Actual colours may vary from brochure due to fluctuations in printing process. Contact us for colour samples for accurate colour matching.

STEP 3: CHOOSE SIZE

Door Width	Door Panel
8'-10'	
12'-15'	
16'	

RESIDENTIAL ALUMINUM FULL VIEW GARAGE DOOR




Give your home a modern look with a door that's also perfect when maximum natural light is desired. Choose from a variety of glass options, paired with a durable anodized aluminum frame available in clear or black finishes.

DOOR FEATURES

- **Door Thickness:** 2"
- Aluminum door frames are available in clear and black anodized or powder coated in custom colours on request.
- **Glass Options:** Sections can be combined with glass or acrylic, many glass options are available including tempered glass and tinted glass
- **Warranty Door Section:** 5-years
- **Warranty Hardware:** 3-years

AVAILABLE COLOURS



*Actual colours may vary from brochure due to fluctuations in printing process. Contact us for colour samples for accurate colour matching.

AVAILABLE SIZES

Door width from 8' up to 16'
Door height from 6'6" up to 9'3"


AVAILABLE GLASS

Obscure Glass Frosted Glass Tinted Bronze Glass



*more options upon customer request

STANDARD LONG PANEL T400/T460



DOOR FEATURES

- **Door Construction:** Galvanized steel with high density injected polyurethane foam
- **R-Value:** 18, Classic three layers insulated door panel with polyurethane foam injection improves your home thermal efficiency and reduces noise
- **Door Thickness:** 2"
- **Glass Options:** Glass or acrylic windows are available in a variety of options including tempered glass and tinted glass
- **Warranty Door Section:** 5-years
- **Warranty Hardware:** 3-years


STEP 1: CHOOSE A PANEL STYLE

STEP 2: CHOOSE A COLOUR



*Actual colours may vary from brochure due to fluctuations in printing process. Contact us for colour samples for accurate colour matching.


STEP 3: CHOOSE YOUR WINDOW DESIGN



STEP 4: CHOOSE SIZE

Door Width	Door Panel
8'-10'	<input type="checkbox"/> <input type="checkbox"/>
12'-15'	<input type="checkbox"/> <input type="checkbox"/> <input type="checkbox"/>
16'	<input type="checkbox"/> <input type="checkbox"/> <input type="checkbox"/> <input type="checkbox"/>

STANDARD FLUSH PANEL T500



DOOR FEATURES

- **Door Construction:** Galvanized steel with high density injected polyurethane foam
- **R-Value:** 16, Classic three layers insulated door panel with polyurethane foam injection improves your home thermal efficiency and reduces noise
- **Door Thickness:** 1 5/8" or 2"
- **Glass Options:** Glass or acrylic windows are available in a variety of options including tempered glass and tinted glass
- **Warranty Door Section:** 5-years
- **Warranty Hardware:** 3-years

AVAILABLE COLOURS



AVAILABLE SIZES

Door width from 8' up to 16'
Door height from 6'6" up to 9'3"

AVAILABLE GLASS




*Actual colours may vary from brochure due to fluctuations in printing process. Contact us for colour samples for accurate colour matching.

*more options upon customer request



STANDARD FLUSH PANEL T800



DOOR FEATURES

- **Door Construction:** Galvanized steel with high density injected polyurethane foam
- **R-Value:** 16, Classic three layers insulated door panel with polyurethane foam injection improves your home thermal efficiency and reduces noise
- **Door Thickness:** 1 5/8"
- **Glass Options:** Glass or acrylic windows are available in a variety of options including tempered glass and tinted glass
- **Warranty Door Section:** 5-years
- **Warranty Hardware:** 3-years

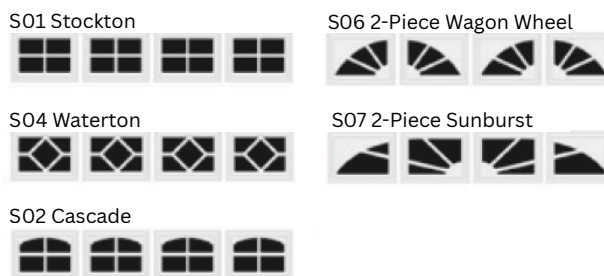
STEP 1: CHOOSE A PANEL STYLE

STEP 2: CHOOSE A COLOUR



**Actual colours may vary from brochure due to fluctuations in printing process. Contact us for colour samples for accurate colour matching.*

STEP 3: CHOOSE YOUR WINDOW DESIGN




STEP 4: CHOOSE SIZE



COMMERCIAL GARAGE DOORS

DOOR FEATURES

- **Door Metal:** 28-gauge hot dipped galvanized steel with two coat prefinished paint provide the durability of the color performance of your garage door
- **Door Construction:** 2" thickness sandwich panel with polyurethane foam injection in between of two steels provides superior strength. The tongue and groove meeting rails of each panel sections for better sealing against exterior materials
- **-Door Parts:** Heavy duty 14 Ga metal garage door hinges and tracks give strong support for the door
- **Weather strip:** The bottom section comes with replaceable L shape aluminum
- **R-Value of 18 Insulation:** Improve garage thermal efficiency, enhance energy saving and also reduce street noise.
- **Warranty Door Section:** 10 years limited warranty on panels, and 3 years on garage door hardware.





MAC DiSTRiBUTION center

www.macdistributioncenter.com
info@macdistributioncenter.com
10154-179 Street, Surrey
BC, Canada, V4N 4J6

Follow Us On



Visit Our Website

