LUFFING JIB TOWER CRANE

RTL 195 - 16

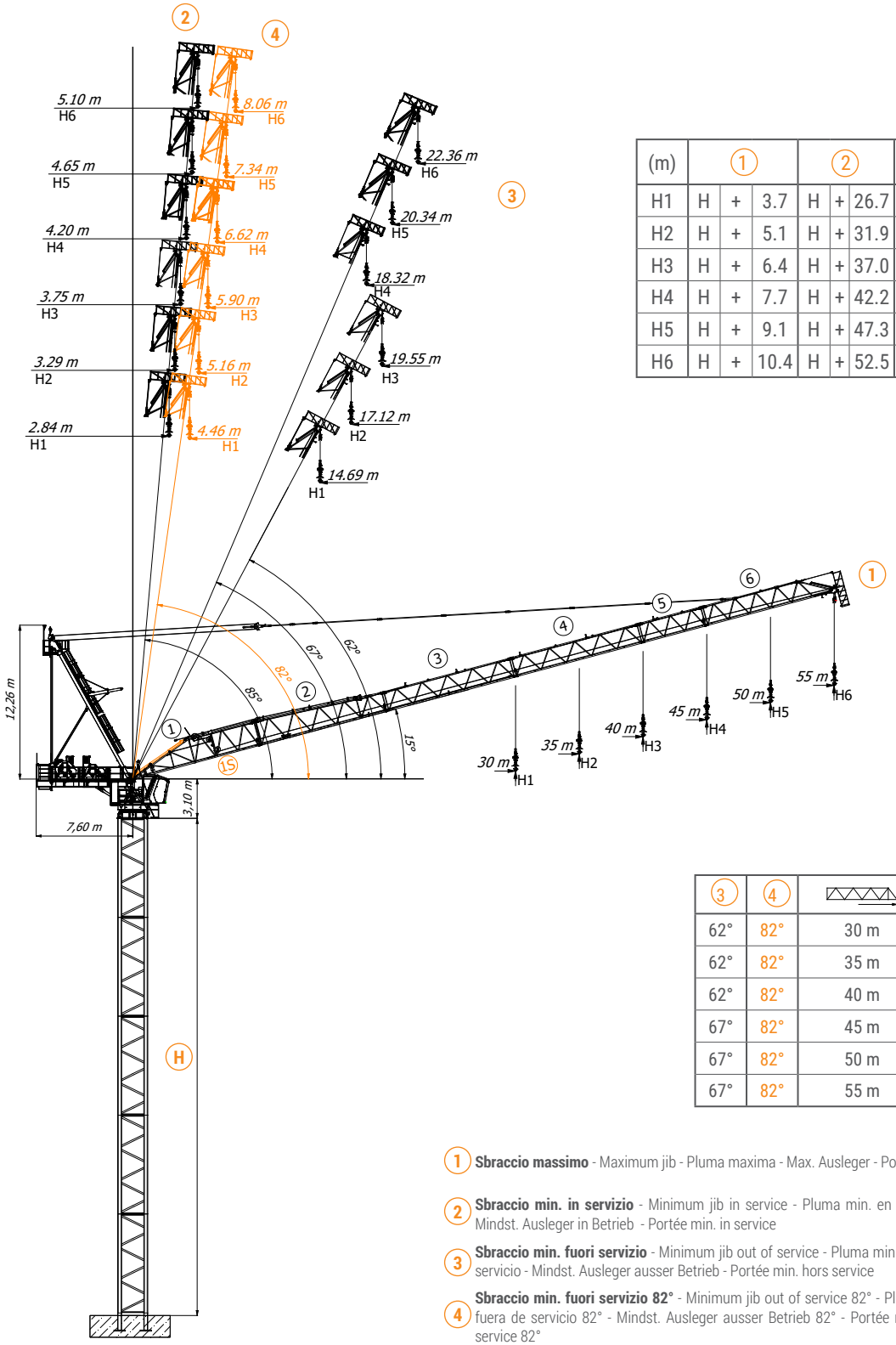

(m)	1			2			3			4		
H1	H	+	3.7	H	+	26.7	H	+	23.2	H	+	20.7
H2	H	+	5.1	H	+	31.9	H	+	27.7	H	+	31.7
H3	H	+	6.4	H	+	37.0	H	+	32.3	H	+	36.8
H4	H	+	7.7	H	+	42.2	H	+	38.6	H	+	41.9
H5	H	+	9.1	H	+	47.3	H	+	43.4	H	+	47.0
H6	H	+	10.4	H	+	52.5	H	+	48.2	H	+	52.2

3	4		
62°	82°	30 m	1/1S+2+6
62°	82°	35 m	1/1S+2+5+6
62°	82°	40 m	1/1S+2+3+6
67°	82°	45 m	1/1S+2+3+5+6
67°	82°	50 m	1/1S+2+3+4+6
67°	82°	55 m	1/1S+2+3+4+5+6

1 **Sbraccio massimo** - Maximum jib - Pluma maxima - Max. Ausleger - Portée maxi

2 **Sbraccio min. in servizio** - Minimum jib in service - Pluma min. en servicio - Mindst. Ausleger in Betrieb - Portée min. in service

3 **Sbraccio min. fuori servizio** - Minimum jib out of service - Pluma min. fuera de servicio - Mindst. Ausleger ausser Betrieb - Portée min. hors service

4 **Sbraccio min. fuori servizio 82°** - Minimum jib out of service 82° - Pluma min. fuera de servicio 82° - Mindst. Ausleger ausser Betrieb 82° - Portée min. hors service 82°

H **Altezza torre** - Tower height - Altura torre - Turmhohe - Hauteur de la tour

EN 14439
FEM1001
FEM1005

MORITSCH 1962

MORITSCH 1962

Diagramma di portata - Load diagrams - Curvas de cargas - Lastkurven - Courbes de charges - Грузоподъёмные характеристики

RTL 195 - 16 NORMAL

(t)	m	15	20	25	30	35	40	45	50	55
8	**26,00**	8,00	8,00	8,00	6,53	5,17	4,15	3,36	2,72	**2,20**
8	**29,55**	8,00	8,00	8,00	7,83	6,29	5,13	4,22	**3,50**	
12	**20,67**	12,00	12,00	9,40	7,33	5,86	4,75	3,89	**3,20**	
8	**31,09**	8,00	8,00	8,00	8,00	6,77	5,55	**4,60**		
12	**21,90**	12,00	12,00	10,14	7,95	6,39	5,21	**4,30**		
8	**32,73**	8,00	8,00	8,00	8,00	7,29	**6,00**			
12	**23,47**	12,00	12,00	11,08	8,73	7,06	**5,80**	*		
16	**17,89**	16,00	14,00	10,60	8,33	6,71	**5,50**			
8	**33,41**	8,00	8,00	8,00	8,00	**7,50**				
12	**24,03**	12,00	12,00	11,42	9,02	**7,30**	*			
16	**18,42**	16,00	14,50	11,00	8,67	**7,00**				
8	**30,00**	8,00	8,00	8,00	**8,00**					
12	**24,80**	12,00	12,00	11,88	**9,40**	*				
16	**19,11**	16,00	15,15	11,52	**9,10**					

V3 - 10/22 - Subject to change without notice

(*) + 200 kg
utilizzando bozzello singolo - using single hoist block - usando un solo bloque - verwenden eines einzelnen Block - utilisation d'un seul moufle - с помощью одного блока

Diagramma di portata - Load diagrams - Curvas de cargas - Lastkurven - Courbes de charges - Грузоподъёмные характеристики

RTL 195 - 16 M-LIFT

(t)	m	15	20	25	30	35	40	45	50	55
8	**27,10**	8,00	8,00	8,00	6,94	5,52	4,45	3,62	2,96	**2,42**
8	**31,14**	8,00	8,00	8,00	8,00	6,79	5,56	4,61	**3,85**	
12	**21,73**	12,00	12,00	10,04	7,87	6,31	5,15	4,24	**3,52**	
8	**32,97**	8,00	8,00	8,00	8,00	7,36	6,07	**5,06**		
12	**23,19**	12,00	12,00	10,91	8,60	6,94	5,70	**4,73**		
8	**34,91**	8,00	8,00	8,00	8,00	7,97	**6,60**			
12	**25,01**	12,00	12,00	12,00	9,51	7,72	**6,38** *			
16	**19,05**	16,00	15,10	11,48	9,07	7,34	**6,05**			
8	**35,00**	8,00	8,00	8,00	8,00	**8,00**				
12	**25,74**	12,00	12,00	12,00	9,87	**8,03** *				
16	**19,71**	16,00	16,00	12,44	9,87	**7,70**				
8	**30,00**	8,00	8,00	8,00	**8,00**					
12	**26,68**	12,00	12,00	12,00	**10,34** *					
16	**20,54**	16,00	16,00	12,61	**10,01**					

(*) + 200 kg
utilizzando bozzello singolo - using single hoist block - usando un solo bloque - verwenden eines einzelnen Block - utilisation d'un seul moufle - с помощью одного блока

MORITSCH 1962

Altezza torre - Tower height - Altura torre - Turmhohe - Hauteur de la tour - ИСПОЛНЕНИЯ БАШНИ

TM21

RTB	SERVICE	OUT OF SERVICE
R1	- 1490 kN	- 2650 kN
R2	1100 kN	2330 kN
V	790 kN	

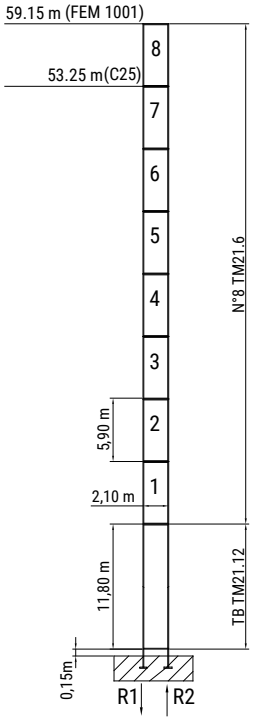

RTB

MAX H (m)			
	α°	FEM 1001	C 25
30	62	59,15	53,25
	82	41,45	41,45
35	62	53,25	53,25
	82	41,45	41,45
40	62	53,25	53,25
	82	41,45	41,45
45	67	53,25	47,35
	82	41,45	35,55
50	67	53,25	47,35
	82	35,55	35,55
55	67	47,35	41,45
	82	35,55	35,55

Altezze diverse e combinazioni di torre sono disponibili; consultateci - Different height and tower combinations are available; please consult us
Hay diferentes alturas y combinaciones de torre disponibles. Consúltenos - Andere Höhen und Turmkombinationen auf Anfrage
Différentes hauteurs et combinaisons de tour sont disponibles; nous consulter
Возможны другие сочетания высоты и конфигурации башни; проконсультируйтесь с нами

V.3 - 10/22 - Subject to change without notice

Altezza torre - Tower height - Altura torre - Turmhohe - Hauteur de la tour - ИСПОЛНЕНИЯ БАШНИ

TM23

RT1	SERVICE	OUT OF SERVICE
R1	- 1440 kN	- 2630 kN
R2	1020 kN	2280 kN
V	840 kN	

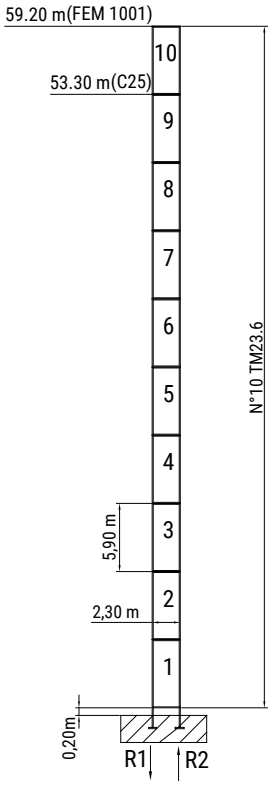

RT1

MAX H (m)			
	α°	FEM 1001	C 25
30	62	59,20	53,30
	82	47,40	41,50
35	62	53,30	53,30
	82	41,50	41,50
40	62	53,30	53,30
	82	41,50	41,50
45	67	53,30	47,40
	82	41,50	41,50
50	67	53,30	47,40
	82	41,50	35,60
55	67	47,40	47,40
	82	41,50	35,60

Altezze diverse e combinazioni di torre sono disponibili; consultateci - Different height and tower combinations are available; please consult us
Hay diferentes alturas y combinaciones de torre disponibles. Consúltenos - Andere Höhen und Turmkombinationen auf Anfrage
Différentes hauteurs et combinaisons de tour sont disponibles; nous consulter
Возможны другие сочетания высоты и конфигурации башни; проконсультируйтесь с нами

V.3 - 10/22 - Subject to change without notice

MORITSCH 1962

Altezza torre - Tower height - Altura torre - Turmhohe - Hauteur de la tour - ИСПОЛНЕНИЯ БАШНИ

HP20

RTB RAP	SERVICE	OUT OF SERVICE
R1	- 2650 kN	- 4600 kN
R2	2080 kN	4350 kN
V	1150 kN	

RTB1 RAP1	SERVICE	OUT OF SERVICE
R1	- 2140 kN	- 3000 kN
R2	1640 kN	2640 kN
V	1000 kN	

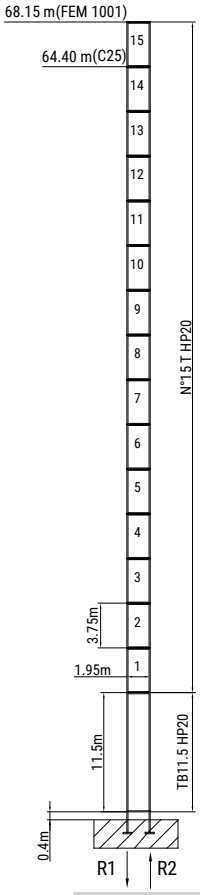

RTB RAP

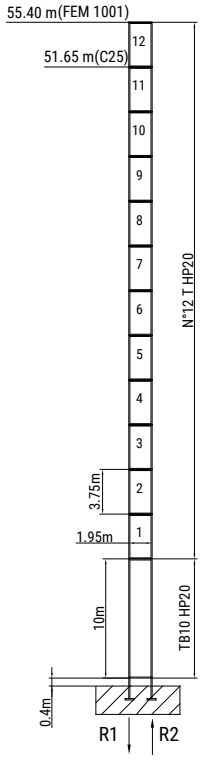

RTB1 RAP1

MAX H (m)			
	α°	FEM 1001	C 25
30	62	68,15	64,40
	82	56,90	53,15
35	62	68,15	60,65
	82	56,90	53,15
40	62	64,60	60,65
	82	56,90	53,15
45	67	64,60	56,90
	82	53,15	49,40
50	67	60,65	56,90
	82	49,40	45,65
55	67	56,90	53,15
	82	49,40	45,65

MAX H (m)			
	α°	FEM 1001	C 25
30	62	55,40	51,65
	82	40,40	40,40
35	62	51,65	51,65
	82	40,40	40,40
40	62	51,65	47,90
	82	40,40	36,65
45	67	47,90	47,90
	82	36,65	36,65
50	67	47,90	44,15
	82	32,90	32,90
55	67	44,15	40,40
	82	32,90	32,90

Altezze diverse e combinazioni di torre sono disponibili; consultateci - Different height and tower combinations are available; please consult us
Hay diferentes alturas y combinaciones de torre disponibles. Consúltenos - Andere Höhen und Turmkombinationen auf Anfrage
Différentes hauteurs et combinaisons de tour sont disponibles; nous consulter
Возможны другие сочетания высоты и конфигурации башни; проконсультируйтесь с нами

V.3 - 10/22 - Subject to change without notice

Zavorramento - Counterweight - Bloque de contrapeso - Gegengewichtsblöcke - Bloc de contrepoid - Плиты противовеса

	55m		50m		45m		40m		35m		30m	
	A	B	A	B	A	B	A	B	A	B	A	B
	1	3	1	3	1	3	1	3	1	3	1	3
	11000 kg		11000 kg		11000 kg		11000 kg		11000 kg		11000 kg	

Altre Installazioni - Other configurations - Otras Implantaciones - Aufstellmöglichkeiten - Autres Im-plantations - Другие варианты компоновки башни

INTERNAL CLIMBING

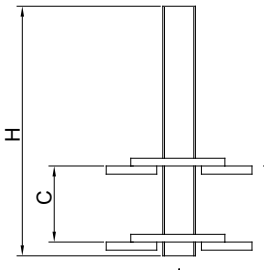

HP20		
	H (m)	C (m)
ℹ		

EXTERNAL CLIMBING

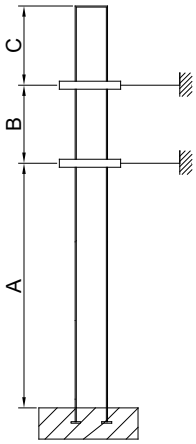

TM23			
	A min/max (m)	B min/max (m)	C max (m)
ℹ			

HP20			
	A min/max (m)	B min/max (m)	C max (m)
ℹ			

ℹ **Altezze diverse e combinazioni di torre sono disponibili; consultateci** - Different height and tower combinations are available; please consult us
Hay diferentes alturas y combinaciones de torre disponibles. Consúltenos - Andere Höhen und Turmkombinationen auf Anfrage
Différentes hauteurs et combinaisons de tour sont disponibles; nous consulter
Возможны другие сочетания высоты и конфигурации башни; проконсультируйтесь с нами

V.3 - 10/22 - Subject to change without notice

MORITSCH 1962

Meccanismi - Mechanisms- Mecanismos - Antriebe - Mécanismes - Приводы

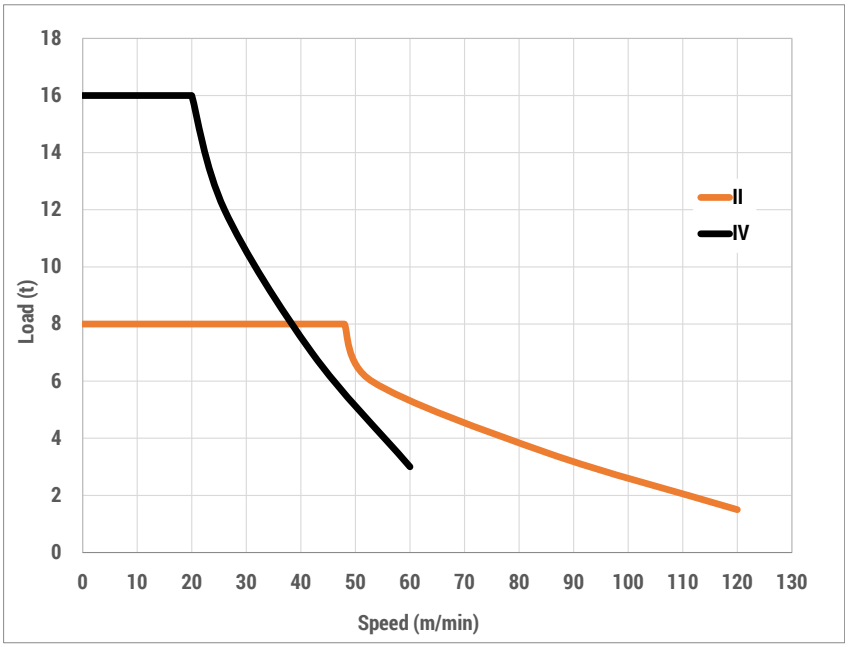

67 HVF 80		t	m/min
67 kW		8	0 → 48
		6	0 → 53
		3.5	0 → 85
		1.5	0 → 120
		12	0 → 26
		9	0 → 35
		5.3	0 → 57
		2.2	0 → 80
max 560 m		16	0 → 20
		12	0 → 26
		7	0 → 42
		3	0 → 60

	45	kW	15° → 85°	2.2	min
	2 x 9.1	kW	0 →	0.7	rpm

2000/14/CEE 2005/88/CEE	2006/95/CEE	400 V	50 Hz	Imax=	248	A	Fuse=	250	A	MACHINE RATING	MAX GENERATOR
		460 V	60Hz	Imax=	215	A	Fuse=	200	A	164 kVA	262 kVA

Ingombri e pesi - Dimensions and weight - Dimensões e pesos - Abmessungen und Gewicht - Encombrement et poids - Габариты, размеры и вес

(*) **55 m - 67HVF80**

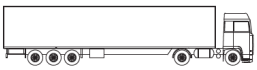

X7

X7

(*) **Parte rotante** - Slewing crane part - Parte rotativa - Drehender Kranteil - Partie tournante - Поворотная часть			**Lunghezza** Lenght Longitud Länge Longueur длина	**Larghezza** Width Anchura Breite Largeur ширина	**Altezza** Height Altura Höhe Hauteur высота	**Quantità** Quantity Cantidad Menge Quantité Количество	**Peso** Weight Peso Gewicht Poids вес
Tronco braccio Jib section Elemento de flecha Auslegerelement Elément de flèche Секция стрелы	1		10,81 m	1,77 m	2,33 m	1	2390 kg
	2	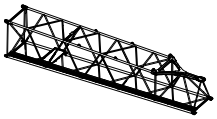	10,52 m	1,75 m	2,20 m	1	1315 kg
	3		10,53 m	1,73 m	1,70 m	1	920 kg
	4	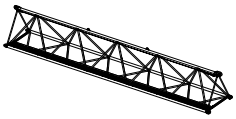	10,53 m	1,73 m	1,67 m	1	820 kg
	5	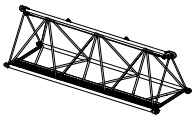	5,36 m	1,73 m	1,64 m	1	465 kg
	6	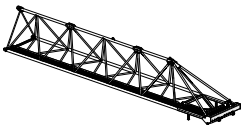	10,66 m	1,74 m	1,86 m	1	1280 kg

(*) **Parte rotante** - Slewing crane part - Parte rotativa - Drehender Kranteil - Partie tournante - Поворотная часть		**Lunghezza** Lenght Longitud Länge Longueur длина	**Larghezza** Width Anchura Breite Largeur ширина	**Altezza** Height Altura Höhe Hauteur высота	**Quantità** Quantity Cantidad Menge Quantité Количество	**Peso** Weight Peso Gewicht Poids вес
Fuori servizio - Out of service - Fuera de servicio - Außer Betrieb - Hors service - вышло из строя **82°**	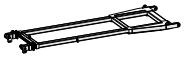	5,09 m	1,68 m	0,33 m	1	600 kg

V.3 - 10/22 - Subject to change without notice

MORITSCH 1962

Ingombri e pesi - Dimensions and weight - Dimensões e pesos - Abmessungen und Gewicht - Encombrement et poids - Габариты, размеры и вес

(*) **Parte rotante** - Slewing crane part - Parte rotativa - Drehender Kranteil - Partie tournante - Поворотная часть			**Lunghezza** Lenght Longitud Länge Longueur длина	**Larghezza** Width Anchura Breite Largeur ширина	**Altezza** Height Altura Höhe Hauteur высота	**Quantità** Quantity Cantidad Menge Quantité Количество	**Peso** Weight Peso Gewicht Poids вес
Controbraccio - Counterjib - Contraflecha - Gegenausleger - Contre-flèche - Контрстрела		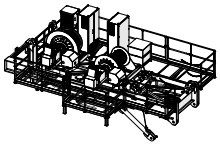	7,72 m	4,97 m	3,73 m	1	14890 kg
Cuspide - A-Frame - Caballette de pluma - Porte-flèche - портал стрелы			8,31 m	2,70 m	11,25 m	1	4830 kg
Cabina - Cabin - Cabina - Kabine - Кабина	**FM15**		4,62 m	1,92 m	2,53 m	1	2200 kg
Rotazione - Slewing unit - Rotacion - Drehen - Orientation - вращение **TM21**			3,29 m	2,81 m	2,47 m	1	8000 kg
Rotazione - Slewing unit - Rotacion - Drehen - Orientation - вращение **HP20**			2,52 m	2,81 m	2,90 m		9350 kg
Zavorramento - Counterweight - Bloque de contrapeso - Gegengewichtsblöcke - Bloc de contrepoid - Плиты противовеса	A	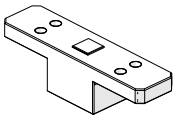	3,59 m	0,90 m	1,00 m	1	4100 kg
	B	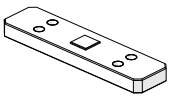	3,59 m	0,90 m	0,33 m	3	2300 kg
Bozzello - Block assembly - Gancho inferior - Block - Moufle - Полиспаст		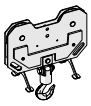	1,19 m	0,52 m	1,35 m	1	440 kg
Bozzellino - Auxiliary hoist block - Gancio superior - Block - Moufle auxiliaire - Полиспаст		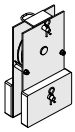	0,47 m	0,40 m	0,93 m	1	280 kg

Ingombri e pesi - Dimensions and weight - Dimensões e pesos - Abmessungen und Gewicht - Encombrement et poids - Габариты, размеры и вес

Torre - Tower - Torre - Turm - Tour - Башня		**Lunghezza** Lenght Longitud Länge Longueur длина	**Larghezza** Width Anchura Breite Largeur ширина	**Altezza** Height Altura Höhe Hauteur высота	**Peso** Weight Peso Gewicht Poids вес
TM23.6	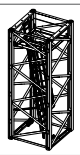	5,90 m	2,25 m	2,33 m	3676 kg
TM21.6	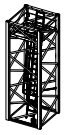	5,90 m	2,10 m	2,06 m	2600 kg
TM21 TB12		11,80 m	2,30 m	2,12 m	6470 kg
HP20 3.75	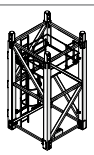	3,75 m	1,95 m	2,10 m	2972 kg
HP20 TB10		10,00 m	1,95 m	2,10 m	7000 kg

Ancoraggi - Anchors - Anclajes - Verankerungen - Anchorages - Анкера		**Lunghezza** Lenght Longitud Länge Longueur длина	**Larghezza** Width Anchura Breite Largeur ширина	**Altezza** Height Altura Höhe Hauteur высота	**Peso** Weight Peso Gewicht Poids вес
TM23 RT1		1,76 m	0,60 m	0,60 m	270 kg
TM21 RTB		1,76 m	0,60 m	0,60 m	315 kg
HP20 RTB1	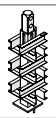	1,92 m	0,60 m	0,60 m	420 kg
HP20 RAP1		0,69 m	0,65 m	0,65 m	270 kg

V.3 - 10/22 - Subject to change without notice

MORITSCH CRANES S.R.L.

Via Ramentera, 52
32035 Santa Giustina - BL - Italy
+39 0437 1840396 - info@moritsch.it
www.moritsch.it

MORITSCH 1962