


Illinois Road
Wheelchair quilt
Finished quilt size: 33" x 43"

Coastal Quilters Guild
Community Quilts
Recipient for 2005 - Hospice of Santa Barbara



Fabrics needed:

1-1/4 yards of focus fabric
for plain blocks and borders
1/2 yard for block fabric #1
1/2 yard for block fabric #2
1/4 yard for inner border
1-1/4 yards for backing

Cutting

Focus print:

Cut (along the lengthwise grain)
2 borders 3-1/2" x 27-1/2"
2 borders 3-1/2" x 43-1/2"
Cut 17 (5-1/2") squares.

Inner Border


Cut (along the cross grain)
2 borders 1-1/2" x 25-1/2"
2 borders 1-1/2" x 37-1/2"

Blocks:

From each block fabric:
Cut 6 (1-3/4") strips
crossgrain from selvage to selvage


Assembly

1. Sew block fabric strips together along the long side. Press to darker fabric. Cut into 3" square units.



2. Sew four units together to make the Illinois Road block.

Blocks should measure 5-1/2". Make 18 blocks.



3. Alternating Illinois Road blocks with plain squares, sew blocks into rows.

Press seams to plain squares.

Sew rows together. Press seams in alternating directions.

4. Add borders. Baste and quilt as desired. Bind. Add a Coastal Quilters Guild label.