

DETROIT RADIANT

**RE-VERBER-RAY**

INFRARED RADIANT HEATERS®

PRODUCTS COMPANY

**COMPACT COMFORT**

SERIES ● UH ○ OFA

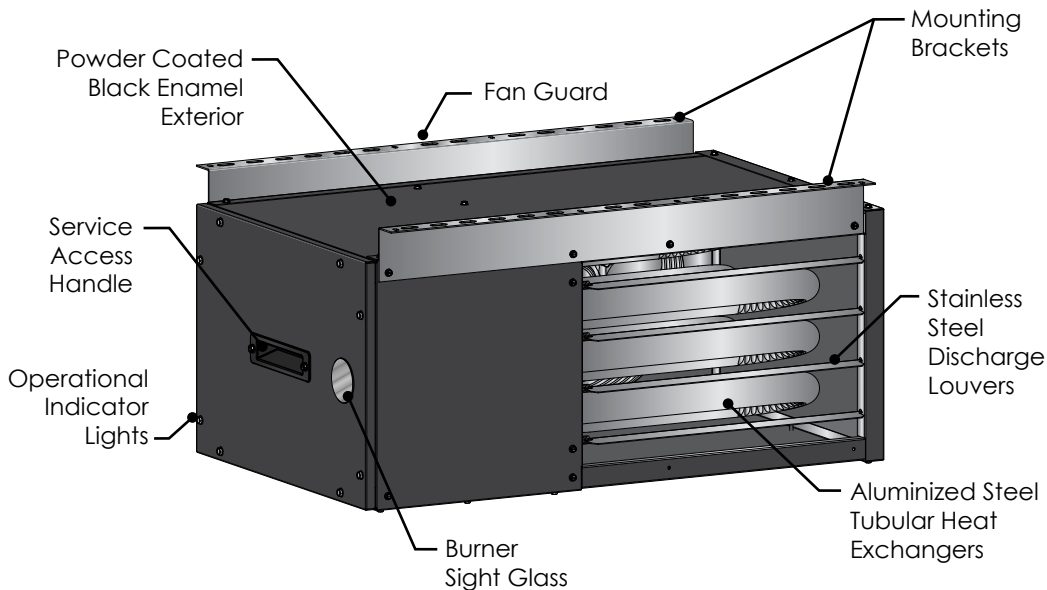
# UH SERIES

## GAS-FIRED, SEPARATED COMBUSTION UNIT HEATER

The UH Series line of gas-fired, tubular exchanger, induced draft hot air heaters are available for use in commercial, industrial, agricultural and residential applications. This line of heaters features a low profile design with a durable, powder-coated black enamel exterior and stainless steel louvers for an exceptional aesthetic appeal. The UH Series can be used as separated combustion or power-vented combustion out-of-the-box.



### PRODUCT FEATURES



- Compact, aesthetically pleasing construction.
- Easy to install with minimal assembly required.
- Integrated mounting brackets are standard.
- Operational indicator lights are standard.
- Finger proof fan guards are standard.
- All UH models can be rotated 180°.
- North American ETL certified for both indoor and residential use.

### TYPICAL APPLICATIONS

- Greenhouses
- Garages
- Check-in/out Areas
- Vestibules
- Entrance Ways
- Work Stations
- Spot or Total Building Heat

### DETROIT RADIANT PRODUCTS CO.

21400 Hoover Rd.  
Warren, MI 48089-3162

Phone: (586) 756-0950  
Toll Free: 1-800-222-1100  
Fax: (586) 756-2626  
E-mail: sales@drp-co.com

linkedin.com/company/2169708  
facebook.com/reverberray



### VISIT REVERBERRY.COM FOR:

- Product Specs
- CAD/Revit Library
- Parts Support
- Design Guidelines
- Dealer Locator
- Informative Videos
- Applications
- and More!

Learn more at [youtube.com/reverberray](https://youtube.com/reverberray)



# UH SERIES

## SPECIFICATIONS



### PRODUCT SPECIFICATIONS

<b>Input Range:</b>	30,000 to 75,000 BTU/h
<b>Gas Type:</b>	Natural or Propane
<b>Control Housing:</b>	Powder-coated Black Enamel
<b>Heat Exchangers:</b>	Tubular Aluminized Steel
<b>Certification:</b>	ETL Listed North America
<b>Limited Warranty:</b>	1-5-10 (Components-Exchangers-Burner)
<b>24V Controls:</b>	Thermostat Connection
<b>Indicator Lights:</b>	Standard

#### VOLTAGE:

- 120/60 Hz.VAC (primary).
- 24 VAC (thermostatic).
- Single phase.

#### MANIFOLD PRESSURE:

- NG: 3.5" W.C.
- LP: 10.0" W.C.

#### INLET PRESSURE:

- NG: 5.0 to 14.0" W.C.
- LP: 11.0 to 14.0" W.C.

#### GAS CONNECTION

- 1/2" N.P.T.
- Field connect to valve.

#### MOUNTING:

- Four (4) suspension points.
- Slotted mounting brackets accommodate joists on 16 or 24 inch centers.
- 180° mounting.

#### VENT & INLET CONNECTION:

- Category I or III venting.
- Rear, horiz. discharge/inlet.
- 3" to 4" inlet adapter included with UH-30 and UH-45 models.

#### CERTIFICATIONS:

- ANSI Z83.8/CSA 2.6
- Commercial/Industrial use.
- Residential use.
- Indoor use only.

#### OTHER

- External indicator lights.
- External thermostatic connection.
- Approved for elevations 0 - 2,000 ft. without modifications.
- Supplied standard as separated combustion.

MODEL	FLA AMPS	MOTOR TYPE	MOTOR HP	APPROX. CFM <sup>1</sup>	FAN DIAMETER	AXIAL FAN ROTATION	INLET & VENT CONNECTION
UH-30	2.7	SP	1/15	500	10 in.	CCW	3" O.D.
UH-45	2.7	SP	1/15	750	10 in.	CCW	3" O.D.
UH-60	4.0	PSC	1/12	975	14 in.	CCW	4" O.D.
UH-75	4.0	PSC	1/12	1250	14 in.	CCW	4" O.D.

<sup>1</sup> Calculated or approximate number.

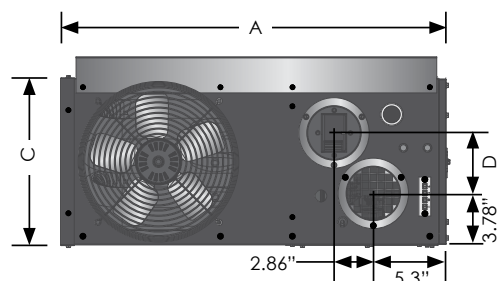
#### CLEARANCE TO COMBUSTIBLES (all models)

FRONT	TOP AND BOTTOM	ACCESS SIDE	NON-ACCESS SIDE	REAR	VENT CONNECTION
60 in.	1 in.	18 in.	1 in.	1 in.	6 in.
60 in.	1 in.	18 in.	1 in.	18 in.	6 in.

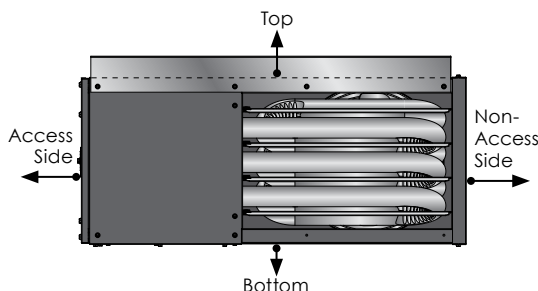
## AVAILABLE UH SERIES MODELS

MODEL NUMBER	GAS TYPE <sup>2</sup>	INPUT BTU/h	OUTPUT BTU/h	TYPICAL MOUNTING HEIGHT <sup>3</sup>	APPROX. HEAT THROW	AVERAGE AIR TEMP RISE	VENT LENGTH MIN.	VENT LENGTH MAX.	SHIP WEIGHT	HEATER WIDTH DIM "A"	HEATER DEPTH DIM "B"	HEATER HEIGHT DIM "C"	AIR TO VENT DIM "D"
UH-30	N or LP	30,000	24,000	8 to 12 Ft.	26 Ft.	45°F	3 Ft.	30 Ft.	77 Lbs.	28 in.	17 in.	12 in.	4.4 in
UH-45	N or LP	45,000	36,000	8 to 14 Ft.	28 Ft.	45°F	3 Ft.	30 Ft.	77 Lbs.	28 in.	17 in.	12 in.	4.4 in
UH-60	N or LP	60,000	48,000	10 to 16 Ft.	37 Ft.	45°F	3 Ft.	30 Ft.	98 Lbs.	28 in.	17 in.	17 in.	7.4 in
UH-75	N or LP	75,000	60,000	10 to 18 Ft.	39 Ft.	45°F	3 Ft.	30 Ft.	98 Lbs.	28 in.	17 in.	17 in.	7.4 in.

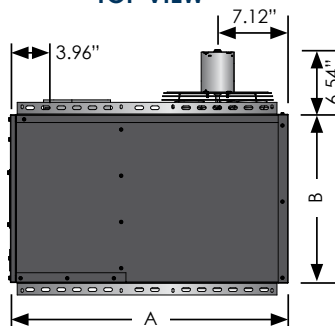
REAR VIEW



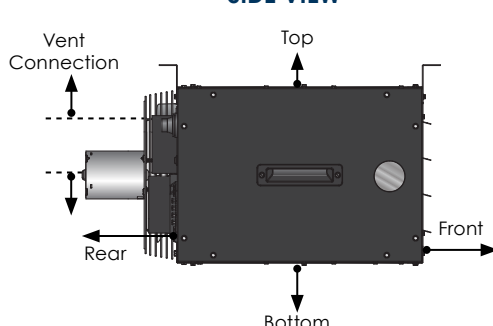
FRONT VIEW



TOP VIEW



SIDE VIEW



<sup>2</sup> Specify natural (N) or propane (LP) gas.

<sup>3</sup> Factory recommended mounting heights are provided as a guideline. Actual conditions may dictate variations from the above data.

Always maintain the published clearances to combustibles. Clearances published in UH Series manual and on warning label supersede data shown on this brochure.

Re-Verber-Ray® is a registered trademark of Detroit Radiant Products Company. Detroit Radiant Products Co. reserves the right to change product specifications without prior notice.

#### DISTRIBUTED BY:

