

DETROIT RADIANT

RE-VERBER-RAY

INFRARED RADIANT HEATERS®

PRODUCTS COMPANY

SERIES



## BAH SERIES

### MEDIUM WAVE ELECTRIC INFRARED SPACE HEATERS

Electric infrared heaters are the cleanest method of heating, taking nothing from the air and adding nothing to the air. They produce heat by running an electric current through a high-resistance element. BAH Series heaters are ideal for low output, low clearance to combustible areas, and in applications where gas and/or ventilation is not available or impractical.

#### ELECTRIC INFRARED



#### SPECIFIC QUARTZ-RAY ADVANTAGES

**Savings-** A custom-tailored Quartz-Ray installation can economically meet your heating needs for new construction or retrofitted for existing facilities.

**Control-** Provides heat when you want it; where you want it.

**Ease of Installation-** Special features built into every Quartz-Ray electric heater allows ease of installation in new or existing applications.

**Comfort-** Quartz-Ray electric heaters quietly focus energy efficient infrared rays on the floor area, maintaining the required comfort levels for people while reducing the stratification effects.

**Condensation-** Potential corrosion problems with stored steel products is eliminated by keeping the temperature above the dew point.

**Noise-** No fans, blowers, or moving parts reduces overall noise levels in the space.

#### PRODUCT FEATURES

- Voltage inputs of 120, 208, 240 and 575
- Six models available ranging from 0.5 kW to 4.0 kW
- Pollution free - no venting required
- Produces virtually instant heat
- 90-Day limited warranty
- CSA Design Certified

#### TYPICAL APPLICATIONS

- Loading Docks
- Sporting Facilities
- Shipping/Receiving
- Valet Areas
- Spot Heating
- Vestibules/Entrance Ways

#### DETROIT RADIANT PRODUCTS CO.

21400 Hoover Rd.  
Warren, MI 48089-3162

Phone: (586) 756-0950

Toll Free: 1-800-222-1100

Fax: (586) 756-2626

E-mail: [sales@drp-co.com](mailto:sales@drp-co.com)

[facebook.com/reverberray](https://facebook.com/reverberray)

[linkedin.com/company/2169708](https://linkedin.com/company/2169708)



#### VISIT REVERBERRAY.COM FOR:

- Product Literature
- Aftermarket Parts Support
- Distributor Locator
- CAD & Revit Drawing Library
- Design & Application Guidelines
- Informative Videos, and More!



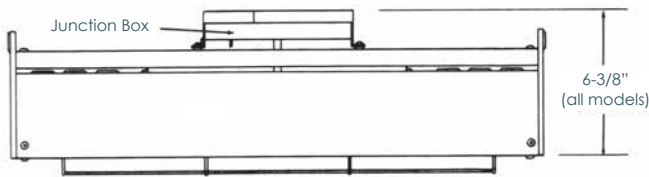
## SPECIFICATIONS

### AVAILABLE BAH MODELS

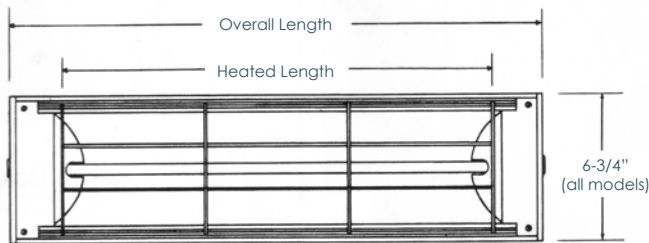
Models	Volts	kW	Watts	Amp	Phase	Equivalent BTU's	Overall Length	Width	Height	Ship Weight	Cert.
BAH-18-A-05	120	0.5	500	4.2	Single	1,700	18 in.	6.75 in.	6.40 in.	8 lbs.	CSA
BAH-25-A-10	120	1.0	1,000	8.3	Single	3,400	25 in.	6.75 in.	6.40 in.	10 lbs.	CSA
BAH-25-B-10	208	1.0	1,000	4.8	Single	3,400	25 in.	6.75 in.	6.40 in.	10 lbs.	CSA
BAH-25-C-10	240	1.0	1,000	4.2	Single	3,400	25 in.	6.75 in.	6.40 in.	10 lbs.	CSA
BAH-35-A-17*	120	1.7	1,750	14.0	Single	5,900	35 in.	6.75 in.	6.40 in.	13 lbs.	CSA
BAH-35-B-17*	208	1.7	1,750	8.3	Single	5,900	35 in.	6.75 in.	6.40 in.	13 lbs.	CSA
BAH-35-C-17*	240	1.7	1,750	7.0	Single	5,900	35 in.	6.75 in.	6.40 in.	13 lbs.	CSA
BAH-45-B-25*	208	2.5	2,500	12.0	Single	8,500	45 in.	6.75 in.	6.40 in.	16 lbs.	CSA
BAH-45-C-25*	240	2.5	2,500	10.0	Single	8,500	45 in.	6.75 in.	6.40 in.	16 lbs.	CSA
BAH-60-B-30 †*	208	3.0	3,000	14.0	Single	10,200	60 in.	6.75 in.	6.40 in.	20 lbs.	CSA
BAH-60-C-30 †	240	3.0	3,000	12.0	Single	10,200	60 in.	6.75 in.	6.40 in.	20 lbs.	CSA
BAH-60-C-40 †*	240	4.0	4,000	16.5	Single	13,500	60 in.	6.75 in.	6.40 in.	20 lbs.	CSA
BAH-60-D-40 †	575	4.0	4,000	7.0	Single	13,500	60 in.	6.75 in.	6.40 in.	20 lbs.	CSA

\* Stocked unit. † Truckline only.

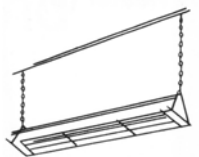
### BAH SERIES DIMENSIONS & TECHNICAL INFORMATION



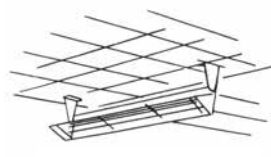
SIDE VIEW



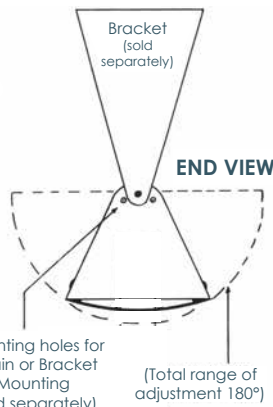
BOTTOM VIEW



CHAIN MOUNTING



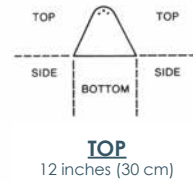
CEILING OR WALL SURFACE MOUNTING



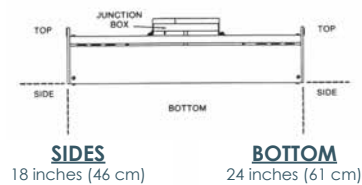
END VIEW

Mounting holes for Chain or Bracket Mounting (sold separately)  
(Total range of adjustment 180°)

### Clearance to Combustibles



TOP  
12 inches (30 cm)



SIDES  
18 inches (46 cm)      BOTTOM  
24 inches (61 cm)

Clearances to combustibles **must** be maintained. Clearances are measured from the radiant surface and/or heater bottom to the nearest combustible surface. It is essential that the position and the angle of the installation avoids any possibility of curtains, draperies, or other flammable material coming in contact with the heater.

### ⚠ WARNING

To Prevent Serious Injury or Death:

This heater is **NOT** for home or recreational use. **DO NOT USE** in the home, mobile home, RV's, campers, tents, etc.

DISTRIBUTED BY:

