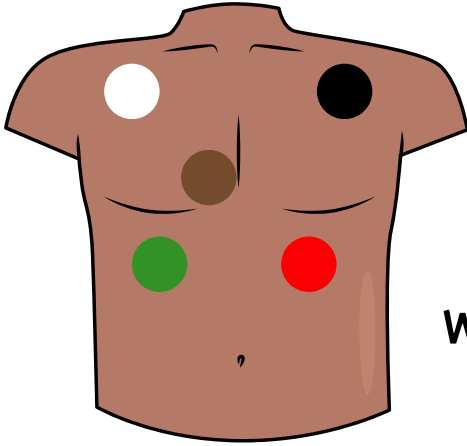



# 5 LEAD EKG PLACEMENT

*The Future Nurse Finds*



"White on right"  
"Clouds over grass"  
"I heart chocolate"  
"Smoke over fire"

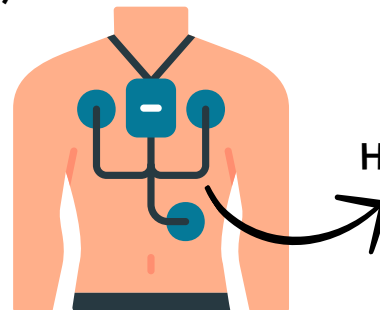


## What is a 5 Lead EKG?

- Consists of 4 limb leads and 1 precordial lead
- Monitors electrical activity in the heart
- Provides continuous monitoring (Telemetry)

## Other Forms of Heart Monitoring:

- EKG (12 Lead, Stress Test, Signal-Averaged)
- Holter Monitor
- Loop Monitor
- Mobile Cardiac Telemetry



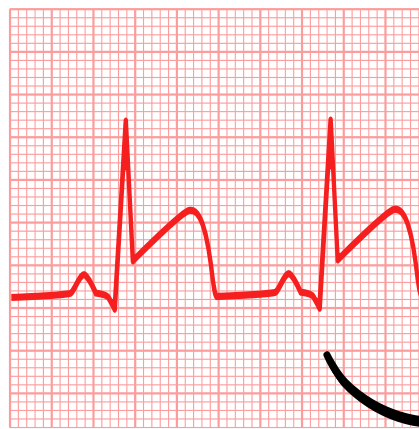
Holter Monitor

## Types of Abnormal Heart Rhythms:

- Atrial Fibrillation
- Atrial Flutter
- Paroxysmal Supraventricular Tachycardia
- Ventricular Tachycardia
- Ventricular Fibrillation

## Symptoms of Arrhythmias:

- Chest pain
- Palpitations
- Shortness of breath
- Dizziness



Myocardial  
Infarction on EKG