



## Potency Results

**Sample Name:** *Strawberry Strudel*

**Client:** Black Tie

**Client Batch ID:**

Pinnacle-Analytics.com  
3549 Lear Way, Suite 101  
Medford OR 97504  
P:(541)300-8217

**Sample ID:** rC-H-302-F519

**Matrix:** Flower

**Prep Analyst:** Jeff A.

**Analysis Method:** 0717363 H3 1-27-2025 #1.lcm

**Sampling Method:** N/A

**Reference Method:** JCB 2009: HPLC/DAD

**Analysis Batch:** 3-18-2025 H3 302 Flower

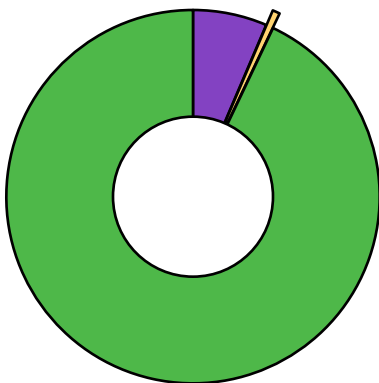
Date Sampled: 3/18/2025

Date Reported: 3/19/2025

Client License: N/A

For R&D Purposes Only

**Total THC** (THCA\*0.877+d9-THC) **23.7%**  
**Total CBD** (CBDA\*0.877+CBD) **0%**  
**Moisture Content** **8.87%**



■ CBGA  
■ d9-THC  
■ THCA


Cannabinoid	% Weight	mg/g
CBDV	<LOQ	<LOQ
CBDA	<LOQ	<LOQ
CBGA	1.85	18.5
CBG	<LOQ	<LOQ
CBD	<LOQ	<LOQ
THCV	<LOQ	<LOQ
CBN	<LOQ	<LOQ
d9-THC	0.184	1.84
d8-THC	<LOQ	<LOQ
CBC	<LOQ	<LOQ
THCA	26.8	268.0
<b>Total Cannabinoids</b>	<b>28.83</b>	<b>288.0</b>

\*ORELAP Accredited Analyte

Limit Of Quantitation: 0.1%, analyte not measured



These test results may not be altered or reproduced except in full without the permission of Pinnacle Analytics. These results were generated following the Oregon Administrative Rules and in accordance with the NELAP Institute under ORELAP License #4152  
Report generated by Flex\_Potency\_Rev1\_2-9-2025

  
Kris Ford, PhD  
Lab Director



## Quality Control Results

**Analyst:** Jeff A.

**Analysis Batch:** 3-18-2025 H3 302 Flower

Pinnacle-Analytics.com  
3549 Lear Way, Suite 101  
Medford OR 97504  
P:(541)300-8217

	Duplicate RPD		LCS % Recovery		Method Blank	
	H-O-F509-b	Limit	C-FL-031825	Limits	C-FB-031825	Limit
<b>CBDA</b>	<LOQ%	30%	98.1%	90-110%	<LOQ/2	LOQ/2
<b>CBD</b>	<LOQ%	30%	105.0%	90-110%	<LOQ/2	LOQ/2
<b>d9-THC</b>	1.53%	30%	103.0%	90-110%	<LOQ/2	LOQ/2
<b>d8-THC</b>	<LOQ%	30%	102.0%	90-110%	<LOQ/2	LOQ/2
<b>THCA</b>	0.671%	10%	96.6%	90-110%	<LOQ/2	LOQ/2


RPD: Relative Percent Difference between unknown sample and its duplicate

LCS: Laboratory Control Sample with known concentration

Case Comments: There were no divergences from ordinary Quality Control procedures or SOPs.



These test results may not be altered or reproduced except in full without the permission of Pinnacle Analytics. These results were generated following the Oregon Administrative Rules and in accordance with the NELAP Institute under ORELAP License #4152  
Report generated by Flex\_Potency\_Rev1\_2-9-2025

  
Kris Ford, PhD  
Lab Director