

(Effective as of: June 30, 2026)

**NOTE: This Document is Not a Solicitation for Financing** – (See [Important Cautionary Note](#)). The Financing if and when Announced & Solicited will be made available to Accredited Investors who are advised to Consult with Professional Investment Advisor to Make Investing Decision.

**PROPOSED/PLANNED PRIVATE PLACEMENT: CAD \$ 2 MILLION (Price/Unit TBD)**

<b>Private Placement</b> Objective/Planned/Proposed	<b>If Brokered</b> <a href="#">Bought Deal</a>	<b>Gross Proceeds:</b>	<b>Up to CDN \$</b> <b>\$ 2,000,000</b>
<b>Price Per Unit:</b> Planned / Proposed	<b>CAD</b> <b>\$ TBD</b>	<b>Agents' Option:</b> Proposed - Additional <b>Units</b>	<b>Up to # Units</b> <b>TBD</b>
<b>Units for Issue:</b> Planned / Proposed	<b>Up to # Units</b> <b>TBD</b>	<b>Total Proceeds:</b> Total Potential Proceeds	<b>CAD \$</b> <b>\$ TBD</b>
<b>Unit Structure:</b> Planned / Proposed <a href="#">With Acceleration Clause</a>	<b>Common Share</b> <b>+ ½ Warrant (WRNT)</b>	<b>Warrant (WRNT) Exercise:</b> \$ Price & Terms	<b>CAD \$ TBD Per Share</b> <b>XX Months from Closing</b>

**USE OF PROCEEDS**



**Advancement of Jervis Project VMS-Focused Exploration Program (Including Drilling)**

[Jervis Project Exploration, Acquisition of New Projects Under Review and General Working Capital](#)

**JERVIS PROJECT**

**Gambier Group Rocks Host the Jervis Project & Britannia VMS Deposit/Mine** ([Now a museum](#))

**Jervis Project** HIGHLY PROSPECTIVE WITHIN GAMBIER GROUP TREND HOSTING THE **Britannia Mine**

<p><b>Jervis Project</b></p> <p><b>Sampling Results</b></p> <p><b>Ranging Up to Highs</b></p> <ul style="list-style-type: none"> <li>• 1.92% copper (Cu)</li> <li>• 24.9% zinc (Zn)</li> <li>• 9.98 oz/ per tonne ("oz/t") <sup>283g/t</sup> Ag</li> <li>• Au <a href="#">Reliable Data Not Available</a></li> </ul> <p><b>CEO'S VIDEO</b></p>  <p><b>BRITANNIA VIDEO</b></p>  <p><b>Click-Above to View-Videos</b></p>	<p><b>Britannia Deposit/Mine</b></p> <p><b>Mine-Life (70 Years)</b></p> <p><b>Produced Roughly 47.8 million tonnes</b></p> <ul style="list-style-type: none"> <li>• 1.1% copper ("Cu")</li> <li>• 0.65% zinc ("Zn")</li> <li>• 6.8 grams per tonne ("g/t") silver ("Ag")</li> <li>• 0.6 g/t gold ("Au")</li> </ul> <p><b>ONCE THE LARGEST COPPER PRODUCER</b> <b>IN BRITISH COMMONWEALTH</b></p>
---	--

**COMPANY TEAM**

**Award Winning Team Having Track Record / Invested and Committed to Success**

**Team Committed to Success**

**Team Members are Significant Shareholders**

**Award Winning Team**

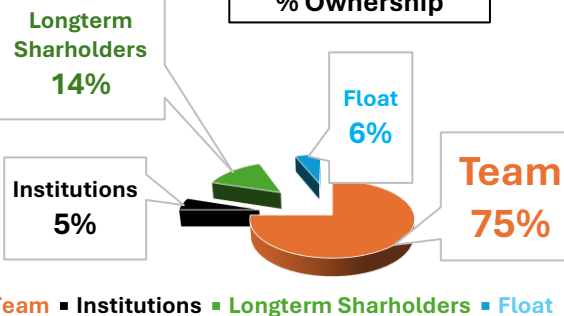
**Team Has A Proven Record of Discovering, Permitting, Building & Operating Mines**

**Team's History/ Track Record**

**World-Class Discoveries by a Proven Team**

**Black Butte Copper**    **Gahcho Kue**    **Kolwezi**  
Copper                      Diamonds                      Copper

**SHAREHOLDERS**  
**% Ownership**



Click on TEAM Member Photograph to View Profile Details [Names/Positions Provided on Last Page](#)

## JERVIS PROPERTY – FEATURED PROJECT

### Previous Exploration Work

Jervis Project is Highly Prospective VMS Project with Promising Results

Jervis Project on Trend (55 Km – NW) of Britannia Mine within Gambier Group Rocks

The Odds for Finding an Economic Deposit Increase 10-Fold Along Trend of Existing Mines

Statistically, when Exploring Highly Prospective Property on Trend of an Existing Mine

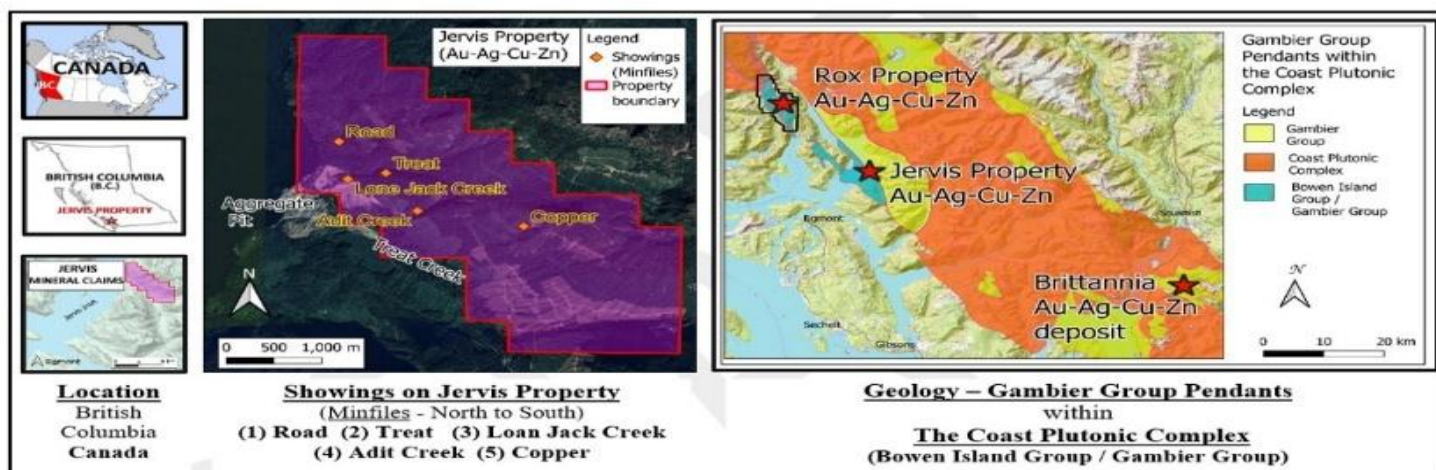
1993 Soil Sampling Program Outlined Strong & Coherent Anomaly

Sampling Highs: (Two Km Anomaly) 1.92% Cu, 24.9% Zn, 9.98 oz/t Ag<sup>(283 gt)</sup> & Au\*

Extending In a Broad Northwest Northeast Trending Band

Jervis Project will be Advanced Using Modern Technology by an Award-Winning Team [See Last Page]

Modern Exploration Technology Designed Specifically for Targeting VMS-Style Mineralization



The Jervis Project has a long exploration history, with open cuts and adits dating back to the 1920s. Approximately 1,371 metres of drilling (\* Kidlark & Yacoub, 1989 – see below) were completed in the late 1960s and early 1970s, but these efforts focused on targeted limited surface showings without applying a VMS exploration model, as required.

Subsequent programs—including rock and soil sampling, as well as magnetic (“MAG”) and very low frequency electromagnetic (“VLF”) surveys in 1989 and 1993—highlighted the potential for Britannia-style mineralization.

**Previous Exploration Programs (Up to early 1970’s) did not Prioritize Stratigraphic Analysis**

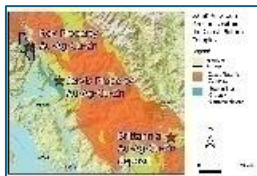
**Which is Essential, as Demonstrated (Per 1989 & 1993 Surveys) for Effective VMS Targeting**

**Raj Chowdhry stated** “Exploration programs previously conducted and publicly disclosed on the Jervis property likely represent an investment of approximately \$750,000 to \$1,000,000 in today’s dollars. When combined with the promising results ranging up to highs of 1.92% Cu, 9.98 oz/t Ag, and 24.9% Zn, within the highly prospective Gambier Group trend hosting the Britannia Deposit/Mine, from historical sampling, the Jervis Project acquisition has brought the Company and shareholders substantial value, and an exciting opportunity with immense upside. What an ideal way for the Company to kick-start the capitalization on the Jr-Mining Sector-Upturn and strengthen our ability to continue to build and enhance shareholder value. The Company will continue patiently to wait for right market conditions (grant of mining permits for adjacent projects) prior to further advancing the Company’s long held *Gnome Project* (Cobalt/Zinc). The Company’s Award-Winning Team, having minimized dilution through the mining sector downturn period, which is finally now behind us, is now looking forward to aggressively acquiring additional projects in the Americas, with some projects currently under advanced negotiations.”

## COMPANY IS PURSUING ADDITIONAL ACQUISITIONS

**Projects are Currently Under Review & Advanced Negotiations in Americas for Additional Acquisitions.**

**Canada, United States of America, Mexico, Chile & Argentina**



### Current Projects of the Company

[Jervis Project](#)

[Gnome Project](#)



## COMPANY SHARE CAPITAL & STRUCTURE

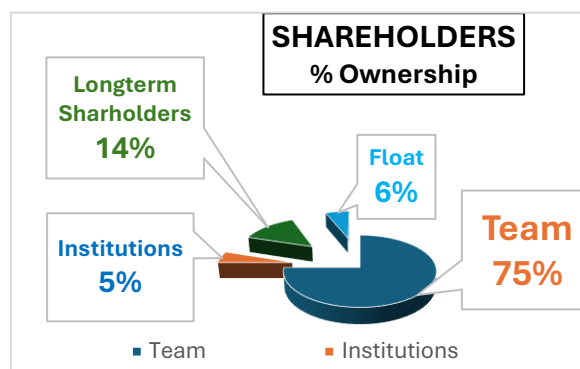
**AsiaBaseMetals Inc.** incorporated on August 11, 2009 under the laws of British Columbia, Canada became an independent publicly reporting company (effective September 30, 2009), upon receipt of a British Columbia Court (the “**B.C. Court**”) approval of a statutory plan of arrangement under the *Business Corporations Act* (British Columbia) (the “**Plan of Arrangement or “POA”**) undertaken by Sandfire Resources America Inc. (**TSX.V: SFR**) under its previous name Tintina Resources Inc. (name changed effective February 2, 2018). The completion of the B.C. Court and TSX Venture Exchange approved POA (“**Spin-Out**”) on October 8, 2009<sup>1</sup>, lead to AsiaBaseMetals Inc’s shares being listed for trading on the TSX Venture Exchange on November 3, 2009.

### Reporting & Trading Status [[View SEDAR Filings](#)] Listed TSX.V: **ABZ**<sup>1</sup>

#### SHARE CAPITAL

**March 31, 2026**

<ul style="list-style-type: none"> <li>• <b>Common Shares</b> Issued &amp; Outstanding: <span style="float: right;"><b>50,292,871</b></span></li> <li>• <b>Stock Options</b> - Outstanding <span style="float: right;"><b>3,325,000</b></span> <b>Note # 1</b> - See Below for Details</li> <li>• <b>Warrants</b> - Outstanding <span style="float: right;"><b>3,072,143</b></span> <b>Note # 2</b> - See Below for Details</li> </ul>		
<b>Fully Diluted</b>		<b>56,690,014</b>



#### **Note # 1** - Stock Options Outstanding

2,675,000	Expiring March 30, 2028 – Price CDN \$ 0.20 per Share
400,000	Expiring November 2, 2028 – Price CDN \$ 0.20 per Share
250,000	Expiring January 31, 2029 – Price CDN \$ 0.20 per Share

**3,325,000 (CAN \$ 665,000 Upon Full Exercise)**

#### **Note #2** - Warrants Outstanding

3,072,143	Expiring April 26, 2027 – Price CDN \$ 0.14 per Share
-----------	---

**3,072,143 (CAN \$ 430,100 Upon Full Exercise)**

### Want to Know More About the Company & Upcoming Opportunity?

View CEO & Chairman’s [Latest Update Message](#) on Company’s Website

## COMPANY'S TEAM & PROFESSIONAL ASSOCIATES

Note: Full Profile Details Provided on Website [\[Click on Image\]](#)

### Board Of Directors



**Rajinder Chowdhry (Raj)**  
 Director – Executive Chairman  
 CEO & President  
 Audit & Comp Committee Member



**Henry Park (Henry)**  
 Director – Independent  
 Audit & Comp Committee Member



**Terrylene Penstock (Terry)**  
 Director  
 CFO



**Bruce Bragnolo (Bruce)**  
 Director – Independent  
 Audit Committee Member

### Advisory Board Members



**Andrew Bowering (Andy)**  
 Advisory Board Member



**Joe Piekenbrock (Joe)**  
 Advisory Board Member



**Bob Jacko (Bob)**  
 Advisory Board Member



**Sorin Posescu (Sorin)**  
 Advisory Board Member



**Kash Heed (Kash)**  
 Advisory Board Member



**Yuvraj S. Solanki (Yuvraj)**  
 Advisory Board Member



**Akbar Hassanally (Akbar)**  
 Advisory Board Member



**Paul Gibbons (Paul)**  
 Advisory Board Member

### Professional Associates

#### Canadian Counsel



#### US Counsel



#### Transfer Agent



#### Auditor



**CAUTIONARY NOTE:** This presentation is not directed to, or intended for distribution to or use by, any person or entity that is a citizen or resident or located in any locality, state, country or other jurisdiction where such distribution, publication, availability or use would be contrary to law or regulation or which would require any registration or licensing within such jurisdiction. This presentation does not constitute or form a part of, and should not be construed as an offer, solicitation or invitation to subscribe for, underwrite or otherwise acquire, any securities of AsiaBaseMetals, nor shall it or any part of it form the basis of or be relied on in connection with any contract or commitment whatsoever. [more...](#)