AsiaBaseMetals

Listed and Trading: TSX Venture Exchange
Trading Symbol: TSX.V: ABZ

Doc-5-1 · Web | Website

Corporate: CEO & Chairman Message
Effective: October 1, 2026

NOTE – PDF Version of Document – Available on Website (Document Library) – Active Links – BLUE

CEO & CHAIRMAN'S MESSAGE — CORPORATE UPDATE

Exploration to Production

We Find, Acquire and Advance World-Class Critical Mineral Projects

Americas Focus: Canada, U.S.A., Mexico, Argentina, Chile, Brazil, Colombia and Venezuela

CAPITAL STRUCTURE — AS AT SEPTEMBER 30, 2026 | **Up to CDN$2,000,000 — Financing Anticipated**

50,562,871	3,125,000	2,712,143	56,400,014	$4,550,586	Minimal
SHARES OUTSTANDING	STOCK OPTIONS	WARRANTS	FULLY DILUTED	MARKET CAP	CASH

CAUTIONARY NOTE – This document contains forward-looking statements - and is subject to the cautionary disclaimers set out in this document (see last page of document) and on the AsiaBaseMetals Inc. (the "Company") website (for Full-Readability). This document is not an offer or solicitation to buy or sell securities. The company's public disclosure is filed on SEDAR+.

▶ **Watch Live - Chairman & CEO Corporate Presentation and Jervis Project Presentation — (Website: asiabasemetals.com)**

Company is Capitalizing on the Junior Exploration Mining Sector-Upturn

An Upturn in the Junior Mining-Sector Now Gaining Momentum

ABOUT THE COMPANY

Team Profile – provided in Appendix 1

AsiaBaseMetals Inc. (TSX.V: ABZ) (the "Company"), a Futura Capital Group company, is a mineral exploration and development company advancing highly prospective Jervis Project [copper zinc silver and gold volcanogenic massive sulphide (VMS-Style)] and the Gnome Project (zinc/cobalt) in British Columbia, Canada. The Company's proven team (the "Team") is also targeting stable jurisdictions across the Americas for additional acquisitions.

Team comprises Management, Board of Directors and Advisory Board.

Chairman & CEO Presentation



Click-Image View Video

Discussions For Several New Project Acquisitions Approaching Advanced Stage Reviews and Negotiations

PROJECTS- Currently Owned

The Company owns the following projects:

- Jervis Project sits 55 km northwest of, and on trend with, the Britannia Mine, within the VMS-prospective Gambier Group rocks. The same trend hosts the Rox project, 20 km northwest of Jervis, held presently by project generator Kenorland Minerals Ltd. (TSX.V: KLD). The Project is about 80 km northwest of Vancouver and 11 km north of Egmont on the Sunshine Coast, within the traditional territory of the Shíshálh First Nation.

  See Heading **Jervis Project – Flagship / Featured** for Summarized Highlights and **Appendix 2-1** – Jervis Project for details

Britannia – Once the Largest Copper Mine in the British Commonwealth



- **Gnome Project** strategically located in the **Kechika Trough** of the regionally extensive **Selwyn Basin**, a district that hosts several significant deposits. The Company plans to advance Gnome Project exploration prudently, guided by the permitting timeline for mining permits on the adjacent **Cirque** and **Cardiac Creek** projects.

  Note: ZincX completed a $1,820,000 financing on September 11, 2026, and appointed Dr. Quinton Hennigh, San Cristobal CEO and a participant in the financing, as a director. (**News Release Sep 11, 2026**)

  See **Appendix 2-2** – Gnome Project for details

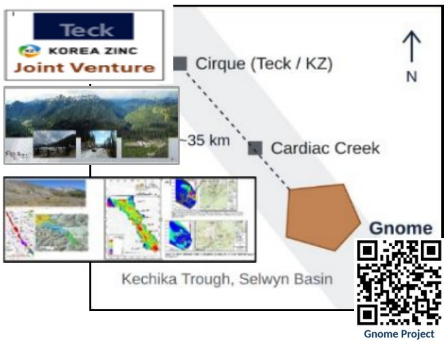

PROVEN TEAM

A Proven Track-Record of Discovery and Value Creation

The Company is anchored by a proven **Team** with a proven track record of discoveries, development, production, and value creation. Team Profile – provided in Appendix 1

The **Team** includes a member recognized with the **2009 Thayer Lindsley Award** and the **2015 Colin Spence Award**, both for International Discovery, for contributions to Alaska's giant **Donlin Gold** deposit and high-grade **Bornite Copper** deposit.

AWARDS GRANTED TO TEAM

2009 Thayer Lindsley Award **

International Discovery (**Joe Piekenbrock – Team Member -Advisory Board**)

2015 Colin Spence Award**

International Discovery (**Joe Piekenbrock – Team Member - Advisory Board**)

**** For contributions to Alaska's giant Donlin Gold deposit and the high-grade Bornite copper deposit.**

CORPORATE UPDATE

What's New

- **Jervis Project Acquired**

  View - Heading Jervis Project (Flagship Project)
  & Appendix 2-1 for Details

  VMS-Style Project (Cu, Zn, Ag, Au) **having a 2 Km identified anomaly** sits 55 Km northwest on trend of the **Britannia Mine** (once the largest copper producer in the British Commonwealth – **70 year mine-life**) within the VMS-prospective **geological trend of the Gambier Group rocks**, which also hosts the *Rox project* (20 Km northwest of Jervis) held by Kenorland Minerals Ltd.

  ▸ **Drilling Planned on Jervis Project** **(fiscal Q3–Q4 2027: Apr–Sep 2027)**

Jervis Project Presentation



Click-Image View Video

- **Financing - Anticipated and Being Planned**

  View - Heading Anticipated Planned Financing
  & Appendix 7 for Details

  The Company anticipates and is planning to undertake and complete a staged financing (the "**Financing**") for up to **CDN$ 2,000,000** on terms and price yet to be finalized and announced by the Company via News Release ("**NR**") to advance its existing projects (**Jervis Project** and **Gnome Project**), to continue to review and **acquire additional projects in the Americas** and for working capital.

MINING SECTOR UP-TURN Details Appendix 5

The senior mining-sector up-turn began in 2025; the junior-exploration up-turn has now arrived in 2026 and is gaining momentum. Having acquired the **Jervis Project**, NR the Company is now planning its exploration work, including drilling (fiscal Q3–Q4 2027: Apr–Sep 2027), and is actively pursuing additional advanced stage acquisitions across the Americas, with several reviews and negotiations already at an advanced stage.

Company Minimized Expenditures (including Exploration) and Shareholder Dilution ▶ **Awaiting an Up-Turn from Past Decade-Long Mining-Sector Down-Turn** ▶ **Mining-Sector Cycle Up-Turn has Now Arrived and Gaining Momentum**

Why Copper – Why Now

Copper demand is being driven by population and middle-class growth led by India and China, electrification and AI-driven power demand, the need to replace aging infrastructure in developed economies, and trade and tariff pressures on the movement of metal. At the same time, supply is constrained by a long-running shortage of new discoveries and the multi-year lead times and permitting hurdles required to bring new mines online.

(See **Appendix 6** – Analysts, Mining-Sector Leaders & Publications)

INDUSTRY LEADERS

Publicly Point to a Structural Copper Shortfall Over Up-Coming Decade

Video remarks from individuals noted below are available on the Company's website. (Selected from Appendix 6)



Robert Friedland Ivanhoe Mines



Rob McEwen McEwen Mining



Mike Henry BHP

▲ Click-Images Above - View Videos

▶ Learn More About Copper and the Superb Opportunity VIDEO

THE COPPER SUPPLY GAP

The World Is Projected to Be ~10 Mt Short of Copper by 2040

Refined demand keeps climbing, while new mine supply can't keep pace

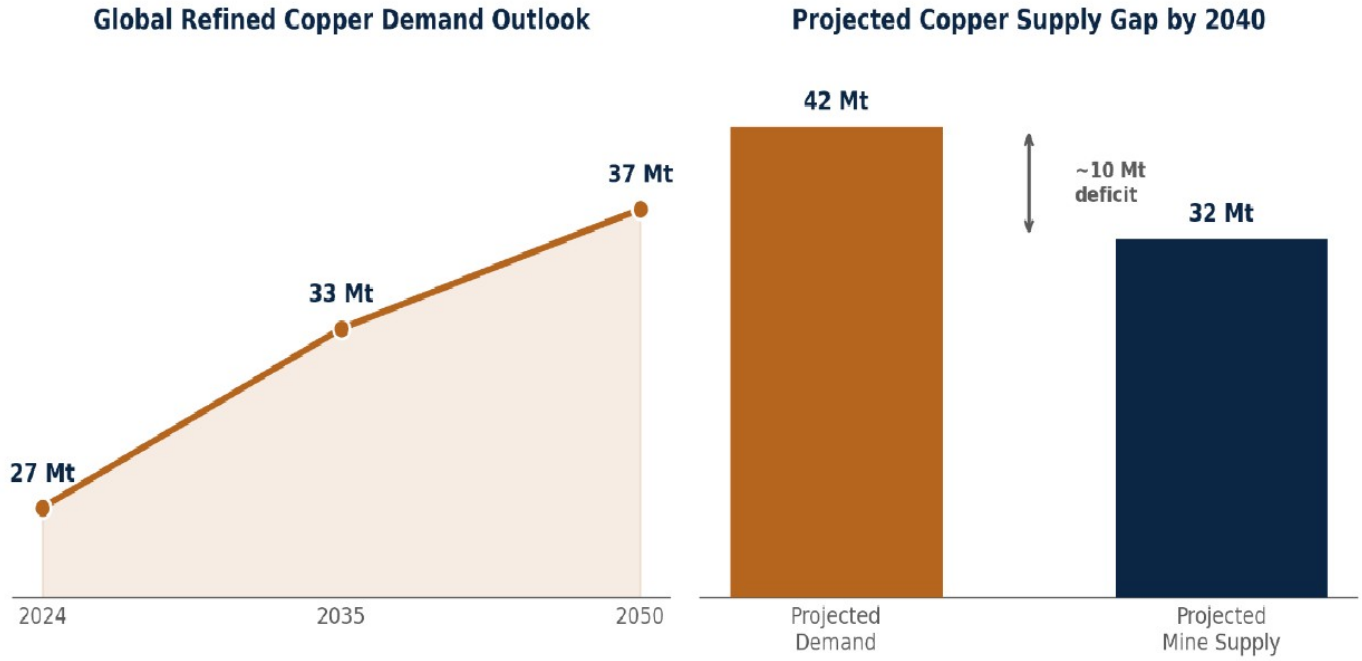

Sources: IEA Global Critical Minerals Outlook; Carbon Credits; S&P Global, "Copper in the Age of AI" (Jan. 2026). Third-party estimates, subject to change.

JERVIS PROJECT — FLAGSHIP / FEATURED

Jervis Project - VMS-style — Cu, Zn, Ag, Au — 100% owned, 1,000 hectares, British Columbia, Canada. The Project having a 2 Km identified anomaly sits 55 Km northwest on trend of the **Britannia Mine** (once the largest copper producer in the British Commonwealth) within the VMS-prospective **geological trend of the Gambier Group rocks**, which also hosts the Rox project (20 Km northwest of Jervis) held by Kenorland Minerals Ltd., a successful project generator (TSX.V: KLD). Jervis Project is located approximately 80 km northwest of Vancouver, BC, and 11 km north of the community of Egmont on the Sunshine Coast; within the traditional territory of the **Shíshálh First Nation**. Mineral Claims Consultation Framework completed

Note: With the Mineral Claims Consultation Framework (MCCF) completed, one claim was granted to the Company on December 5, 2025, and the second claim on July 22, 2026, completing the MCCF for the whole Project.

2 Km ANOMALY

Jervis Project - Coherent 2 Km Mineralized Anomaly Outlined

Extending in a Broad Northwest–Southeast Trending Band (1993 Soil-Sampling Program)

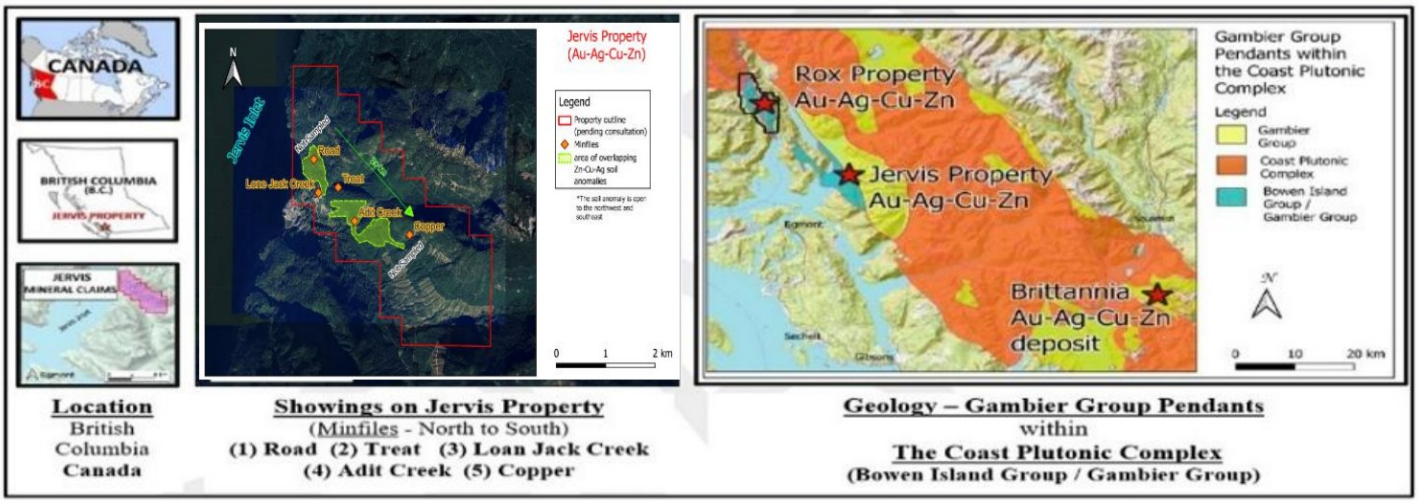

Jervis Project — location and geological setting along the VMS-prospective Gambier Group trend.

Jervis Project is "Highly Prospective - Opportunity"

Prior Exploration Work as Required Failed to Apply a Modern VMS Exploration Model + **Prior Exploration Work Only Targeted Limited Surface Showings**

Prior work — open cuts and adits dating to the 1920s, roughly 1,371 m of drilling in the late 1960s and early 1970s, and rock/soil sampling with magnetic and VLF surveys in 1989 and 1993.

Proven Team Will Explore and Advance Jervis Project Correctly as VMS Model + **Use Modern Technology Designed for Targeting VMS-Style Mineralization**

Future work — The Company's proven team (the "**Team**") will advance Jervis Project using modern exploration technology designed specifically for VMS-style mineralization, with drilling planned for fiscal Q3–Q4 2027 (Apr–Sep 2027) (See **Appendix 2-1** – Jervis Project for details)

JERVIS PROJECT - - Gambier Group Rocks Trend - - **BRITANNIA MINE**

Jervis Project on Trend with Britannia Mine - Once One of The World's Largest Copper Mines

Britannia Mine - Largest Copper Mine in The British Commonwealth - 70-Year Mine-Life now a museum.

Project Name	Copper (Cu)	Zinc (Zn)	Silver (Ag)	Gold (Au)
Jervis Sampling Highs	1.92%	24.9%	283 g/t (9.98 oz/t)	Reliable data not available
Britannia Production Grade	1.1%	0.65%	6.8 g/t	0.6 g/t

Note: *mineralization on adjacent or nearby properties is not necessarily indicative of mineralization on the Jervis Project.*

Britannia Mine Produced 47.8 Million Tonnes Over A ~70-Year Mine Life

(See **Appendix 2-1** – Jervis Project for details)

Jervis Project 2 Km Anomaly - Identified

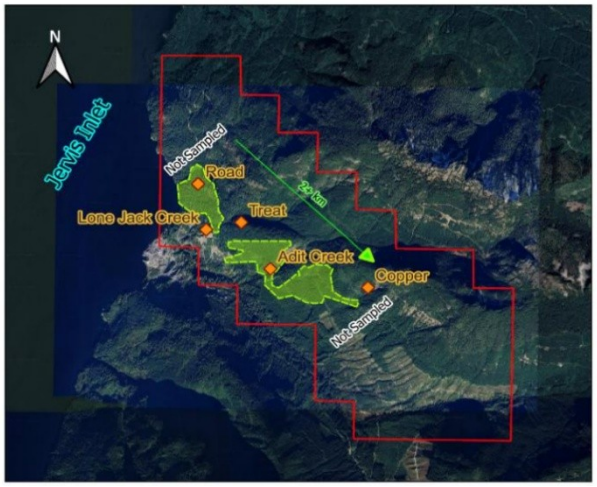

Jervis Property (Au-Ag-Cu-Zn)

Legend
- Property outline (pending consultation)
- Minfiles
- area of overlapping Zn-Cu-Ag soil anomalies

*The soil anomaly is open to the northwest and

Jervis Project

0 1 2 km





The historic Britannia mine — once one of the largest copper producers in the world & largest in the British Commonwealth (now a museum)

Rox Project context. Rox is held by Kenorland Minerals, a successful project generator (TSX.V: KLD) whose notable shareholders include Sumitomo Metal Mining Co. Ltd. and John Tognetti, Chairman Emeritus of Haywood Securities.

THE GNOME PROJECT

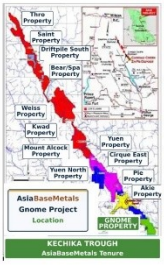

Zn / Co — 100% owned, ~1,800 hectares, British Columbia. Gnome is strategically located in the Kechika Trough of the regionally extensive Selwyn Basin, a district that hosts several significant deposits. It lies approximately 35 km southeast of the Cirque deposit (a 50/50 Teck / Korea Zinc joint venture) and near ZincX Resources' Cardiac Creek **deposit.**

The Company plans to advance Gnome Project exploration prudently, guided by the permitting timeline for the granting of mining permits on the adjacent Cirque and Cardiac Creek projects.

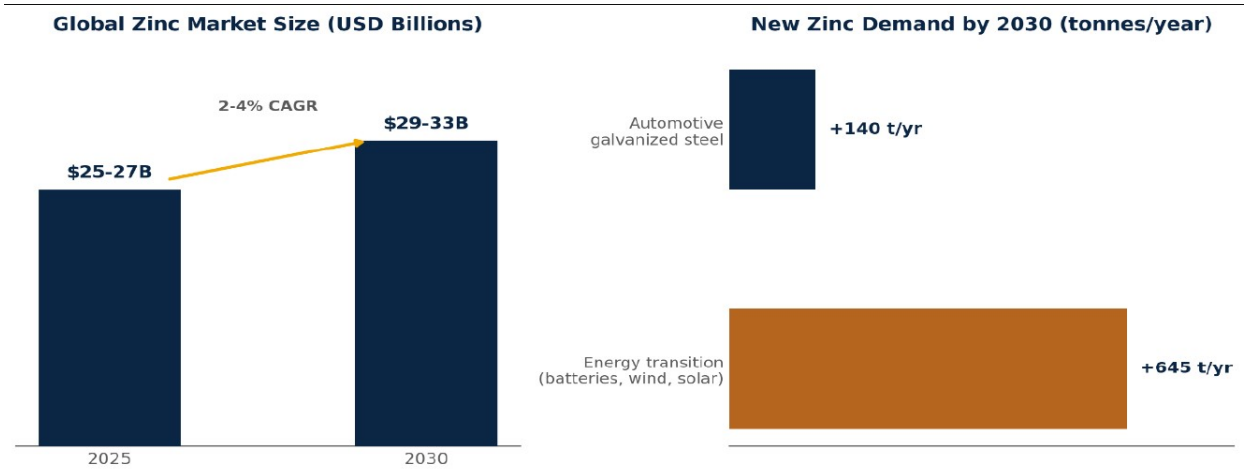

Sources: ResearchAndMarkets Zinc Global Market Insights; International Zinc Association. Third-party estimates, subject to change.

Gnome Project

KECHIKA TROUGH · GNOME PROJECT AREA

Same Neighborhood, Early-Stage Entry Point

Gnome: under $1 million spent to date vs. $80M+ at Cirque and $100M+ at Cardiac Creek

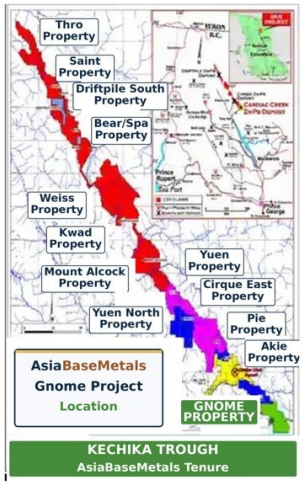

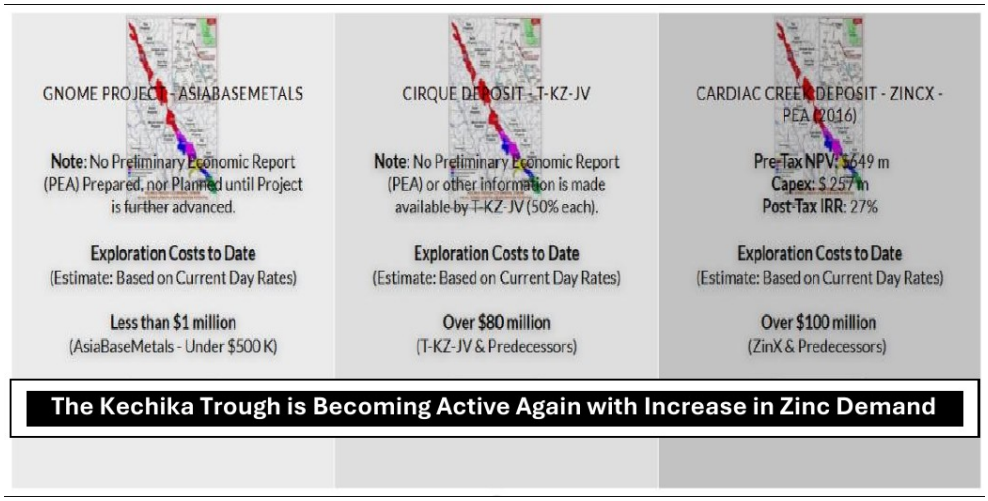

Gnome Project claims (green) in the Kechika Trough, Selwyn Basin, British Columbia

Note: mineralization on adjacent or nearby properties is not necessarily indicative of mineralization on the Gnome Project. (See **Appendix 2-2** – Gnome Project for details)

COMPANY TEAM

Proven Team with a Track Record – Committed & Invested

AsiaBaseMetals is led by an experienced management and technical team — management, directors, advisory board, and consultants — headed by Rajinder Chowdhry ("**Raj**"), CEO and Chairman. The team brings proven experience across the full mining lifecycle: discovery, capital raising, permitting, mine development, operations, and value creation. The Team includes a member recognized with the 2009 Thayer Lindsley Award and the 2015 Colin Spence Award, both for International Discovery, for contributions to Alaska's giant Donlin Gold deposit and high-grade Bornite Copper deposit. The team members are significant shareholders aligning their interests directly with shareholders. (see **Appendix 1** – Company Team for profiles)

Team Accomplishments

World-Class Discoveries

OUR TEAM'S ACCOMPLISHMENTS — WORLD-CLASS DISCOVERIES

Discovery	Type	Location	Company	Market cap high
Smucker & Sun	VMS-style	Alaska, U.S.A.	Valhalla Metals Inc.	**$181 million (2026)**
Black Butte	Copper	Montana, U.S.A.	Sandfire Resources America Inc.	**$320 million (2021)**
Gahcho Kué	Diamonds	NWT, Canada	Mountain Province Diamonds Inc.	**$550 million (2011)**
Kolwezi	Copper	Congo, DRC	America Mineral Fields Inc.	**$500 million (1997)**

***NOTE: AsiaBaseMetals' founding team has a track record of building shareholder value across prior ventures**, including Valhalla Metals Inc (Smucker & Sun Projects, Tintina Resources / Sandfire Resources America (Black Butte Copper Project), Camphor Ventures / Mountain Province Diamonds (Gahcho Kué Project/Mine), and America Mineral Fields / Adastra Minerals (Kolwezi Project/Mine).*

Our Team is Invested

Company's Proven Team is Invested and Committed To Success

Team with a Proven Track-Record Are Significant Shareholders (75% of Issued Stock)

Experienced & Successful

- Discovering Deposits
- Permitting Projects
- Building Mines
- Operating Mines

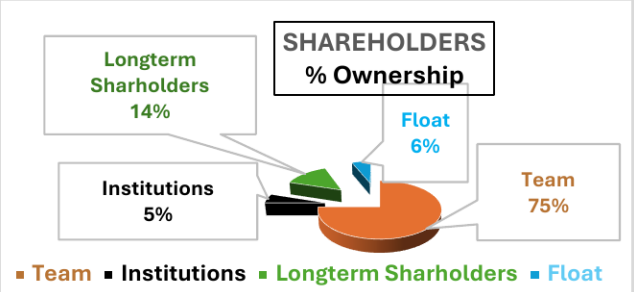

Raj Chowdhry – CEO -is Now Focused Solely on AsiaBaseMetals

The Company is headed by **Rajinder Chowdhry** (Raj), CEO and Chairman. Having completed his guidance of both companies he co-founded alongside Rick Van Nieuwenhuyse (Sandfire Resources America Inc. – formerly Tintina Resources Inc.) and Valhalla Metals Inc. Raj is fully focused on AsiaBaseMetals. (See **Appendix 1** – Company Team for profiles)

PEER VALIDATION

Two companies Raj co-founded illustrate the path the team is pursuing again. Sandfire Resources America (market cap $220 million – as of June 11, 2026) completed its pre-feasibility study for the Black Butte Copper project (December 16, 2025) and has received final construction permits, advancing toward build-out. Valhalla Metals (market cap $181 million – as of June 11, 2026) announced its Smucker Project transaction with Teck American Inc. . (April 21, 2026) and closed an oversubscribed $15 million financing (June 1, 2026).

ANTICIPATED PLANNED FINANCING

Anticipated Private Placement Financing : Unit **Financing** - Each unit will likely consist of one common share plus one-half warrant. The private placement has not yet been announced - pending determination of final amount, pricing and terms by the Company. (See **Appendix 7** – Use of Anticipated Planned Financing Proceeds)

Pricing: The Company intends to raise market awareness of its acquisition of the Jervis Project, renewed interest in zinc and activity in the Gnome project area, and its ongoing review of additional acquisition opportunities across the Americas. Management believes that, as the market recognizes the potential of the Jervis Project, the Gnome Project, and the Company's broader acquisition strategy, the Company will be better positioned to announce Private Placement at a favourable price and minimize dilution.

Company Will Announce the Anticipated Financing Pursuant to the Rules Of TSX.V ▶ **Upon the Market Becoming Fully Informed - Based on The Market Price**

In management's judgement the anticipated financing will likely be non-brokered, and participants will qualify only if they are accredited investors. Investors should verify accredited-investor rules with their financial advisor (see **Appendix 8** for assistance).

USE OF PROCEEDS

- Exploration programs at the Jervis Project, including drilling (fiscal Q3–Q4 2027: Apr–Sep 2027) – Set Out in Appendix 7
- Review and acquisition of additional mineral projects across the Americas (Canada, USA, Mexico, Argentina, Chile), several at an advanced stage of negotiation.
- Working capital and general corporate purposes.

Summary – Exploration Program at Jervis Project

Phase	Timing	Cost (C$)	Total Spent by End of Phase
Preliminary: Compilation, LiDAR, permitting, engagement	Winter	$50k – $65k	$65k
Phase - 1: Mapping and lithogeochemistry	Spring/summer	$285k – $300k	$365k
Phase - 2: Airborne and ground EM	Summer	$125k – $150k	$515k
Phase - 3: Scout drilling, 2,000 m	Summer/fall	$1.15M – $1.25M	about $1.75M
Phase - 4: Follow-up drilling	Year 2+	$2.5M – $4.5M	about $4– $6M+

INVESTMENT HIGHLIGHTS

- **High-grade VMS exposure.** Jervis shows favourable geological indicators and historical assays consistent with polymetallic sulphide systems.
- **Leverage to the copper and base-metals cycle.** Positioned for strengthening demand for copper, zinc, and associated metals.
- **Execution-focused management.** Proven across discovery, financing, permitting, and development.
- **Disciplined capital structure.** Limited dilution through the downturn enhances leverage to recovery.
- **Strong insider ownership.** Alignment between management, board, and shareholders.
- **Near-term catalysts.** Jervis drilling (fiscal Q3–Q4 2027: Apr–Sep 2027), potential acquisitions, and financing execution.
- **Peer validation.** Recent Sandfire and Valhalla milestones point to improved access to capital and renewed sector interest.

COMPANY HISTORY & CAPITAL STRUCTURE

AsiaBaseMetals was established as a spin-out company (Spin-Co) through a plan of arrangement undertaken by Sandfire Resources America Inc. (name changed from Tintina Resources Inc.in 2018) under Raj Chowdhry, who served as founding CEO and Co-Chairman alongside Rick Van Nieuwenhuyse. Tintina was later renamed Sandfire Resources America Inc. (2018). (See **Appendix 4** – Company History)

SHARE CAPITAL (AS OF: SEPTEMBER 30, 2026) Details – Appendix 3

Common shares (issued & outstanding)	**50,562,871**
Stock options outstanding Average Exercise Price $0.20/Share	3,125,000
Warrants outstanding Average Exercise Price $0.14/Share	2,712,143
Fully diluted shares	**56,400,014**

Listed on **TSX.V** (symbol: **ABZ**). Regulatory filings on **SEDAR+**

The Company subsequently completed its own plan of arrangement in 2020, creating three new companies for shareholders of record.

Mantra Exploration Inc.	Mantra 2 Real Estate Inc.	Mantra Pharma Inc.
(MEI)	(M2R)	(MPh)

Note: The three companies intend to seek a listing on a Stock Exchange (Likely CSE or TSX.V)

LOOKING FORWARD

The mining sector has emerged from its decade-long downturn. With the senior market recovery underway and momentum now returning to junior exploration, the Company is well positioned to advance Jervis, progress Gnome in step with regional permitting, pursue attractively priced acquisitions across the Americas, and continue strengthening the **Team** — building and enhancing shareholder value while minimizing shareholder dilution. (See **Appendix 5** – Mining Sector Bull Market)

MINING IS A HIGH-RISK HIGH REWARD BUSINESS.

The Company Manages Risk Through a Disciplined, Experienced Team + **And by Diversifying Across Multiple Prospective Projects**

Lastly, with the Company having embarked on its new journey to capitalize on the junior exploration mining sector-upturn, the Company is considering a name change to better reflect its future and brand. Once, decided, the Company will announce its decision via a news release.

On behalf of the Company and personally, I thank you for your continued support.

Regards,



Raj Chowdhry
CEO & Chairman - AsiaBaseMetals Inc.
E-Mail: contact@FuturaCapitalLtd.com

Join Us & Participate - Let's Seize the Immense Opportunity for Success Together

▸ *Note : Appendices and Help Desk Provided - See Next-Page*

Cautionary Disclaimer & Forward-Looking Statements

CAUTIONARY DISCLAIMER & FORWARD-LOOKING STATEMENTS – **This is a condensed summary; the complete legal information and cautionary disclaimer is available in the company's website (for Full-Readability), and forms part of this document.** This document is not directed to, or intended for distribution to or use by, any person or entity that is a citizen or resident or located in any locality, state, country or other jurisdiction where such distribution, publication, availability or use would be contrary to law or regulation or which would require any registration or licensing within such jurisdiction. this presentation does not constitute or form a part of, and should not be construed as an offer, solicitation or invitation to subscribe for, underwrite or otherwise acquire, any securities of the Company, nor shall it or any part of it form the basis of or be relied on in connection with any contract or commitment whatsoever.

Forward-Looking Statements. This document contains forward-looking information within the meaning of Canadian securities laws — including statements about asset acquisitions, financing and use of proceeds, exploration and development plans, and potential mineralization. such statements are not guarantees; actual results may differ materially due to risks including failure to obtain exchange or regulatory approvals, failure to raise funds on the proposed terms or at all, mineral-exploration risk, commodity-price and currency fluctuations, permitting and environmental requirements, and other factors. Readers should not place undue reliance on forward-looking statements. the company disclaims any obligation to update them except as required by law.

Technical Information. Mr. Helgi Sigurgeirson, a consultant to the company, is a qualified person under national instrument 43-101 (NI 43-101) and has reviewed and approved the scientific and technical information herein. historical results referenced are non-compliant with NI 43-101; a qualified person has not done sufficient work to classify them as current mineral resources or reserves, and they are not treated as such. information on adjacent or nearby properties is not necessarily indicative of mineralization on the company's projects.

Notice. neither the TSX Venture Exchange nor its regulation services provider accepts responsibility for the adequacy or accuracy of this material. this material does not represent an offer or recommendation to buy or sell securities and is not a solicitation for financing.

APPENDICES

Summarized supporting information referenced in the CEO & Chairman's Corporate Update.

APPENDIX 1 Company Team
APPENDIX 2-1 Jervis Project
APPENDIX 2-2 Gnome Project
APPENDIX 3 Share Capital Structure Reporting & Trading Status
APPENDIX 4 Company History
APPENDIX 5 Mining Sector Bull Market
APPENDIX 6 Analysts, Mining-Sector Leaders & Publications
APPENDIX 7 Use of Anticipated Planned Financing Proceeds
APPENDIX 8 Accredited Investors

NOTE: The Legal Information & Cautionary Disclaimer *Covering the Appendices appears in the main body of this document (see Previous Page Above).*

APPENDIX 1 — COMPANY TEAM

A proven team with a proven track record — and significant shareholders.

AsiaBaseMetals is led by an experienced management and technical team under Rajinder Chowdhry ("Raj"), CEO and Chairman. The team has demonstrated success across the full mining lifecycle; discovery, capital raising, permitting, mine development, operations, and value creation. Members of the team are significant shareholders (75% of outstanding stock), aligning their interests with those of all shareholders. Full profiles are available on the Company's website.

BOARD OF DIRECTORS — 4 MEMBERS

	NAME	ROLE
	Rajinder Chowdhry (Raj)	Executive Chairman; CEO & President — Audit Committee, Compensation Committee
	Henry Park (Henry)	Director (Independent) — Audit Committee, Compensation Committee
	Terrylene Penstock (Terry)	Director; Chief Financial Officer
	Bruce Bragagnolo (Bruce)	Director (Independent) — Audit Committee

MANAGEMENT — 2 MEMBERS

	NAME	ROLE
	Rajinder Chowdhry (Raj)	Executive Chairman; CEO & President — Audit Committee, Compensation Committee
	Terrylene Penstock (Terry)	Director; Chief Financial Officer

▸ *See Next Page for Advisory Board Members*

ADVISORY BOARD

7 MEMBERS

	NAME	ROLE
	Andrew Bowering (Andy)	Advisory Board Member
	Joe Piekenbrock (Joe)	Advisory Board Member
	Bob Jacko (Bob)	Advisory Board Member
	Sorin Posescu (Sorin)	Advisory Board Member
	Yuvraj S. Solanki (Yuvraj)	Advisory Board Member
	Akbar Hassanally (Akbar)	Advisory Board Member
	Paul Gibbons (Paul)	Advisory Board Member

APPENDIX 1 — COMPANY'S TEAM & PROFESSIONAL ASSOCIATES

Note: Full Profile Details Provided on Website Click Image to View

Board Of Directors



Rajinder Chowdhry (Raj)
Director – Executive Chairman
CEO & President
Audit & Comp Committee Member



Henry Park (Henry)
Director – Independent
Audit & Comp Committee Member



Terrylene Penstock (Terry)
Director
CFO



Bruce Bragagnolo (Bruce)
Director – Independent
Audit Committee Member

Advisory Board Members



Andrew Bowering (Andy)
Advisory Board Member



Joe Piekenbrock (Joe)
Advisory Board Member
Thayer Lindsley Award (2009)
Colin Spence Award (2015)



Bob Jacko (Bob)
Advisory Board Member



Sorin Posescu (Sorin)
Advisory Board Member



Yuvraj S. Solanki (Yuvraj)
Advisory Board Member



Akbar Hassanally (Akbar)
Advisory Board Member



Paul Gibbons (Paul)
Advisory Board Member

Professional Associates

Canadian Counsel	US Counsel	Transfer Agent	Auditor
DuMoulin Black	Dorsey always ahead	Computershare	manning elliott

CAUTIONARY NOTE: This presentation is not directed to, or intended for distribution to or use by, any person or entity that is a citizen or resident or located in any locality, state, country or other jurisdiction where such distribution, publication, availability or use would be contrary to law or regulation or which would require any registration or licensing within such jurisdiction. This presentation does not constitute or form a part of, and should not be construed as an offer, solicitation or invitation to subscribe for, underwrite or otherwise acquire, any securities of AsiaBaseMetals, nor shall it or any part of it form the basis of or be relied on in connection with any contract or commitment whatsoever. more...

APPENDIX 2-1 — JERVIS PROJECT

We are in the "Right Area" for the "Right Reasons" and at the "Right Time."

Jervis Project - VMS-style — Cu, Zn, Ag, Au — 100% owned, 1,000 hectares, British Columbia, Canada. The Project having a 2 Km identified anomaly sits 55 Km northwest on trend of the Britannia Mine (once the largest copper producer in the British Commonwealth) within the VMS-prospective geological trend of the Gambier Group rocks, which also hosts the Rox project (20 Km northwest of Jervis) held by Kenorland Minerals Ltd., a successful project generator (TSX.V: KLD). Jervis Project is located approximately 80 km northwest of Vancouver, BC, and 11 km north of the community of Egmont on the Sunshine Coast; within the traditional territory of the Shíshálh First Nation. Mineral Claims Consultation Framework completed

Note: With the Mineral Claims Consultation Framework (MCCF) completed, one claim was granted to the Company in 2025 and the second claim on July 22, 2026, completing the MCCF for the whole Project.

A Strong, Coherent 2 km Anomaly Identified/Outlined

Exploration work programs conducted in 1989 and 1993 which included rock and soil sampling, plus magnetic (MAG) and very-low-frequency electromagnetic (VLF) surveys highlighted the potential for Britannia-style mineralization. A coherent 2 km mineralized anomaly was outlined by these programs, extending in a broad northwest–southeast trending band, sampling highs reached 1.92% Cu, 24.9% Zn, and 9.98 oz/t Ag (283 g/t), with gold also present.

Jervis Project — location and geological setting along the VMS-prospective Gambier Group trend.

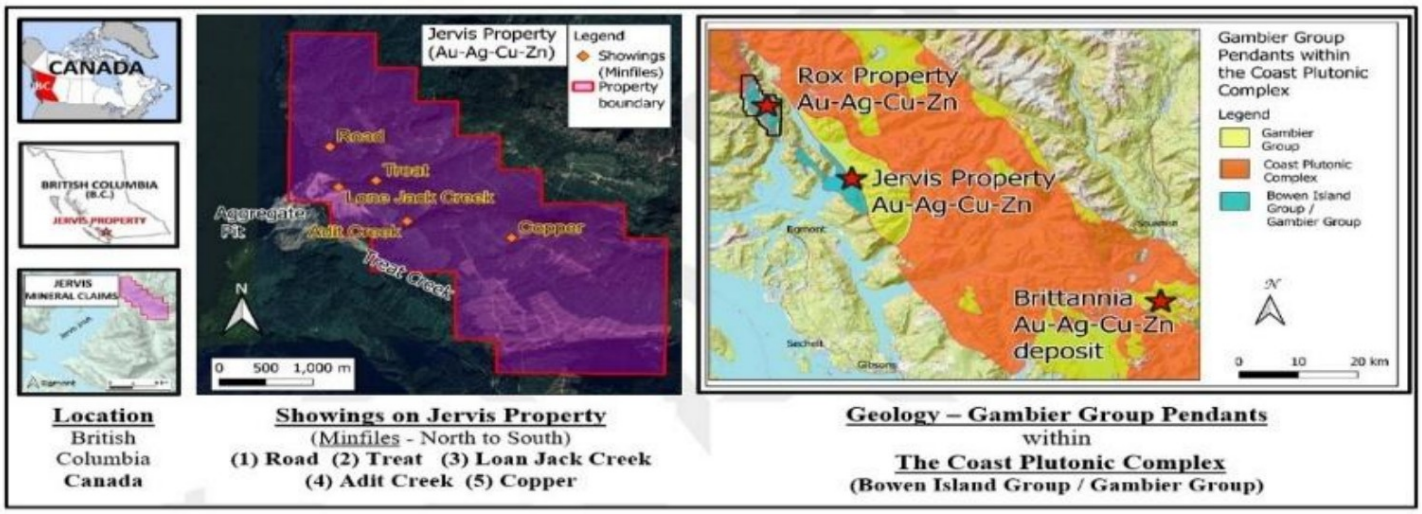



Jervis Project 2 Km Anomaly





The historic Britannia mine — once the largest copper producer in the British Commonwealth, now a museum

PROVEN TEAM WILL ADVANCE/EXPLORE JERVIS PROJECT

USE MODERN TECHNOLOGY DESIGNED FOR TARGETING VMS-STYLE MINERALIZATION

Using Modern Technology Specifically Designed for Targeting VMS-Style Mineralization

JERVIS PROJECT - - Gambier Group Rocks Trend - - **BRITANNIA MINE**

Jervis Project on Trend with Britannia Mine - Once One of The World's Largest Copper Mines

Britannia Mine - Largest Copper Mine in The British Commonwealth - 70-Year Mine-Life now a museum.

Project Name	Copper (Cu)	Zinc (Zn)	Silver (Ag)	Gold (Au)
Jervis Sampling Highs	1.92%	24.9%	283 g/t (9.98 oz/t)	Reliable data not available
Britannia Production Grade	1.1%	0.65%	6.8 g/t	0.6 g/t

Note: *mineralization on adjacent or nearby properties is not necessarily indicative of mineralization on the Jervis Project.*

Britannia Mine produced 47.8 million tonnes over a ~70-year mine life.

Exploration History and Planned Work by AsiaBaseMetals

Prior work — The Jervis Project has a long exploration history, with open cuts and adits dating back to the 1920s. Approximately 1,371 m of drilling (Kidlark & Yacoub, 1989) was completed in the late 1960s and early 1970s. But this work was focused on limited surface showings without applying a VMS exploration model.

Subsequent programs, including rock and soil sampling, plus magnetic (MAG) and very-low-frequency electromagnetic (VLF) surveys in 1989 and 1993 — highlighted the potential for Britannia-style mineralization. A coherent 2 km mineralized anomaly was outlined by these programs , extending in a broad northwest–southeast trending band.

Crucially - Earlier Programs Did Not Prioritize Stratigraphic Analysis That Is Essential for Effective VMS Targeting.

Prior work

Previous Owners - Open cuts and adits dating to the 1920s, roughly 1,371 m of drilling in the late 1960s and early 1970s, and rock and soil sampling with magnetic and VLF surveys in 1989 and 1993.

PREVIOUS OWNERS – EXPLORATION PROGRAMS

DID NOT APPLY MODERN VMS EXPLORATION MODEL AS REQUIRED

- Failed To Recognize and Test A VMS-System
- Prior Work Targeted Limited Surface Showing Only
- Failed to Test an Exceptional VMS-Style Opportunity

PRIOR WORK FAILED TO TARGET AND TEST VMS-SYSTEM

Future work

AsiaBaseMetals - The Company's proven Team will advance Jervis Project using modern exploration technology designed specifically for VMS-style mineralization, as required.

ASIABASEMETALS – EXPLORATION PROGRAMS

APPLY MODERN VMS EXPLORATION MODEL AS APPROPRIATE

- Planned Work to Target VMS-System
- Phased Work – Surveys and Drilling Fiscal Q3–Q4 2027
- Test an Exceptional VMS-Style Opportunity

PLANNED WORK TO TARGET AND TEST VMS-STYLE SYSTEM

Jervis Project Presentation

Video Highlighted from Company Website



Click-Image View Video

Raj Chowdhry stated: *"Exploration previously conducted and publicly disclosed on the Jervis property likely represents an investment of approximately $750,000 to $1,000,000 in today's dollars. Combined with the rock and soil sampling, plus magnetic (MAG) and very-low-frequency electromagnetic (VLF) surveys in 1989 and 1993 which outlined a 2 km anomaly showing promising historical sampling highs of 1.92% Cu, 9.98 oz/t Ag, and 24.9% Zn, the Jervis acquisition offers the Company substantial value — an ideal way to begin capitalizing on the junior mining-sector upturn and to continue building shareholder value."*

Rox Project context. Rox is held by Kenorland Minerals, a successful project generator (TSX.V: KLD) whose notable shareholders include Sumitomo Metal Mining Co. Ltd. and John Tognetti, Chairman Emeritus of Haywood Securities.

▸ *See Next Page for the Appendix 2.2 Gnome Project*

APPENDIX 2-2 — GNOME PROJECT

Strategically located in the Kechika Trough of the regionally extensive Selwyn Basin.

The **Gnome Project** (Zn / Co; 100% owned, acquired in 2008 and currently held) comprises approximately 1,800 hectares of contiguous claims in the **Kechika Trough** of the Paleozoic **Selwyn Basin**, British Columbia — a district that hosts several significant deposits. The project lies approximately 35 km southeast of the **Cirque deposit** (a 50/50 **Teck** / **Korea Zinc** joint venture) and near ZincX Resources' **Cardiac Creek** deposit.

The Company plans to advance Gnome exploration prudently — including deeper drilling — guided by market conditions and the permitting timeline for the granting of mining permits on the adjacent Cirque and Cardiac Creek projects

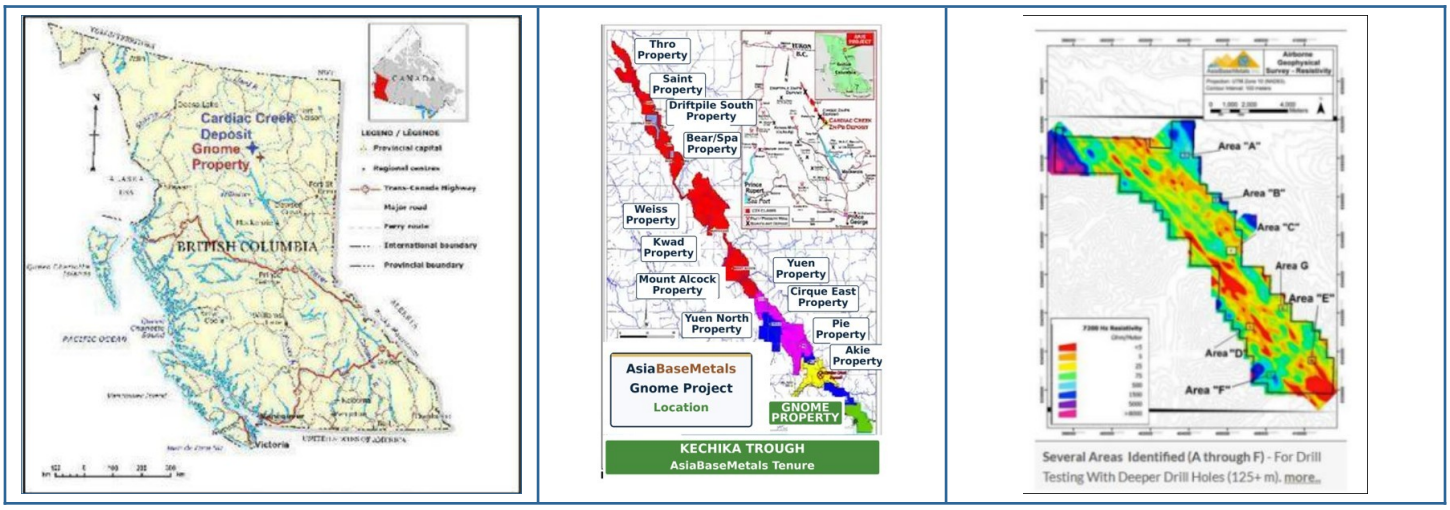

Gnome Project location in the Kechika Trough, British Columbia

KECHIKA TROUGH · GNOME PROJECT AREA

Same Neighbourhood, Early-Stage Entry Point

Gnome: under $1 million spent to date vs. $80M+ at Cirque and $100M+ at Cardiac Creek

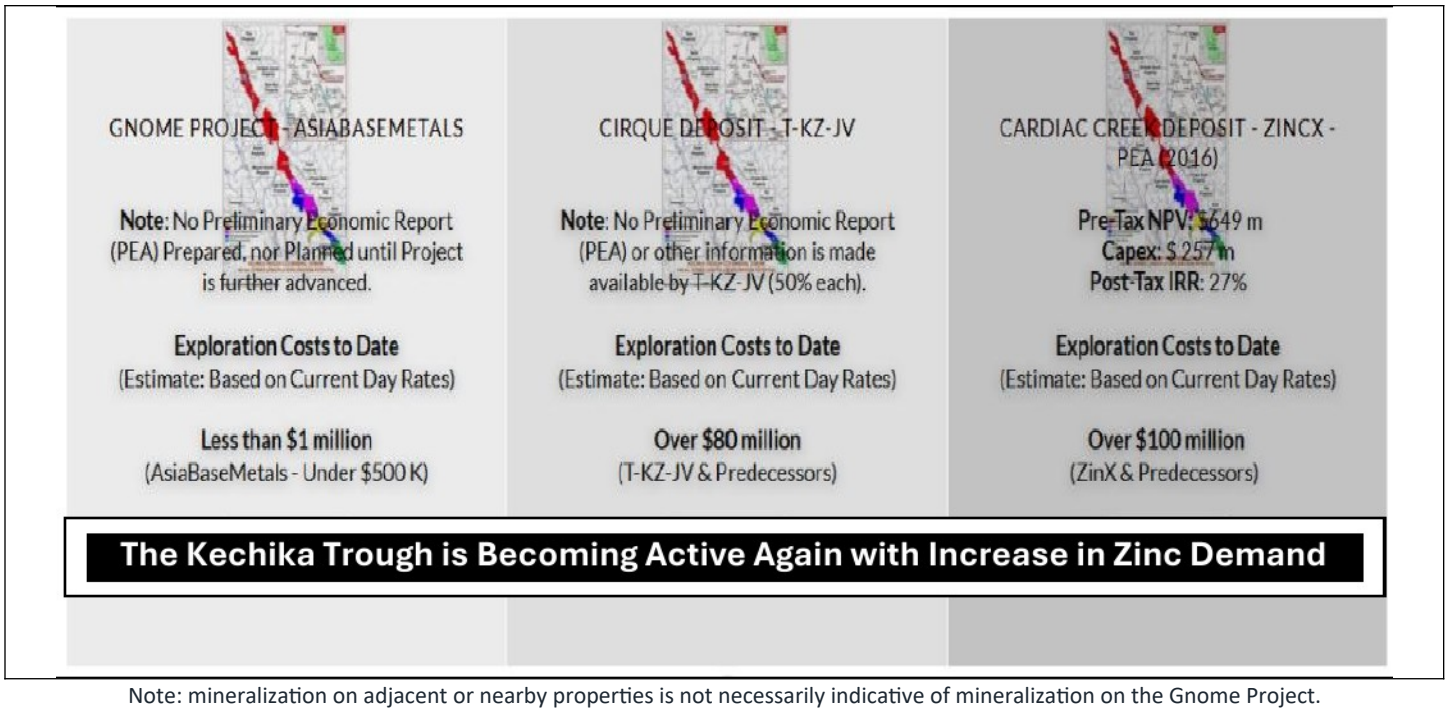

Note: mineralization on adjacent or nearby properties is not necessarily indicative of mineralization on the Gnome Project.

APPENDIX 3 — SHARE CAPITAL STRUCTURE REPORTING & TRADING STATUS

AsiaBaseMetals Inc. was incorporated under the laws of British Columbia and became an independent publicly reporting company upon completion of a court-approved statutory plan of arrangement undertaken by Sandfire Resources America Inc. (formerly Tintina Resources Inc., renamed February 2, 2018), with the approval of the TSX Venture Exchange and the British Columbia courts.

Share Capital (as of September 30, 2026)

Common shares (issued & outstanding)	**50,562,871**
Stock options outstanding	3,125,000
Warrants outstanding	2,712,143
Fully diluted shares	**56,400,014**

Listed on TSX.V (symbol: ABZ). Regulatory filings on SEDAR+

Stock options outstanding

- 2,475,000 expiring March 30, 2028 — CAD $0.20 per share
- 400,000 expiring November 2, 2028 — CAD $0.20 per share
- 250,000 expiring January 31, 2029 — CAD $0.20 per share

Total 3,125,000 options (CAD $625,000 upon full exercise).

Warrants outstanding

- 2,712,143 expiring April 26, 2027 — CAD $0.14 per share

Total 2,712,143 warrants (CAD $379,700 upon full exercise).

Reporting & trading status

Directory	Entity
Listing	TSX Venture Exchange — Trading Symbol: ABZ
Regulatory filings	SEDAR+
Canadian counsel	DuMoulin Black LLP
U.S. counsel	Dorsey & Whitney LLP
Transfer agent	Computershare
Auditors	Manning Elliott LLP

APPENDIX 4 — COMPANY HISTORY

Company created through a plan of arrangement — a second-generation company for shareholders.
Which in turn then created three more. — third generation companies

AsiaBaseMetals Inc. was established in 2009 as a spin-out company ("**Spin-Co**" NR-2009) to become an independent publicly reporting company pursuant to the completion of a plan of arrangement ("**POA**") undertaken by Sandfire Resources America Inc. (prior to its name change from Tintina Resources Inc. effective February 2, 2018) under Raj Chowdhry's guidance while he served as founding CEO and Co-Chairman alongside Rick Van Nieuwenhuyse.

AsiaBaseMetals' Own Plan of Arrangement (2020)

AsiaBaseMetals completed its own court-approved statutory plan of arrangement under the Business Corporations Act (British Columbia), with the approval of the TSX Venture Exchange and the British Columbia courts in September 2020, creating three new independent publicly reporting companies for the benefit of all shareholders of record:

Mantra Exploration Inc.	Mantra 2 Real Estate Inc.	Mantra Pharma Inc.
(MEI)	**(M2R)**	**(MPh)**

Note: The three companies intend to seek a listing on a Stock Exchange (Likely CSE or TSX.V)







Shareholders of AsiaBaseMetals as of the record date received one common share in each of the three Mantra companies. Upon completion, each ceased to be a wholly owned subsidiary and became an independent publicly reporting company, with each seeking a stock-exchange listing.

▸ *See Next Page for the Appendix 5 – Mining Sector Bull Market*

APPENDIX 5 — MINING SECTOR BULL MARKET

Rising demand meets constrained supply — the setting for a sustained sector upturn.

After a decade-long downturn, the senior mining-sector upturn began in 2025 and the junior-exploration upturn arrived in 2026. Together, current and foreseeable market conditions point toward a significant mining-sector bull market. The drivers below underpin that view.

Demand Drivers

- **Population growth.** World population of roughly 8.10 billion in 2026 is projected to reach about 9.74 billion by 2050, led by India and China.
- **Middle-class growth.** A rapidly expanding global middle class — with Asia holding the majority — increases demand for mineral resources, again led by India and China, projected to be among the largest economies by 2050.
- **Developed-country infrastructure.** High demand to replace aging infrastructure, in some cases nearly a century old.
- **Developing-country urbanization.** Rising urbanization and middle-class growth across China, India, Indonesia, Africa, and South America.
- **Tariffs and trade.** Tariff and trade pressures on the cross-border movement of commodities add to demand dynamics.

Supply Constraints

- **Lack of discoveries.** A shortage of new mineral discoveries over the past half-century — and especially over the last decade of the downturn — driven by reduced exploration.
- **Long lead times and permitting.** The multi-year lead-time to build a mine today, compounded by increasingly stringent environmental and permitting requirements worldwide, makes supply difficult to replace.

MINING SECTOR BULL MARKET HAS COMMENCED

GLOBAL COPPER SUPPLY

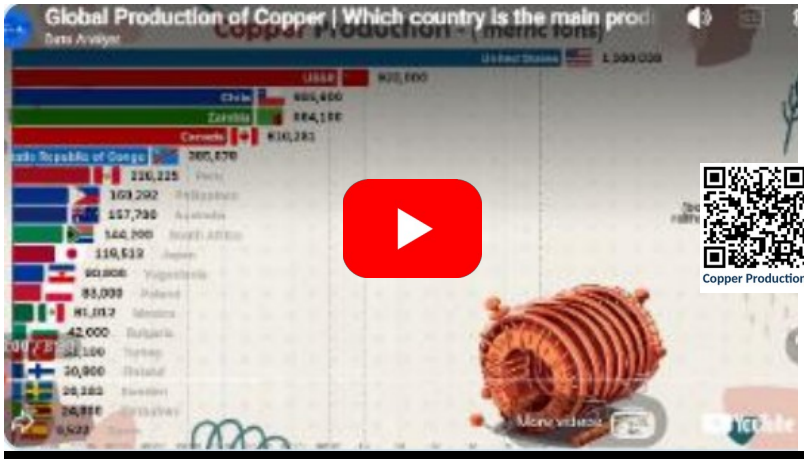

Click-Image View Video

Production of Copper by Countries Continues to Change

Changing Dynamics **World Order & Trade**

Who produces the world's copper is shifting, reshaping trade and supply security.

Contributing Factors Driving Demand for Upcoming Biggest Market Sector Bull Market

Global Population Growth

Growth Led by India & China
Two Largest Economies by 2050

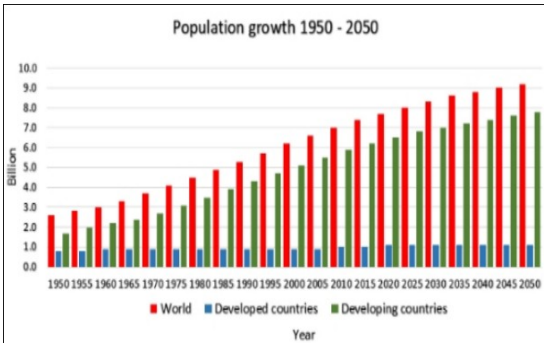

Click on Image – View Larger Image

Global Middle-Class Growth

Growth Led by India & China
Two Largest Economies by 2050



Click on Image – View Larger Image

Population Growth by Country

Growth Led by India & China
Two Largest Economies by 2050

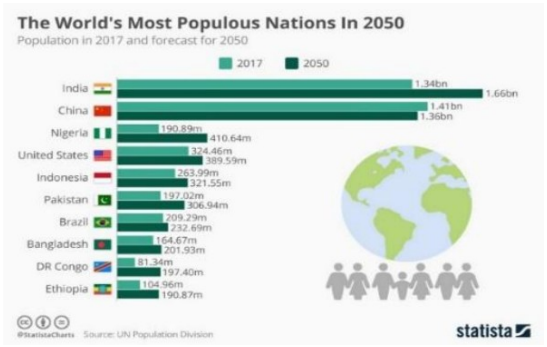

Click on Image – View Larger Image

Asia to Have Majority of Middle-Class

Growth Led by India & China
Two Largest Economies by 2050

8.10B WORLD POPULATION 2026 ▶ **9.74B** WORLD POPULATION 2050

Middle-Class Population Increases
Mineral Resource Demand

Supply of Commodities Being Depleted
Becoming More Difficult to Replace
Especially with Environmental & Permitting Issues

The Impact of Population Growth and other Factors

Population Growth - Especially Middle-Class

Both in Developed and Developing Countries
And Other Factors
Is Further Reviewed on the Next Page

Continued on Next Page

Impact of Population Growth and other Factors

Demand from Growing Population



Demand Video

Demand for mineral commodities specially copper, zinc and even Limestone and related products is growing immensely due to the global growing population growing steadily over the years.

Lack of Discoveries



Discoveries Video

There is a lack of discoveries for minerals for most mineral commodities, especially copper, gold and even Limestone resulting from lack of Exploration (for over (1/2 century), especially in the last decade (during Mining-Sector's Decade-Long Downturn).

Demand From Developed Countries



Developed Countries

Developed countries need to replace old infrastructure. (Old infrastructure is almost a century old).

Demand From Developing Countries



Developing Countries

Developing countries have increased demand due to urbanization of population and general growth of the middle-class population. (Countries like (China, India, Indonesia and the continents of Africa and South America).

Demand Due to Tariff & Trade-Wars



Tariffs Video

Tariffs are causing supply chain issues and possible trade wars, causing supply and fulfillment issues, especially when demand from growing population is increasing.

Lead Time To Build Mines/Sentiment



Lead Time Required to build a mine today, especially with high stringent environmental permitting issues being implemented (around the world) will continue to restrict supply in the future.

▸ *See Next Page for the Appendix 6 – Analysts, Mining-Sector Leaders & Publications*

APPENDIX 6 — ANALYSTS, MINING-SECTOR LEADERS & PUBLICATIONS

Industry leaders broadly expect the copper bull market to become the bull market of the century within the next five years, citing rising demand and tightening supply.

The Company's website features the following third-party presentations and commentary (videos and articles). These are provided for information only; the Company is not responsible for content on external sites.

- **Robert Friedland** — Massive Copper Shortage
- **Rob McEwen** — on copper's Rally
- **Mike Henry** (CEO, BHP) — AI Boom Boosts Copper
- **Jay Martin / Rick Rule** — Copper Crisis
- **Why Copper is the New Gold** — Why Copper Demand is Skyrocketing
- **Copper — the New Gold**: Copper is Much Bigger
- **Copper is the New Oil** — Powering the Future

Additional reference videos on the website include the history of the Britannia mine, copper production by country over time, and world population change over time.

Building Copper Co. Raj Chowdhry -CEO.



Why Copper Is the New Gold



Copper – New Gold Copper is Much Bigger



Copper Crisis Jay Martin/Rick Rule



Copper is the New Oil Powering Future



Copper's Rally Rob McEwen



Massive Copper Shortage Robert Friedland



AI Boom Boosts Copper Mike Henry BHP-CEO



▸ *See Next Page for the Appendix 7 – Use of Anticipated Planned Financing Proceeds*

APPENDIX 7 — USE OF ANTICIPATED PLANNED FINANCING PROCEEDS

Proceeds of the anticipated planned financing are expected to be applied as follows:

- **Jervis Project exploration.** Exploration programs at the highly prospective Jervis Project, including drilling (fiscal Q3–Q4 2027: Apr–Sep 2027)
- **Additional acquisitions.** Review and acquisition of additional mineral projects across the Americas (Canada, U.S.A., Mexico, Argentina, Chile), with several negotiations at advanced stages — for both early-stage and advanced-resource assets.
- **Working capital.** Administrative expenditures, working capital, and general corporate purposes.

The Company will provide further detail on exploration programs upon completion of detailed exploration planning.

Jervis Project – Anticipated Exploration Expenditures – Initial Estimates

Phase - Preliminary: Compilation, permitting and engagement (winter; about 6–8 weeks)

Item	Estimate (C$)
Digitize historical data from ARIS reports 3613, 18346, 23238 and 39047 plus the property files: El Paso soil grid, VLF/mag data, 8 drill logs, adits	$12,000–15,000
3D GIS compilation and target ranking	$8,000
Drone LiDAR and orthophoto over about 10 km², for mapping under forest cover and checking road access	$12,000–18,000
Engagement with shíshálh Nation (and any other Nations with interests) and community	$10,000
Prepare the Notice of Work application for Phase 3 drilling now	$8,000–12,000
Phase – Preliminary - Total	**about $50,000–65,000**

BC's new exploration permit targets, in effect since April 1, 2026, are 40–140 days depending on complexity. Filing early allows drilling in the same season if Phases 1 and 2 are positive.

Phase 1: Mapping and lithogeochemistry (spring/summer; 4 weeks in the field)

This is the most important phase. It tests the VMS model directly.

- Map the stratigraphy at 1:2,500, focusing on the rhyolites, the shape of the volcanic package, and contacts with the diorite.
- Collect about 150 lithogeochemistry samples to look for a VMS footwall alteration footprint: sericite and chlorite alteration, sodium depletion, alteration indices, and Zn/Cu zoning.
- Take about 250 rock and chip samples of the showings, including channel samples across the Lone Jack and Road zinc zones.
- Collect about 600 infill and extension soil samples to close off the 2.5 km Cu-Zn anomaly.
- Run 3 U-Pb zircon dates on the rhyolites, to determine whether the host is Gambier Group (Cretaceous) or Bowen Island Group (Jurassic).
- Hand-strip and trench the best showings where permitted.

Item	Estimate (C$)
Personnel: senior geologist/QP (25 days), project geologist (30 days), 2 field assistants	$79,000
Accommodation and meals (Egmont/Pender Harbour)	$20,000
Boat transport from Egmont (about 25 days)	$25,000–30,000
Helicopter, about 15 hours for ridge access (less if roads work)	$30,000–40,000
Assays: rocks ($70 each), lithogeochemistry ($130), soils ($45), U-Pb ($4,000 each), petrography	$80,000
Equipment, safety gear and communications	$10,000
Interpretation and assessment report	$15,000
Contingency (10%)	$27,000
Phase 1 total	**about $285,000–300,000**

Decision Gate 1: Proceed if a mappable felsic volcanic package, alteration or zoning that fits a VMS model, and a Cretaceous age are found. If everything points to skarn and veins around the diorite, stop or scale back; at that point the property probably fits a small skarn at best.

Phase - 2: Geophysics (same season as Phase 1)

Running this back-to-back with Phase 1 saves a second mobilization.

- Fly a helicopter time-domain EM and magnetic survey (VTEM, HeliTEM or similar), about 130 line-km at 100 m spacing. This separates massive sulphide conductors from pyrrhotite skarn and graphitic rock much better than the 1970s VLF surveys.
- Commission 3D inversion modelling of the EM and magnetic data from a consulting geophysicist.
- Run ground fixed-loop time-domain EM over the 3–4 best conductors to define drillable plates.

Item	Estimate (C$)
Airborne TDEM/mag, about 130 line-km at $250–350/km, plus mobilization and demobilization	$60,000–80,000
Processing and 3D inversion modelling	$15,000
Ground fixed-loop TDEM, 3–4 loops	$35,000–45,000
Contingency (10%)	$12,000
Phase - 2 - Total	**about $125,000–150,000**

Decision gate 2: Proceed if a discrete, strong conductor (good conductivity and a coherent plate) is found that sits at the favourable volcanic horizon from Phase 1 and fits with the soil anomaly.

Phase - 3: Scout drilling (summer/fall; about 2,000 m in 6–8 holes)

- Drill NQ core holes 150–350 m deep, aimed at the modelled EM plates and the volcanic stratigraphy rather than the old skarn showings.
- Run borehole EM on every hole to catch conductors the holes just missed.

Item	Estimate (C$)
Direct drilling, 2,000 m at about $220/m NQ	$440,000
Mobilization and demobilization (barge)	$40,000
Helicopter support for pad moves, about 60 hours (much less with road access)	$100,000–160,000
Pads, water supply, environmental work	$30,000
Geologists, core technicians, core cutting and logging facility	$165,000
Accommodation and camp	$70,000
Assays, about 1,200 core samples	$90,000
Borehole EM, 6 holes	$60,000
Reclamation bond (refundable)	$25,000
Reporting	$30,000
Contingency (10%)	$110,000
Phase - 3 - Total	**about $1.15–1.25 million (about $575–625/m all-in; closer to $900k with road access)**

Decision gate 3: Proceed if massive or semi-massive sulphide, or strong VMS alteration with increasing metal grades, is intersected. As a rough guide, that means something like 3 m or more above 2% Cu-equivalent, or a borehole EM conductor that clearly points to more.

Phase - 4: Follow-up drilling (only if Phase 3 succeeds)

This would be 5,000–8,000 m of step-out and infill drilling, deeper borehole EM, early metallurgical testing, and a first NI 43-101 technical report. The budget would be about $2.5–4.5 million, depending on results and access.

Phase - 4 - Total	**about $2.5 – $4,5 million depending on results and access**

View Summary of All Planned Exploration Work on Next Page

Summary

Phase	Timing	Cost (C$)	Total spent by end of phase
Preliminary: Compilation, LiDAR, permitting, engagement	Winter	$50k – $65k	$65k
Phase - 1: Mapping and lithogeochemistry	Spring/summer	$285k – $300k	$365k
Phase - 2: Airborne and ground EM	Summer	$125k – $150k	$515k
Phase - 3: Scout drilling, 2,000 m	Summer/fall	$1.15M – $1.25M	about $1.75M
Phase - 4: Follow-up drilling	Year 2+	$2.5M – $4.5M	about $4– $6M+

▸ *See Next Page for the Appendix 8 – Accredited Investors*

APPENDIX 8 — ACCREDITED INVESTORS

In management's judgement, the anticipated planned financing will likely be non-brokered, and participants will qualify only if they are accredited investors (an "Accredited Investor"). The Company's website provides an informational video explaining accredited-investor status.

Important: accredited-investor rules vary by jurisdiction and change over time. Prospective participants should verify their status and the applicable rules with their own financial advisor. This material is not a solicitation for financing.



Accredited Investors Explained: Access, Power, and the Debate Over Exclusive Investments

Click-Image View Video