



Tell me more about
WESTERN DRESSAGE

INTRODUCTION

Western Dressage is the fastest growing new Division in USEF.

There are many stand-alone Western Dressage shows, as well as numerous Arabian shows that have added Western Dressage classes to their show schedules.



WESTERN DRESSAGE ASSOCIATION OF AMERICA

USEF recognizes the Western Dressage Association of America (WDAA) as USEF's Recognized Affiliate for Western Dressage.

Western Dressage at Arabian shows reference directly to USEF WD rules.



www.westerndressageassociation.org

WESTERN DRESSAGE ASSOCIATION OF AMERICA

WDAA has an outstanding website, with an Equipment Guide, tests, videos and many other reference materials available online.



USEF/WDAA Attire and Equipment Guide

The purpose of this USEF/WDAA Attire and Equipment Guide is to provide additional information about the appointment of a Steward or an inspector designated by the Dressage Division. In the case of conflicting information, the information in this document shall prevail.

A USEF-licensed competition that offers West Category 2 Steward or an inspector designated by the Dressage Division. Tack and bits on both sides of the class/test must be inspected.

At Federation-licensed competitions, except for a person who is under the direction of the Steward responsible for overseeing the checking of the test just completed if the horse or any tack has been tied. C2 Stewards or Equipment Inspectors must inspect a minimum of one-third of the tack for proper equipment check procedures. If eliminated from the next class they are eliminated from the scheduled ride time for that entry.

At a non-USEF WDAA competition or a USEF-licensed competition, the responsibility of overseeing the checking of the tack is the responsibility of the Steward.

APPOINTMENTS/TACK/BITS

Bridle:

- Any western type headstall must be acceptable. Additionally, a bitless bridle of Western type is acceptable.
- A western cavesson (flat, rolled, braided with or without a get-down rope with jowl of the horse is allowed. No metal or other substances can be used in contact with the horse's mouth.

Saddle:

- A standard stock saddle is customary. Western saddles are also acceptable. Silver English saddles are also acceptable.
- A horn is optional, but western style is preferred.
- Tapaderos are permitted except in Western Dressage.
- Padding or pads on the seat of the saddle are permitted.
- Rolls are allowed only on Australian V saddles.
- A breastplate and/or crupper may be used.

Updated 1/24/2018

NOT LEGAL - Rigid Donut	NOT LEGAL - Gag bit	NOT LEGAL - Twisted bars
NOT LEGAL - Mustache bit. Bars curve down to a slight point.	NOT LEGAL - prongs extend below bars	NOT LEGAL - Flat Polo mouthpiece
NOT LEGAL - Roping bit. Reins must attach to each shank	Rein extensions that lock movement - NOT LEGAL if tight enough to lock onto the bit.	Example of a mechanical device that alters use of equipment - NOT LEGAL
NOT LEGAL - bars are twisted, not rounded	NOT LEGAL - bars are flat, not rounded	NOT LEGAL - separate rollers do not create a continuous line.

Updated 1/24/2018

11

WESTERN DRESSAGE ASSOCIATION OF AMERICA

The mission of WDAA is:

“To build an equine community that combines the Western traditions of horse and rider with Classical Dressage.

We honor the horse.

We value the partnership between horse and rider.

We celebrate the legacy of the American West.

It’s about the journey...”



WESTERN DRESSAGE



Western Dressage combines the principles of Dressage with the use of western tack.

While there are many similarities between the two disciplines, there are also many differences.



WESTERN DRESSAGE

Western Dressage requires one number be issued for each horse/rider combination.

USEF AR112 has an exception. In Arabian Western Dressage classes, as in other Arabian classes, one number is issued to the horse.

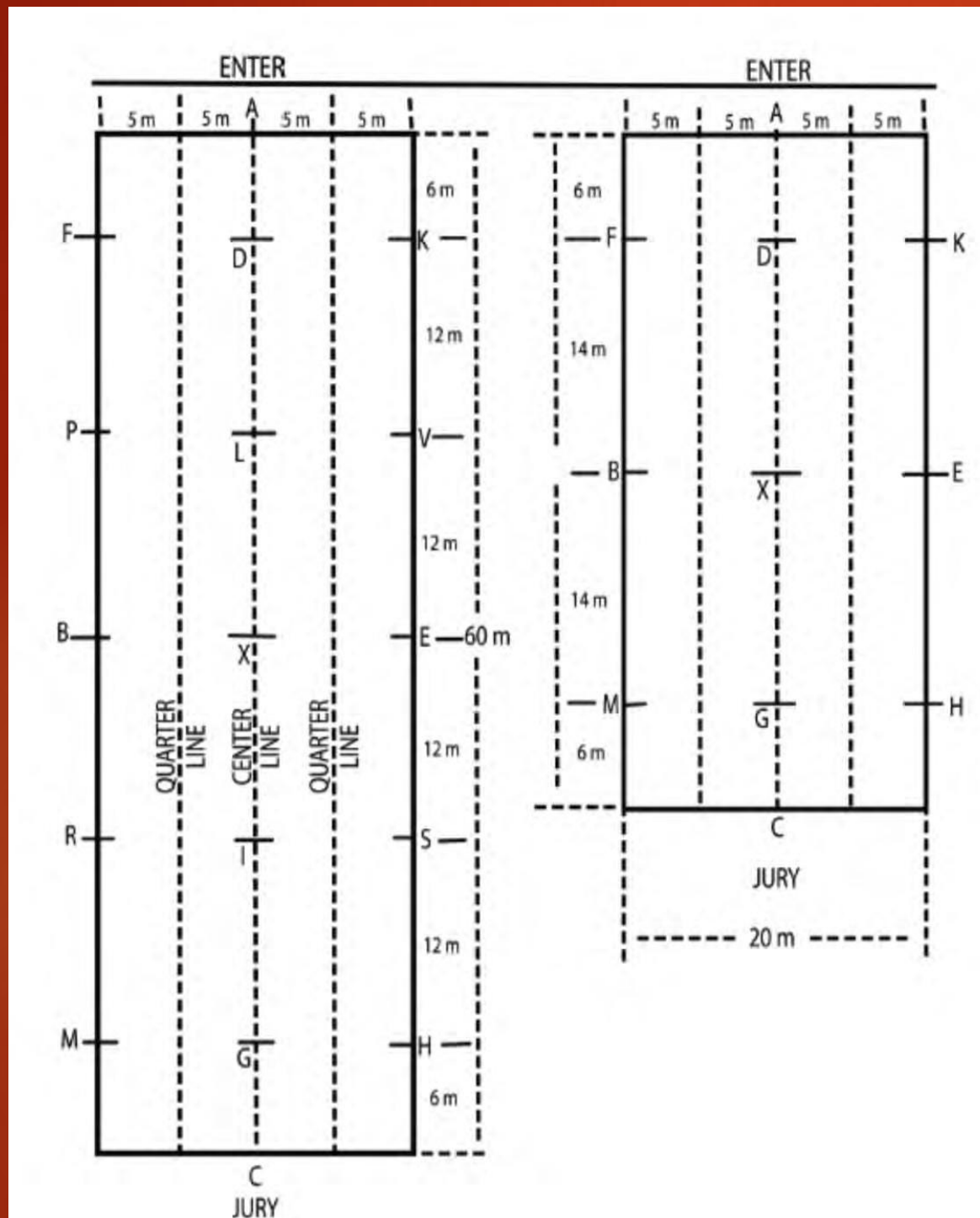


WESTERN DRESSAGE

The western show tradition is to wear the number either on the rider's back or on the saddle pad.



THE ARENA



The arenas are the same size as those used in Dressage

- The letters are placed in the same locations as in Dressage.
- A standard arena is 60 meters x 20 meters (196.85 ft. x 65.62 ft.)
- A small arena is 40 meters x 20 meters (131.23 ft. x 65.62 ft.)

Most lower level tests (Introductory, Basic) will use the small arena

THE LEVELS AND TESTS


There are currently six levels in Western Dressage. It is recommended that the small arena is used for Intro and Basic tests.

- Introductory – this is a walk/jog class only
- Basic
- Level 1
- Level 2
- Level 3
- Level 4



THE LEVELS AND TESTS

Each level has four different tests. They are available on the WDAA website.

 **WDAA 2017 WESTERN DRESSAGE INTRODUCTORY LEVEL TEST 1**
WESTERN DRESSAGE ASSOCIATION® OF AMERICA

PURPOSE Tests provide an introduction to the discipline of Western Dressage; the horse performs only at the walk and jog. The rider should demonstrate correct basic position, use of basic aids, and understanding of the figures. The horse should show relaxation; and harmony between horse and rider is important. The horse accepts the aids and influence of the rider. The jog should be a natural gait within the horse's scope and should demonstrate a swinging back. <small>All jog work may be ridden sitting or rising.</small>	NEW REQUIREMENTS Half 20m circle at the working jog Halt 4 seconds	ENTRY NO.: _____ ARENA SIZE: Small (40m x 20m) or Large (60m x 20m) AVERAGE RIDE TIME: 4:00 (Small) or 5:00 (Large)
		MAXIMUM PTS.: 220

*COEFFICIENT

	TEST	DIRECTIVES	POINTS	TOTAL	REMARKS
1	A Enter working jog, proceed down center line without halting C Track right, working jog	Straightness, regularity and quality of the jog; balance and bend in the turn.			
2	B - E Half circle right 20m, working jog E Proceed straight ahead, working jog	Balance and bend on the half circle; straightness, regularity and quality of the jog			
3	Between H & C Develop working walk	Willing, smooth transition; balance and bend in the corners; regularity and quality of the walk.			
4	M - E Change rein, free walk E Working walk	Horse willing to freely stretch the neck forward and down; relaxation; swing through the back; ground cover; willing, smooth transition; regularity and quality of the walks.	2		
5	K Halt 4 seconds. Proceed working walk	Balance in transition to square, straight halt; immobility; willing, smooth transition; regularity and quality of the walk; balance and bend in the corner.	2		
6	Between A & F Develop working jog	Willing, smooth transition; balance and bend in the corner, regularity and quality of the jog.			
7	B - E Half circle left 20m, working jog E Proceed straight ahead, working jog	Balance and bend on the half circle; straightness; regularity and quality of the jog.			
8	Between K & A Develop working walk	Willing, smooth transition; balance and bend in the corner; regularity and quality of the walk.			
9	F - E Change rein, free walk E Working walk	Horse willing to freely stretch the neck forward and down; relaxation; swing through the back; ground cover; willing, smooth transition; regularity and quality of the walks.	2		
10	H Halt 4 seconds Proceed working walk	Balance in transition to square, straight halt; immobility; willing, smooth transition; regularity and quality of the walk.	2		
11	Between C & M Develop working jog	Willing, smooth transition; regularity and quality of the jog; balance and			



TEST READERS (CALLERS)

All Western Dressage tests, except Freestyles, may be called (WD126.1)



Yes, they read it out loud while you are doing your test!

EQUIPMENT CHECK

A USEF licensed competition that offers Western Dressage tests/classes may use either a USEF licensed Category 2 Steward or an inspector designated by show management and under the direction of the C2 Steward.[WD124.3(a)]

A minimum of 1/3 of the horses in every class are checked.

The exhibitor must dismount for the equipment check.

It is handy to have a mounting block near the equipment check area.



EQUIPMENT CHECK



If the exhibitor does not have a halter nearby, at least one rein should stay around the horse's neck when the bit is dropped.

It is a good idea for the show to have an extra halter at the equipment check area(s).

Remember that, as in Dressage, the management has the authority to eliminate for blood or equipment issues.



TACK

Tack and attire rules for Western Dressage at an Arabian show are found in the Western Dressage section of the USEF Rule Book, not in Arabian.

We will touch on a few points, but review the rules as well as the WDAA Equipment Guide for detailed information.



TACK

A standard American Western saddle is required.

A Western side saddle is also acceptable.



TACK



- A whip, no longer than 120 cm (47.2") including the lash may be carried in all WD tests.
- Polo style leg wraps, in either white or a natural color, are permitted in all WD tests.
- Ear bonnets, in a discreet color and design, are permitted in all WD tests.
- Earplugs are allowed.

ATTIRE Required:

A suitable western hat.
Protective headgear can be worn without penalty. It does not have to be of western style.


Long sleeved shirt, with any type of collar.

Trousers, pants or an equitation suit.

Boots



ATTIRE



Optional:

Necktie, kerchief, bolo tie or pin

A vest, jacket, coat and/or sweater

Spurs of western style, with or without blunt tines, or English dressage style.

Chaps, shotgun chaps or chinks




TACK

- Any Western type headstall must be used.
- A Western cavesson (braided or plain) or pencil bosal (also called a bosalito) may be used.
- All cavessons must have space for two fingers between the bosal and the jowl of the horse.



TACK

A snaffle bit may be used on a horse of any age, at any level.



TACK

A standard western curb bit may be used on a horse of any age, at any level.



TACK

Any standard Western bit may be used.

Prohibited bits include slip or gag bits, half cheeks, bits with hooks or slots, donut or flat mouthpieces, kimberwickes or roping bits.



TACK

A hackamore (bosal) is permitted to be used on a horse of any age, at any level.



TACK

All bits may be ridden using two hands, unless the rider is using romal reins..



TACK

Whether the horse is in a snaffle or a curb bit, reins are held in one hand during the salute.



TACK

We hope you will enjoy participating in Arabian shows in the fast growing discipline of Western Dressage.



** Original Slides from AHA Judges & Stewards Presentation 02.15.23