




SPORTS COLORING PAGES



NAME:










TEAMWORK

MAKES US

BETTER








GO

Team



REFEREE



POSITION

- Offensive backfield, right side of the formation, 15 yards deep and behind the normal Tight End position.

UMPIRE



POSITION

- In the defensive backfield, 8-10 yards downfield. Starts between the hash marks.

HEAD LINE JUDGE



POSITION

- On opposite sideline from line judge, looking directly down the LOS

LINE JUDGE



POSITION

- On opposite sideline from head line judge, looking directly down the LOS

FIELD JUDGE



POSITION

- Defensive backfield, 20 yards behind the LOS toward the same side of the field as the line judge.

SIDE JUDGE



POSITION

- Defensive backfield, 25 yards downfield from the LOS on the same side of the field as the head line judge.

BACK JUDGE



POSITION

- Deep defensive backfield, 25 yards downfield. Starts between the hash marks.

CENTER JUDGE



POSITION

- Primarily in the Offensive backfield, opposite the referee, 15 yards deep and just outside the normal Tight End position