


SOLAR MODULES

SunBurst V

MONO CRYSTALLINE HALF CUT MBB MODULE.

GStech132-6-650-670Wp-HCM-S-15.

HIGHEST PERFORMANCE THROUGH STATE-OF-THE-ART CELL TECHNOLOGY



Key features:



Half Cut PERC
Technology

HALF CUT PERC SOLAR CELL

Lower Resistance of Half Cut PERC Solar cells ensure higher power. Unique Cell String Layout and Split J-box reduce the energy loss from the raw shading.



Less
maintenance

HIGH EFFICIENCY

High module conversion efficiency up to 20.80% through innovative manufacturing technology.



Low Light

LOW-LIGHT PERFORMANCE

Advanced glass and solar cell surface texturing allow for excellent performance in low-light environments.



2400 Pa | 5400
Pa

SEVERE WEATHER RESILIENCE

Certified to withstand: wind load (2400 Pascal) and snow load (5400 Pascal).



Resistant

DURABILITY AGAINST EXTREME ENVIRONMENTAL CONDITIONS

High salt mist and ammonia resistance certified by KIWA.



Performance

25-YEARS LINEAR PERFORMANCE WARRANTY

12-years limited warranty for materials and workmanship. GStech guarantees that each module shall deliver the following minimum output as shown in the datasheet for.

SunBurst V

MONO CRYSTALLINE HALF CUT MBB MODULE.

GStech132-6-650-670Wp-HCM-S-15.

HIGHEST PERFORMANCE THROUGH STATE-OF-THE-ART CELL TECHNOLOGY

PHYSICAL PARAMETERS

Solar Cell	Monocrystalline silicon 210 mm
Cell Configuration	132 cell (22 x 6)
Module Dimension	2384 x 1303 x 35 mm
Weight	34.5 kgs
Superstrate	3.2 mm, High Transmission, Low Iron, Tempered ARC Glass
Substrate	White Backsheet
Frame	Silver Anodized Aluminum Alloy Type 6063T5, Silver Color
J-Box	IP68, 1500VDC, 3 Bypass Diodes
Cables	4.0 sqmm (12AWG), 500 mm Length (Customer Demand)
Connector	IP68 MC4 Compatible

ELECTRICAL PARAMETERS (STC)

TYPE	GStech132-6-650M	GStech132-6-655M	GStech132-6-660M	GStech132-6-665M	GStech132-6-670M
Rated Maximum Power at STC (Wp)	650	655	660	665	670
Open Circuit Voltage Voc (V)	45.65	45.85	46.05	46.25	46.45
Maximum Power Voltage Vmpp (V)	37.65	37.85	38.05	38.25	38.45
Short Circuit Current Isc (A)	17.27	17.27	17.35	17.39	17.43
Maximum Power Current Impp (A)	18.27	18.31	18.35	18.39	18.43
Module Efficiency (%)	20.90	21.10	21.20	21.40	21.60

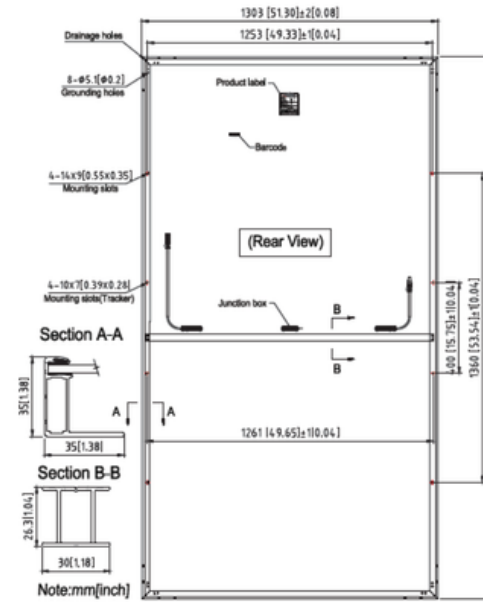
STC: Irradiance 1000W/m², Cell Temperature 25°C, air mass 1.5

ELECTRICAL PARAMETERS (NOCT)

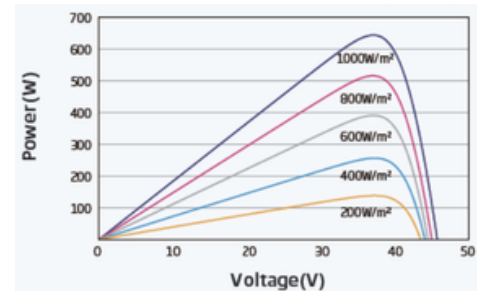
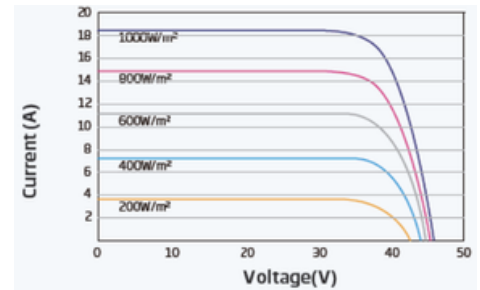
TYPE	GStech132-6-650M	GStech132-6-655M	GStech132-6-660M	GStech132-6-665M	GStech132-6-670M
Max Power Pmax (Wp)	409.3	494.1	497.9	501.7	505.5
Open Circuit Voltage Voc (V)	43	43.2	43.4	43.5	43.7
Max Power Voltage Vmpp (V)	35.2	35.4	35.6	35.7	35.8
Short Circuit Current Isc (A)	14.7	14.73	14.76	14.84	14.87
Max Power Current Impp (A)	13.92	13.96	13.99	14.07	14.10

NOCT: Under Normal Operating Cell Temperature, Irradiance of 800 W/m², Spectrum AM 1.5, Ambient Temperature 20°C, Wind Speed 1m/s

DIMENSION OF PV MODULE UNIT



I-V CURVE



German Solar Technology (GStech)[®]

SunBurst V

MONO CRYSTALLINE HALF CUT MBB MODULE.

GStech132-6-650-670Wp-HCM-S-15.

HIGHEST PERFORMANCE THROUGH STATE-OF-THE-ART CELL TECHNOLOGY

TEMPERATURE COEFFICIENT AND PARAMETERS

Nominal Operating Cell Temperature (NOCT)	42°C ± 2°C
Temperature Coefficient of Pmax	-0.34%/°C
Temperature Coefficient of Voc	-0.26%/°C
Temperature Coefficient of Isc	0.050%/°C
Operating Temperature	-40°C~+85°C
Maximum System Voltage	1500VDC
Limiting Reverse Current	30A
Maximum Series Fuse Rating	30A
Power Tolerance (W)	0 to +3%
Application Class	Class A
Wind and Snow Front Load	Up to 5,400 Pa
Wind Back Load	2,400 Pa

PACKAGING CONFIGURATION

	40ft
Number of Modules per Container	558
Number of Modules per Pallet	31
Number of Pallets per Container	18
Box Dimension (L x W x H) in mm	2404 x 1145 x 1503
Box Gross Weight (Kg)	1100

