




LM Explorer

Online Category: http://issuu.com/lminstruments/docs/lm_catalog

	<p>Centered 9-17C Explorer, Centered 9-17C</p> <ul style="list-style-type: none">• Especially for probing distal surfaces of posterior teeth• Centered tip (17C)• Elongated lower shank and “back-action” blade
 <p>LM-ErgoMax</p> <p>LM-ErgoNorm</p>	<p>Explorer 11-12</p> <ul style="list-style-type: none">• For subgingival root examination• Angles similar to Gracey 11/12
	<p>Explorer 17-23 For distal surfaces.</p>



Explorer 17C-23

- Especially for probing distal surfaces
- Centred tip (17C)



Explorer 18-19

- High sensitivity at seams
- For prosthetic crowns, bridges, and inlay-/onlay fillings







Explorer 29

- Holst design
- Lateral angle on the shank - Single-Ended



Explorer 3-6

For diagnosing calculus and caries, and exploring pockets, restorations and furcations.

	<p>Explorer 5-8 Double and explorer.</p>
	<p>Explorer 5-9 For diagnosing calculus and caries, and exploring pockets, restorations and furcations.</p>
	<p>Explorer 9 Single-ended.</p>
	<p>Flexplorer 11F-12F</p> <ul style="list-style-type: none"> • Flexible explorer angulated similarly to Gracey 11/12 • Well suited for periodontal diagnosing of subgingival calculus and probing deep pockets