














FAVORITE DECIDUOUS TREES






Deciduous trees are trees that lose their leaves each fall. Listed from smallest to largest.

TINY MATURE SIZE










SCIENTIFIC NAME	COMMON NAME	PICTURE	ZONE	GROWTH RATE	HEIGHT X WIDTH	TOLERANCES
Malus 'Royal Gem'	Royal Gem Crabapple		3	Slow	5 x 8	Alk
Cercis Canadensis	Lavender Twist Weeping Redbud		4	Slow	5-7 x 6-8	Alk
Malus	Weeping Crabapple varieties		4	Slow	8-15 x 4-15	Alk
Rhamnus Frangula	Fernleaf Buckthorn		3	Medium	10-15 x 6-10	Dr
Malus 'Coralburst'	Coralburst Crabapple		4	Slow	10-15 x 10-15	Alk
Pyrus Calleryana	Jack Flowering Pear		4	Slow	16 x 10	Dr, Alk

SMALL MATURE SIZE


SCIENTIFIC NAME	COMMON NAME	PICTURE	ZONE	GROWTH RATE	HEIGHT X WIDTH	TOLERANCES
Acer Ginnala	Amur Maple (single or clump)		2	Slow-Med.	15-18 x 15-25	Dr, Alk
Pyrus Faurei	Korean Sun Pear		4	Slow-Med.	12-20 x 15-20	Dr, Alk
Acer Palmatum	Japanese Maple		5	Slow	15-20 x 15-20	Shade
Malus	All Crabapple varieties		4	Medium	20 x 20	Alk
Prunus Cerasifera	Mt. St. Helens Flowering Plum		4	Medium	20-25 x 20	
Amelanchier	Autumn Brilliance Serviceberry		3	Med.-Fast	20-25 x 15-20	Dr, Alk
Crataegus X	Lavalle Hawthorne		4	Slow-Med.	15-30 x 20	Dr, Alk









Betula Occidentalis	Western Red Birch (Water Birch)		4	Medium	20-30 x 10-15	HW
Alunus Tenuifolia	Mountain Alder		2	Medium	20-30 x 15-20	HW
Prunus Serrulata	Kwanzan Flowering Cherry		5	Medium	30 x 15-20	
Prunus Virginiana	Canada Red (Schubert) Chokecherry		2	Fast	20-30 x 18-25	Dr
Fraxinus Oxycarpa	Golden Desert Ash		5	Slow-Med.	20-30 x 18-20	Dr

MEDIUM MATURE SIZE

SCIENTIFIC NAME	COMMON NAME	PICTURE	ZONE	GROWTH RATE	HEIGHT X WIDTH	TOLERANCES
Acer Campestre	Hedge Maple		4	Slow	25-35 x 25-35	Dr, Alk
Acer Grandident	Bigtooth Maple, Canyon Maple		3	Slow	25 x 15	Dr, Alk
Acer Platanoides	Crimson Sentry Norway Maple		4	Slow	25-30 x 15-20	Alk
Acer Truncatum	Pacific Sunset Maple		4	Slow	30-35 x 20-25	Alk
Carpinus Betulus	Pyramidal European Hornbeam		4	Slow-Med.	30-40 x 15-25	
Populus Tremula	Swedish Aspen		2	Slow-Med.	30-40 x 5-10	Dr, HW
Pyrus Calleryana	Chanticleer Flowering Pear		5	Med.-Fast	25-40 x 15	Dr, Alk
Morus Alba	Fruitless Mulberry		4	Fast	30-35 x 35-40	Dr, Alk, HW
Cladrastis Lutea	American Yellowwood		4	Slow-Med.	30-40 x 40-55	Dr, Alk, HW

LARGE MATURE SIZE

SCIENTIFIC NAME	COMMON NAME	PICTURE	ZONE	GROWTH RATE	HEIGHT X WIDTH	TOLERANCES
Ginkgo Biloba	Ginkgo		3	Slow-Med.	45-50 x 30-35	Dr, Alk

Fraxinus Penn.	Patmore Green Ash (Seedless)		3	Medium	45 x 35	Dr, Alk, HW
Corylus Colurna	Turkish Filbert		4	Medium	40-50 x 20-30	Dr, Alk
Gleditsia Tri.	Shademaster Honeylocust		4	Med.-Fast	45-50 x 30-35	Dr, Alk
Acer X Freemani	Autumn Blaze Maple		4	Fast	50 x 40	Dr, HW
Tilia Tomentosum	Sterling Silver Linden		4	Slow-Med.	45-60 x 25-40	Dr, Alk
Quercus Robur	Columnar English Oak		4	Slow-Med.	50-60 x 15-20	Dr, Alk
Quercus Macro.	Bur Oak		2	Slow	60-80 x 40-60	Dr, Alk
Metasequoia Gly.	Dawn Redwood		5	Fast	70-90 x 25	

***TOLERANCES:** *Dr = Drought Alk = Alkaline Soils HW = High Water Table*



M: Acer campestre (**Hedge Maple**) - Zone 4. 25-35 feet high x 25-35 feet wide. Slow growth rate 1' per year. Full sun or part shade. Will tolerate dry, moderate or moist soils. Yellow fall color. Can be pruned into a hedge. Produces 1 - 1 & 1/2 inch long winged seeds. Extremely adaptable. The best Maple for dry, alkaline soils. Drought tolerant.



L: Acer x freemani 'Jeffersred' (**Autumn Blaze Maple**) - Zone 4. 50 feet high x 40 feet wide. Fast growth rate. Full sun to part shade. Dry, moderate, or moist soil. Hybrid between red & silver maple. Medium green leaves. Red-orange fall color. Stronger branches than Silver Maple. Better in alkaline soil than Red Maple. Will grow in high watertable. See Dirr page 46.



S: Acer ginnala 'Flame' (**Flame Amur Maple**) - Zone 2. 15-18 feet high x 15-25 feet wide. Slow to medium growth rate, 1 to 1 & 1/2 feet per year. Full sun or partial shade. Dry, moderate or moist, well-drained soil. Fiery red fall color. Produces 1" winged seeds. Grown either single trunked or as a clump. Clump form is very good for privacy screening. Very hardy. Drought tolerant.



M: Acer grandidentatum (**Bigtooth Maple, Canyon Maple**) - Zone 3. 25 feet high x 15 feet wide. Slow growth rate. Full sun to part shade. Dry or moderate soil. Brilliant orange or red fall color. This is the tree that provides most of the bright red and orange fall color in northern Utah's mountains. Utah native. Drought tolerant.



J: *Acer palmatum atropurpurea* 'Bloodgood' (**Bloodgood Japanese Maple**) - Zone 5. 15-20 feet high x 15-20 feet wide. Slow growth rate. Partial shade to full shade, protected area. Moist, well-drained soil. Deep red foliage turning scarlet in fall. Red, winged seeds. *We recommend planting Japanese Maple close to your house on the north or east side.



M: *Acer platanoides* 'Crimson Sentry' (**Crimson Sentry Norway Maple**) - Zone 4. 25-30 feet high x 15-20 feet wide. Very slow growth rate. Full sun. Dry or moderate soil. Deep purple leaves. An excellent tree for small spaces. Produces 1 & 1/2 to 2 inch long winged seeds.



M: *Acer truncatum x platanoides* 'Warrenred' (**Pacific Sunset Maple**) - Zone 4. 30-35 feet high x 20-25 feet wide. Slow growth rate. Full sun. Moderate or moist, well-drained soils. Outstanding glossy green summer leaves turn yellow-orange to bright red in the fall. Excellent tree for residential landscapes. Smaller growing than Norway Maples.



S: *Alnus tenuifolia* (**Mountain Alder, Thinleaf Alder**) - Zone 2. 20-30 feet high x 15-20 feet wide. Medium growth rate. Full sun or part shade. Moderate, or moist soil. Considered a large shrub or small tree. Dark green leaves turn yellow in the fall. Alders are great plants for poor soil conditions. A Utah native. Grows well in high water table.



S: *Amelanchier x grandiflora* 'Autumn Brilliance' (**Autumn Brilliance Serviceberry**) - Zone 3. 20-25 feet high x 15-20 feet wide. Medium to fast growth rate. 1 & 1/2 to 2 feet per year. Full sun or partial shade. Dry, moderate or moist, well-drained soil. Medium green leaves turn bright red in fall. White flower clusters in late spring. Edible fruits in fall. Drought tolerant.



S: *Betula occidentalis (fontinalis)* (**Western Red Birch, Water Birch**) - Zone 4. 20-30 feet high x 10-15 feet wide. Medium growth rate. Full sun. Moist soil. Attractive reddish brown bark. Dark green leaves turn yellow in the fall. Can handle a high water table. A clump tree that is native to Utah's streambanks.



M: *Carpinus betulus* 'Fastigiata' (**Pyramidal European Hornbeam**) - Zone 4. 30-40 feet high x 15-25 feet wide. Slow to medium, 1 foot per year. Full sun to partial shade. Moderate to moist, well-drained soil. Good hedge and screening plant. Shearable. Very attractive green leaves. Fall color is yellow.



T: *Cercis canadensis* 'Covey' (**Lavender Twist Weeping Redbud**) - Zone 4. 5-7 feet high x 6-8 feet wide. Slow growth rate. Full sun or partial shade. Moderate to moist, well-drained soil. Tolerates alkaline soils. A rare weeping form. Reddish purple flowers in spring before the green leaves emerge. Fall color is yellow. Produces 2-3" brown seed pods in fall that often last through the winter.



M: *Cladrastis lutea* 'Perkins Pink' (**Perkins Pink American Yellowwood**) - Zone 4. 30-40 feet high x 40-55 feet wide. Slow to medium growth rate, 1 to 1 & 1/2 feet per year. Full sun to part shade. Dry, moderate or moist soil. Fragrant pink 8-14" long flowers in May-June. May not flower until 10 years old and may skip bloom some years. Yellow-orange fall color. Trouble free tree. Tolerates alkaline soils. Drought tolerant.



L: *Corylus colurna* (**Turkish Filbert**) - Zone 4. 40-50 feet high x 20-30 feet wide. Medium growth rate. Full sun or afternoon sun. Dry to moderate soil. Broadly pyramidal growth habit with green leaves. Yellow-green fall color. Corky bark. Highly ornamental catkins produced in the spring. Does well in difficult conditions and windy areas. Tolerates alkaline soils. Drought tolerant.



S: *Crataegus x lavalleyi* (**Lavelle Hawthorne**) - Zone 4. 15-30 feet high x 20 feet wide. Slow to medium growth rate. Full sun or afternoon sun. Dry, moderate, or well-drained soil. Very nice dark green foliage, turning bronze to coppery red in the fall. Large white flower clusters in late spring followed by orange to orange-red fruit in the fall that persist into winter. Tolerates alkaline soils. Drought tolerant.



S: *Fraxinus oxycarpa* 'Aureafolia' (**Golden Desert Ash**) - Zone 5. 20-30 feet high x 18-20 feet wide. Slow to medium growth rate. Full sun or afternoon sun. Dry, moderate, or moist soil. Rounded compact growing tree with yellow leaves. Yellow branches and attractive black buds in the spring before the tree leaves out. Drought tolerant.



L: *Fraxinus pennsylvanica* 'Patmore' (**Patmore Green Ash**) - Zone 3. 45 feet high x 35 feet wide. *Seedless. Fast growth rate. Full sun. Dry, moderate, or moist soil. Yellow fall color. Tolerates a high water table. Tolerates alkaline soils. *Seedless varieties may occasionally produce some seed, even after many years of producing none. If they do, however, it is usually at a substantially reduced rate compared to NON-'Seedless' varieties.



L: *Ginkgo biloba* 'Autumn Gold' (**Autumn Gold Ginkgo**) - Zone 3. 45-50 feet high x 30-35 feet wide. Slow to medium growth rate. Full sun or afternoon sun. Dry, moderate or moist soil. Fan shaped green leaves with excellent golden yellow fall color. Broad pyramidal growth habit. Adaptable to poor soil, and



L: *Glenditsia triacanthos inermis* 'Shademaster' (**Shademaster Honeylocust**) - Zone 4. 45-50 feet high x 30-35 feet wide. Medium to fast growth rate. 1 & 1/2 to 2 feet per year. Full sun. Dry, moderate or moist, well-drained soils. Green leaves with yellow fall color. Essentially seedless and thornless. Heat, drought, and alkaline soil tolerant.



T: *Malus* 'April Showers' (**April Showers Weeping Crabapple**) - Zone 4. 8-10 feet high x 4-6 feet wide. Slow to medium growth rate. Full sun or afternoon sun. Moderate to moist, well-drained soil. Narrow weeping form with pale pink to white flowers in the spring. Narrow, dark green leaves. Produces bright red fruit that hangs on into winter. Tolerates alkaline soils. *NEW FOR 2014.*



T: *Malus* 'Coralburst' (**Coralburst Crabapple**) - Zone 4. 10-15 feet high x 10-15 feet wide. Slow growth rate. Full sun. Moderate to moist, well-drained soil. Coral pink buds open to double rose-pink flowers in spring. Scarce reddish-orange 1/2 inch fruit. Green leaves. Dense branching habit. Tolerates alkaline soils. Excellent disease resistance.

S: *Malus* 'Prairie Fire' (**Prairie Fire Crabapple**) - Zone 4. 20 feet high x 20 feet wide. Medium growth rate. Full sun or afternoon sun. Moderate to moist, well-drained soil. Bright pinkish to purplish-red single flowers in mid to late spring. Red to maroon



foliage maturing to dark green. Upright, rounded growth habit. Produces 3/8 to 1/2 inch dark red fruit that hangs on into winter. Tolerates alkaline soils. Excellent disease resistance. **We like all crabapples! Most of the ones we sell have persistent fruit - meaning it hangs on the tree (and looks beautiful) through the fall and winter until the birds eat it or it shrivels away, instead of dropping all over your lawn.**



T: Malus 'Royal Gem' (**Royal Gem Crabapple**) - Zone 3. 5-8 feet high x 5-8 feet wide. Slow growth rate. Full sun. Moderate to moist, well-drained soil. Single, rose-red flowers in spring. Excellent compact crabapple with leaves that open crimson-red and age to dark green. Dark red fruits. Yellow fall color. Dense branching habit. Tolerates alkaline soils. Excellent disease resistance.



L: Metasequoia glyptostroboides (**Dawn Redwood**) - Zone 5. 70-90 feet high x 25 feet wide. Very fast, 2 & 1/2 feet per year. Full sun. Moist, well-drained soil. Deciduous conifer. Soft, bright-green needle-like leaves turn bronze in autumn before falling. Native to China.



M: Morus alba (**Fruitless Mulberry**) - Zone 4. 30-35 feet high x 35-40 feet wide. Fast growth rate, over 2 feet per year. Full sun to part shade. Dry, moderate or moist soil. Tolerates heat, drought and alkaline soils. Large, dark green leaves. Yellow to yellow-green fall color.



L: Populus tremula 'Erecta' (**Swedish Aspen**) - Zone 2. 30-40 feet high x 5-10 feet wide. Rapid growth rate. Full sun to part shade. Dry, moderate or moist soil. Valuable as a wind-break. Can handle a high-----



NURSERY • GARDEN CENTER • LANDSCAPING

1410 N 1900 W St, Farr West, UT 84404
Phone: (801) 782-4149

www.loveyourgarden-jn.com