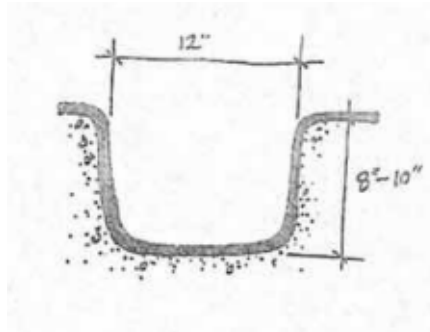
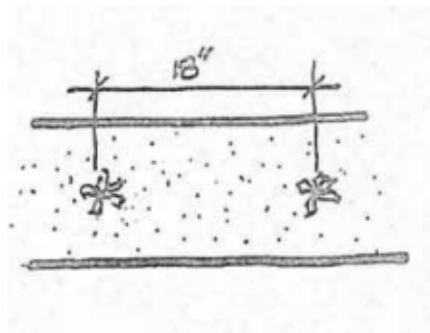


# PLANTING BARE-ROOT ASPARAGUS

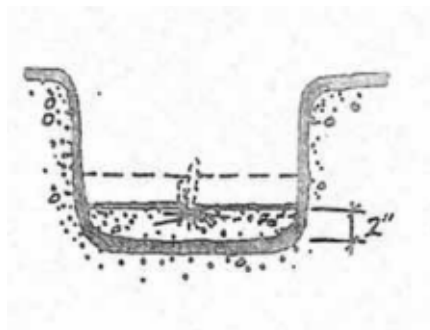
**FIRST YEAR:** Dig a trench 8 inches deep and 12 inches wide. If more than one row is being planted, space the trenches 4-5 feet apart.



**SECOND YEAR:** Spread some compost or aged manure in the bottom of the trench, cover with 1 inch of garden soil and mix together. Set the roots in the trench 18 inches apart.



**THIRD YEAR:** Cover the roots with 2 inches of soil. As the new shoots come up, gradually fill the trench.



During the first year, do not cut any stalks. The second year, up to half of the stalks may be cut. The third year you should have four full weeks of cutting. Harvest by cutting or snapping off the spears when 6-8 inches high.

Note: Once established, asparagus roots spread over a large area so be careful not to till too close to it.



NURSERY • GARDEN CENTER • LANDSCAPING

1410 N 1900 W St, Farr West, UT 84404

Phone: (801) 782-4149

[www.loveyourgarden-jn.com](http://www.loveyourgarden-jn.com)