STUDENT ARTWORK PORTFOLIO

ANDREW LAWSON

BEGINNING PRINTMAKING

THESE ARE SELECT WORKS OUT OF MY BEGINNING PRINTMAKING CLASSES IN WHICH I TAUGHT REDUCTION RELIEF PRINTING, ETCHING/AQUATINT, PRONTO PLATE LITHOGRAPHY AND SCREENPRINTING



LINE ETCHING



PRONTO-PLATE LITHOGRAPHY

BEGINNING PRINTMAKING

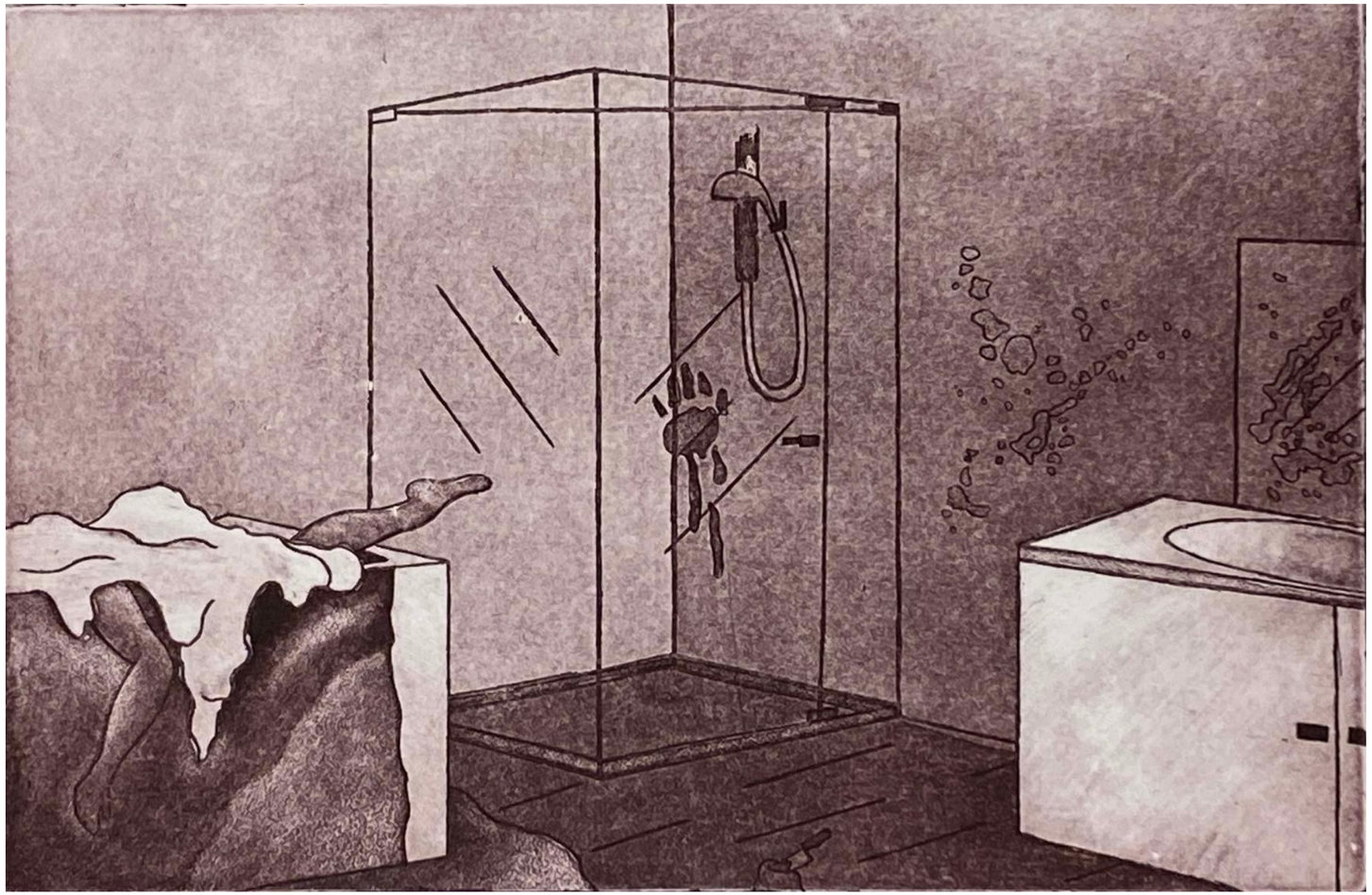

ETCHING/AQUATINT



SCREEN PRINT

DIGITAL PROCESSES CLASS

THESE ARE SELECT WORKS OUT OF MY INTERMEDIATE DIGITAL PROCESSES CLASS. IN THIS COURSE WE COVER POST-DIGITAL PROCESSES IN SCREEN PRINTING, PHOTOPOLYMER PRINTING, AND LASER CUTRELIEF PRINTING.



PHOTOPOLYMER INTAGLIO



CMYK HYBRID SCREENPRINT

DIGITAL PROCESSES CLASS



LASER CUT RELIEF PRINT



PHOTOPOLYMER INTALGIO

DIGITAL PROCESSES CLASS

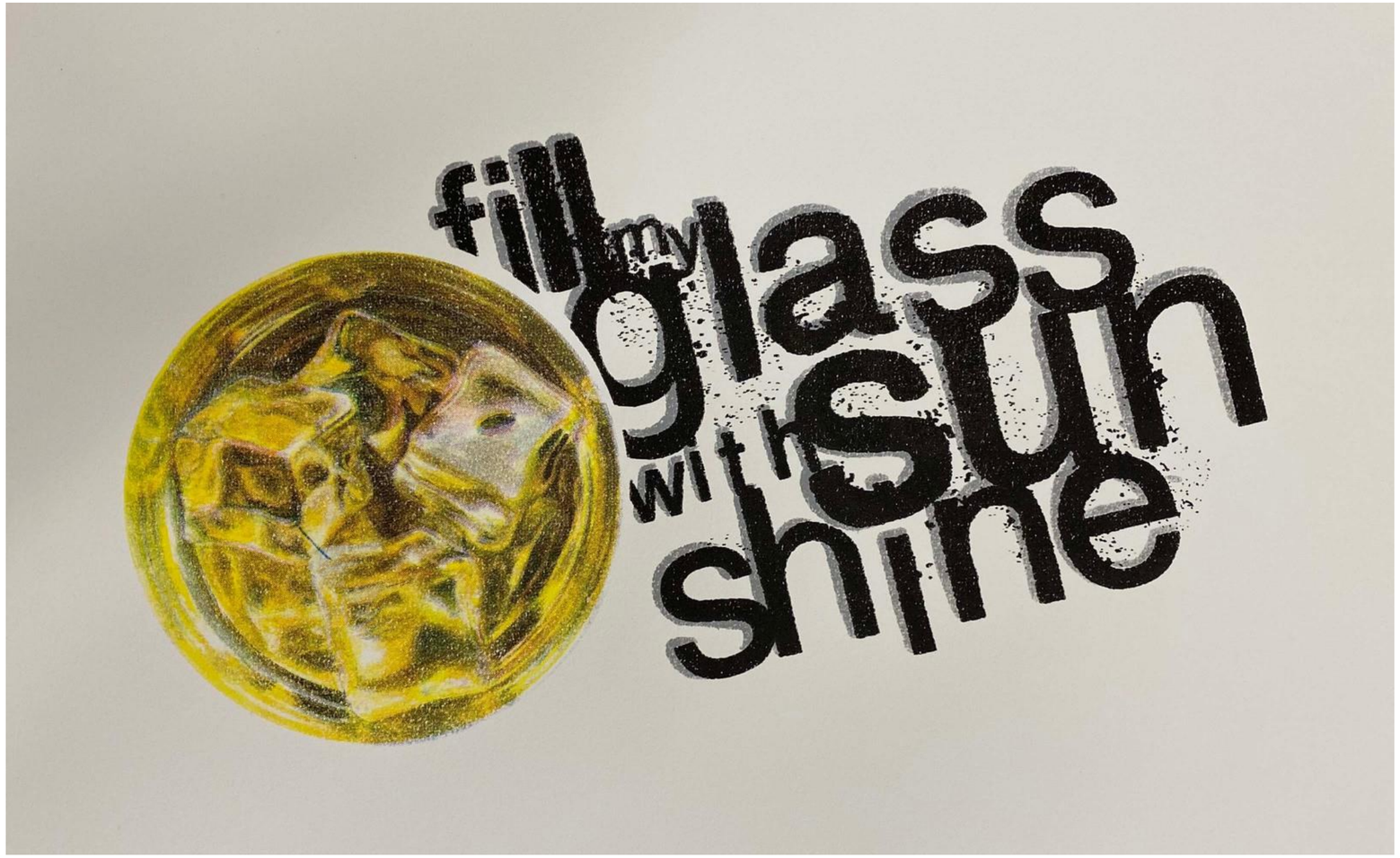

CMYK SCREENPRINT



CMYK SCREENPRINT

DIGITAL PROCESSES CLASS



CMYK HYBRID SCREENPRINT



CMYK HYBRID SCREENPRINT

ADVANCED UNDERGRAD PRINTMAKING

THESE ARE SELECT WORKS FROM MY ADVANCED PRINT STUDENTS WHILE I WAS A GRADUATE INSTRUCTOR AT TEXAS TECH UNIVERSITY. INSTRUCTION AND ASSIGNMENTS GIVEN TO THESE STUDENTS WAS BASED ON THE STUDENT'S OWN PRACTICE



ETCHING, AQUATINT WITH À LA POUPÉE INKING

ADVANCED UNDERGRAD PRINTMAKING



RELIEF PRINT



SCREEN PRINT

DRAWING II



PEN AND INK



COLORED PENCIL



GRAPHITE

DRAWING II



BALLPOINT PEN



BALLPOINT PEN

These are small ballpoint pen drawings done by students using my rubber ducky collection as references

DRAWING II



COLORED PENCIL ON TONED PAPER



GRAPHITE

DRAWING II – PEN AND INK WARM UP EXERCISES







To introduce the techniques of new mediums, I have practice exercises for the students that generally revolve around me giving them an art movement, and they are to choose and artist and painting they like and do a representational drawing of the painting. In this case, pen and ink was the medium introduced. This helps them discover new artists, learn new styles, as well as hone their technique down where when introduced to the main assignment, they are ready to go.