

Acrylic Painting

Supply Checklist

Get on my list for upcoming classes

Email

ArtStudio@Deborah-Brooks.com

Find out how to test paint you may have to see if it has what it takes to help you be successful.

[Watch video here](#)



www.Deborah-Brooks.com

Paints

LIQUITEX

Heavy Body Acrylic Classics

6 tubes of .74 fl oz each

[See video](#) for Expansion options

Brushes

Princeton Art and Brush Co
Real Value Series

#1 Round, #4 Round,
1/4" Wash, 1/2" Flat

Palette Knife for mixing

Paper and Media

PAD of 24 sheets of heavy paper:
CANSON XL Series Acrylic & Oil paper
11"x14


LIQUITEX ACRYLIC MEDIA:
Slow Dri Fluid Additive 4 oz

Warm & Cool Primary Colors


Purchase these to mix most other colors.




Naphthol Crimson




Quinacradone Magenta



Phthalocyanine Blue (green shade)




Cadmium Free Yellow medium



Hansa Yellow Light




Titanium White



Mars Black (optional)

Acrylic Painting

Supply Checklist




Liquitex Professional Heavy Body Acrylic
Purchase separately from list above or this
quick 6 - color set
watch this video for info about EXPANSION
colors for best results.



Email

[ArtStudio@Deborah-
Brooks.com](mailto:ArtStudio@Deborah-Brooks.com)




Canson XL Series Oil & Acrylic Paper pad .
Bleed proof Canvas like texture, 11"x36"
White 24 pages




**Email me with your
questions!**

-Deborah




Paint Brush Set for Acrylic, Oil & Watercolor Paintbrush
Princeton Real Value, Series 9100,
Synthetic Gold Taklon
Round size 1, Wash size 4, 1/4" Flat, 1/2" flat



Palette knife with a bend in the handle.
Pointed tip




WWW.Deborah-Brooks.com




Liquitex Slow -Dri Fluid Retarder 4 oz



Enjoy the process!



Liquitex Basic Gesso Surface Prep
16oz white



Rag or paper towels
Large wide mouth cup for water
Palette: White plastic plate
or Stay Wet Palette (or for DIY
version) **watch this video**



Care & Handling for Acrylic supplies

Keep your paint in a cool place. Do not leave in the car, sun or baking near a sunny window. KEEP it from FREEZING by leaving outside in a cold climate.



This thick coated paper keeps paint from soaking in - if you use this coated paper you don't need to prime paper with Gesso.



Only use cool water to wash your brushes. First wipe off excess paint to keep it out of pipes and the ocean. Then rinse in cool water. Rub brush on a bar of handsoap and rinse until no color comes off on a rag or papertowel. Hot water dissolves the glue that holds the bristles in, so remember to keep it cool!



Using a palette knife instead of a brush will extend the life of your brushes AND create a better batch of paint to use.



Find out more about how to use additives and media in my Acrylic Painting courses. Gesso is good to use first if you use uncoated paper.



Conserve your materials and get more out of your practice with me. Make sure to add me to your Primary email folder.



Email

ArtStudio@Deborah-Brooks.com

Email me with your questions!
-Deborah



WWW.Deborah-Brooks.com

Enjoy the process!

Supply Tips