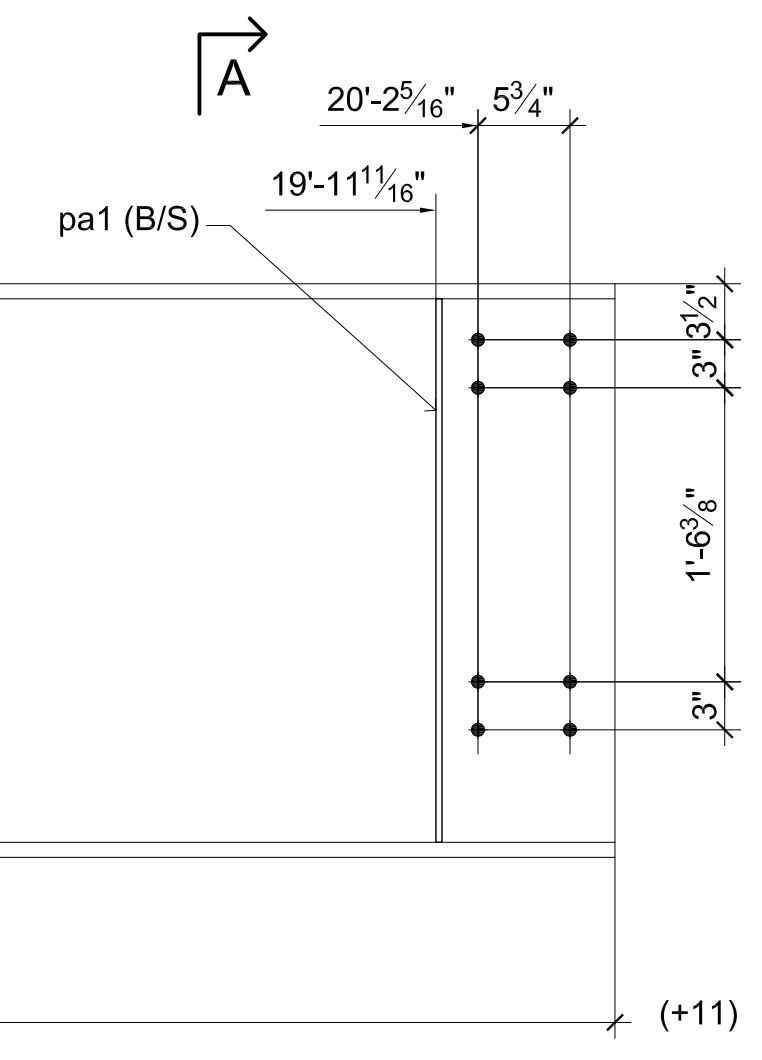
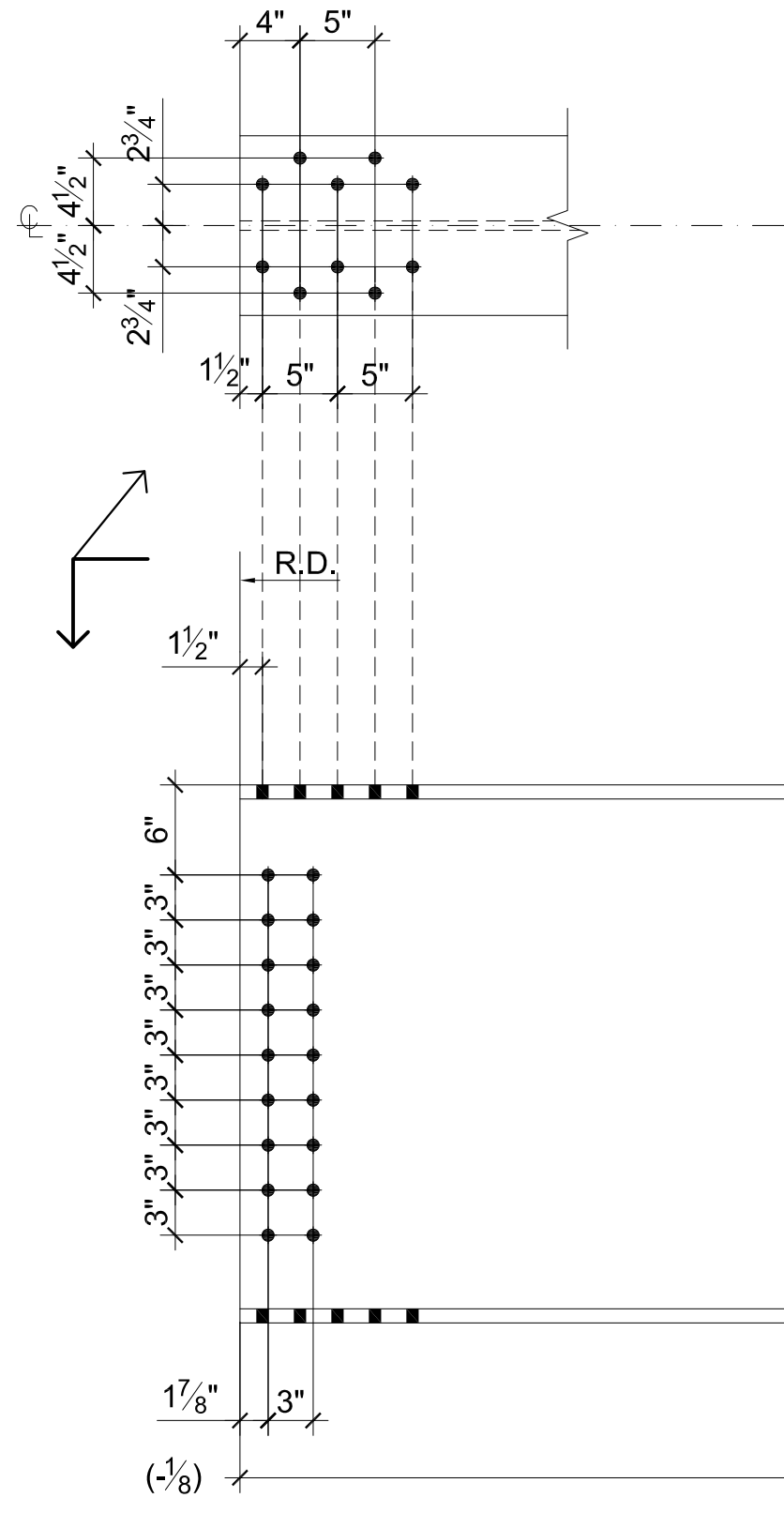


18'-9<sup>13</sup>/<sub>16</sub>" (W36x150x18'-9<sup>13</sup>/<sub>16</sub>"  
P. TO P. 17'-11<sup>5</sup>/<sub>8</sub>"

**2 BEAMS 1B1 REQ'D**

16	3/4"Øx2 1/4"	A325N	FIELD BOLTS
36	3/4"Øx2 3/4"	A325N	FIELD BOLTS
40	3/4"Øx3 1/4"	A325N	FIELD BOLTS



20'-10<sup>7</sup>/<sub>8</sub>" (W36x150x20'-10<sup>7</sup>/<sub>8</sub>"  
P. TO P. 20'-0"

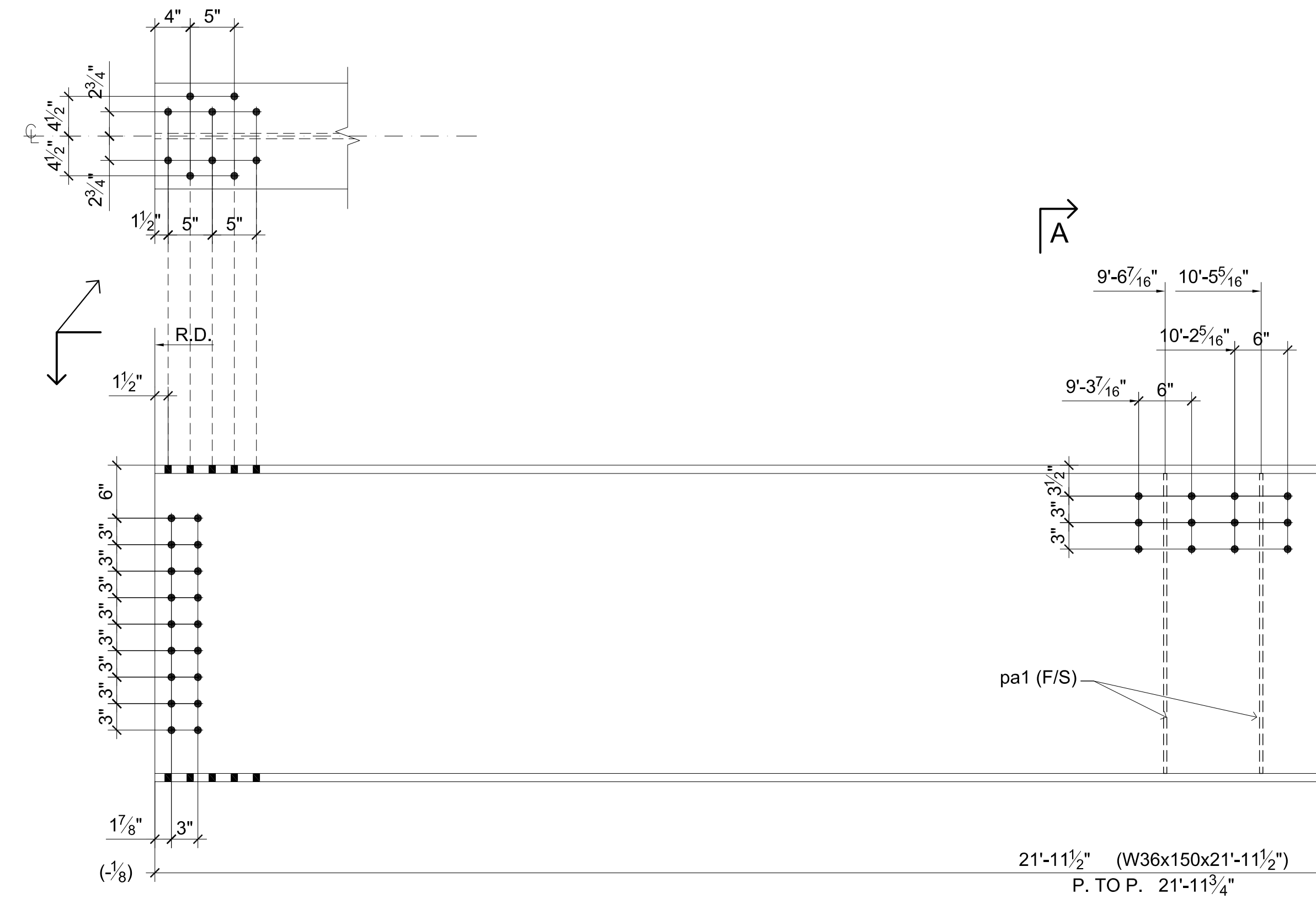
**2 BEAMS 1B2 REQ'D**

16	3/4"Øx2 1/4"	A325N	FIELD BOLTS
36	3/4"Øx2 3/4"	A325N	FIELD BOLTS
40	3/4"Øx3 1/4"	A325N	FIELD BOLTS

BILL OF MATERIAL							
Qty. Req'd	Ship Mark	Piece Mark	Description	Length		Total Weight	Remarks
				Ft.	In.		
2	1B1		BEAM				
2		1B1	W36x150	18	9 <sup>13</sup> / <sub>16</sub>		
4		pa1	PL 3/8x5 1/16	2	10		STIFFENER
2	1B2		BEAM				
2		1B2	W36x150	20	10 <sup>7</sup> / <sub>8</sub>		
4		pa1	PL 3/8x5 1/16	2	10		STIFFENER

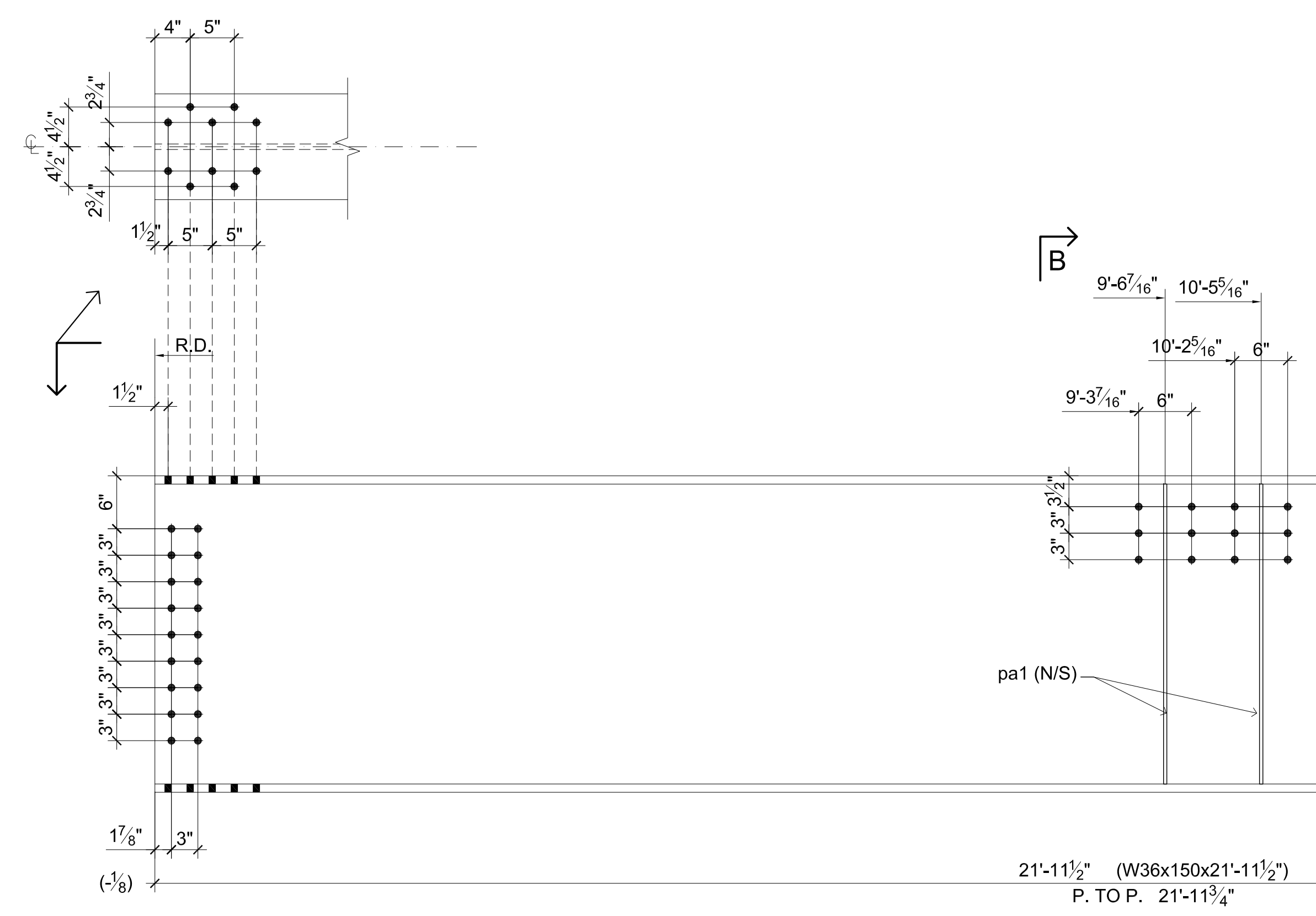
REVISIONS			NORTHEASTERN STEEL INC.			
Nº	DATE	REMARKS				
			PROJECT: CAROUSEL CENTER			
			TITLE: BEAMS DETAILS @ LINE J.5			
			ARCHITECT: STRUCT. ENG'N:			
			DWG BY: F.L.W	DATE: 03/23/2012	CONTRACT	DRAWING
			CHK'D BY: A.T	DATE: 03/23/2012		1

NOTES:  
 MATERIAL: ALL STRUC. STEEL ASTM A-992,  
 PLATES, ANGLES, & MISC. ASTM A-36  
 HOLES: 13/16"Ø (U.N.O.)  
 BOLTS: 3/4"Ø ASTM A325 N (U.N.O.)  
 WELD: E70XX (U.N.O.)  
 PAINT: ONE COAT OF SHOP PRIMER



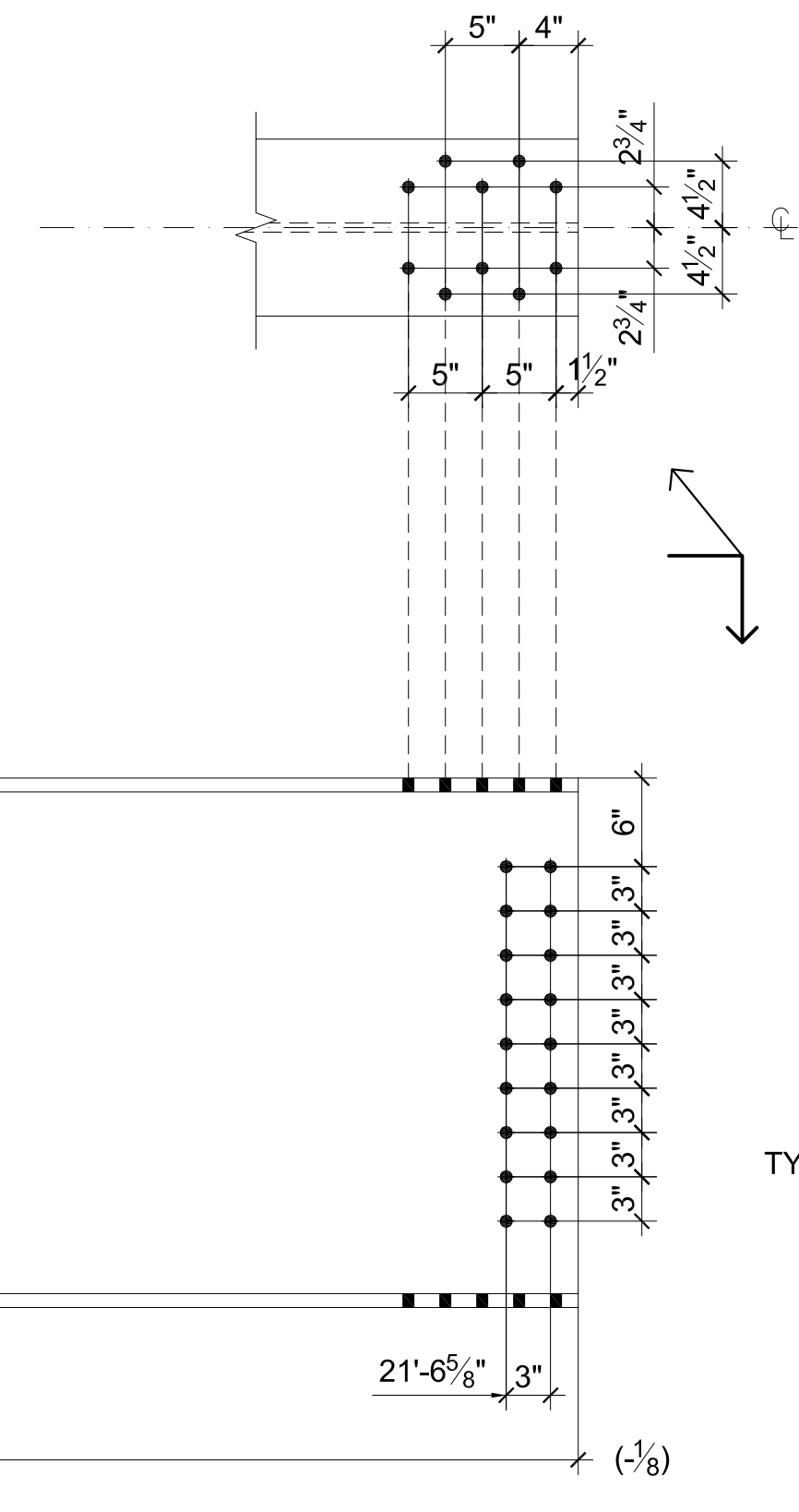
**ONE BEAM 2B1 REQ'D**

12	$\frac{3}{4}"$ Øx2 $\frac{1}{4}"$	A325N	FIELD BOLTS
36	$\frac{3}{4}"$ Øx2 $\frac{3}{4}"$	A325N	FIELD BOLTS
40	$\frac{3}{4}"$ Øx3 $\frac{1}{4}"$	A325N	FIELD BOLTS

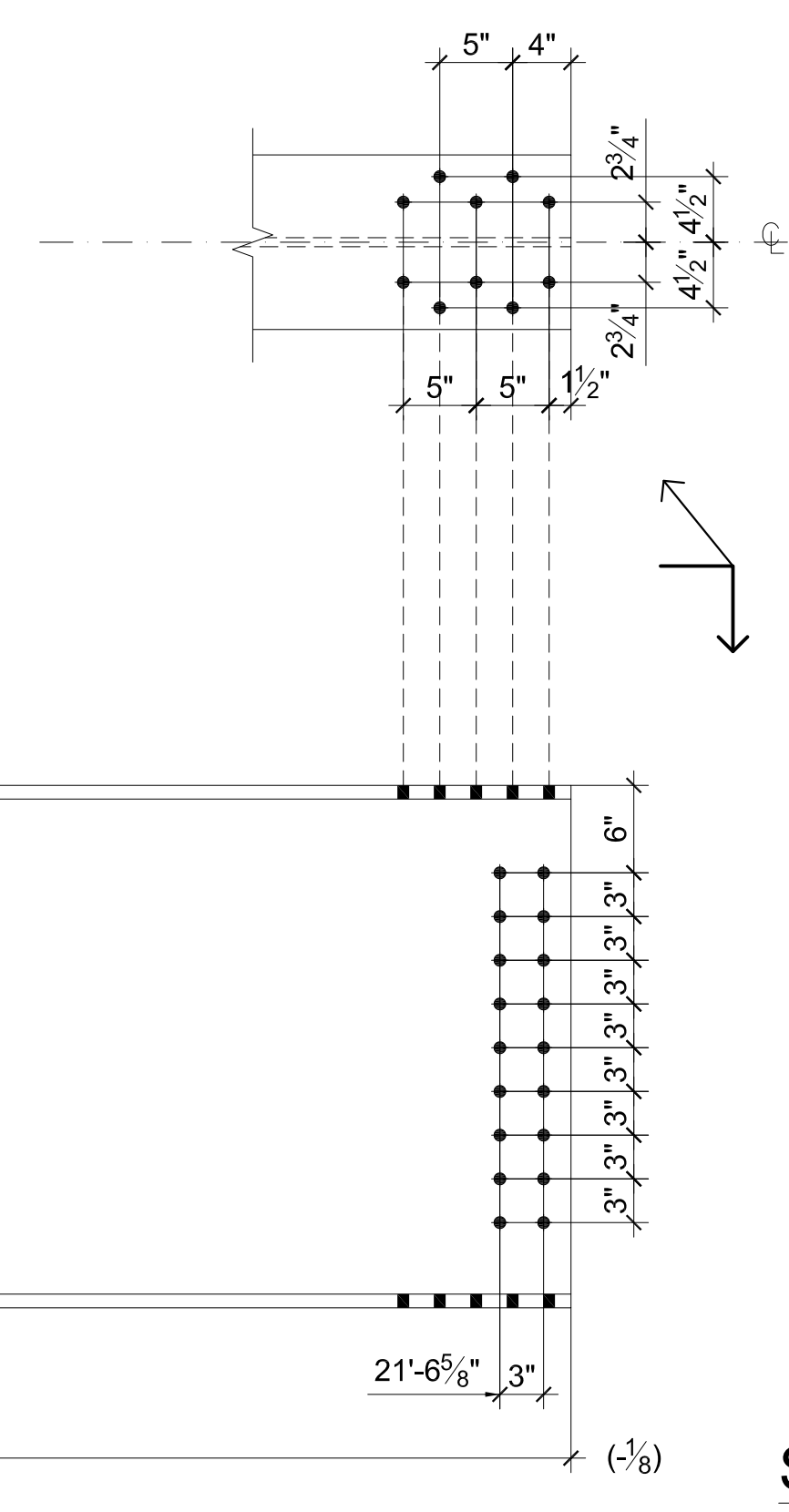


**ONE BEAM 2B2 REQ'D**

12	$\frac{3}{4}"$ Øx2 $\frac{1}{4}"$	A325N	FIELD BOLTS
36	$\frac{3}{4}"$ Øx2 $\frac{3}{4}"$	A325N	FIELD BOLTS
40	$\frac{3}{4}"$ Øx3 $\frac{1}{4}"$	A325N	FIELD BOLTS



**SECTION A**



**SECTION B**

BILL OF MATERIAL						
Qty. Req'd	Ship Mark	Piece Mark	Description	Length		Remarks
				Ft.	In.	
1	2B1		BEAM			
1		2B1	W36x150	21	11 $\frac{1}{2}$	
2		pa1	PL $\frac{3}{8}$ x5 $\frac{1}{16}$	2	10	STIFFENER
1	2B2		BEAM			
1		2B2	W36x150	21	11 $\frac{1}{2}$	
2		pa1	PL $\frac{3}{8}$ x5 $\frac{1}{16}$	2	10	STIFFENER

NOTES:  
 MATERIAL: ALL STRUC. STEEL ASTM A-992,  
 PLATES, ANGLES, & MISC. ASTM A-36  
 HOLES:  $\frac{13}{16}$ "Ø (U.N.O.)  
 BOLTS:  $\frac{3}{4}"$ Ø ASTM A325 N (U.N.O.)  
 WELD: E70XX (U.N.O.)  
 PAINT: ONE COAT OF SHOP PRIMER

REVISIONS			
Nº	DATE	REMARKS	

**NORTHEASTERN STEEL INC.**

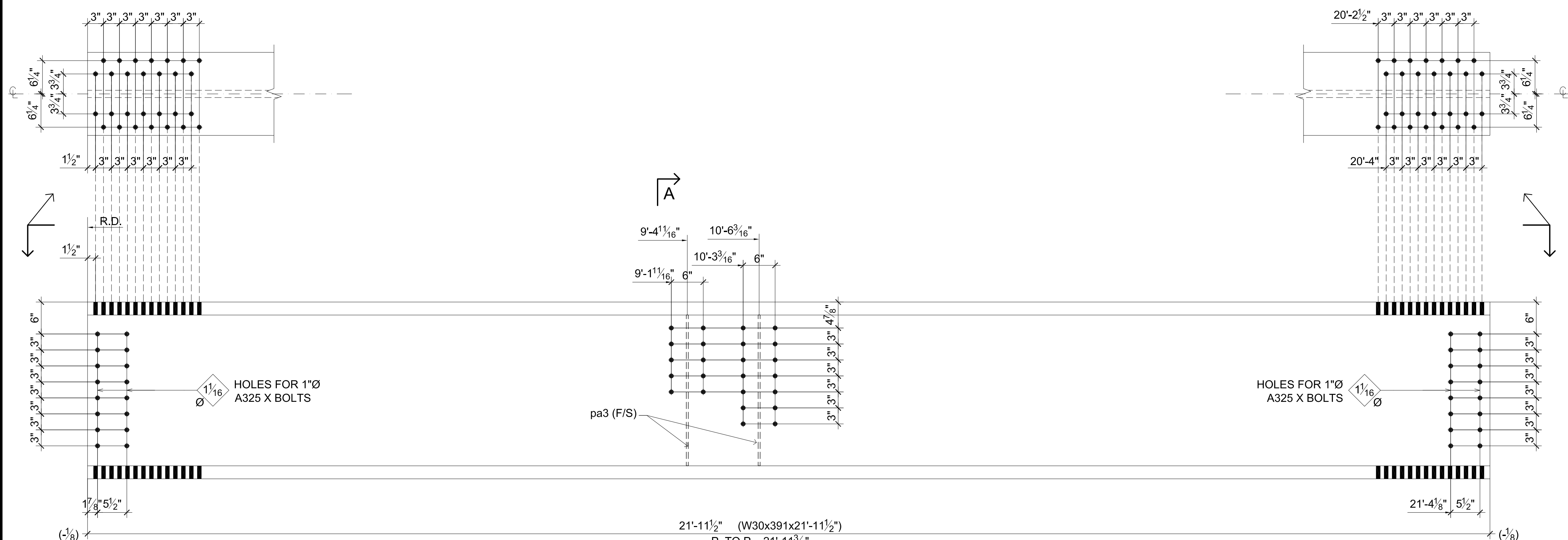
PROJECT:  
**CAROUSEL CENTER**

TITLE:  
**BEAMS DETAILS @ LINE J.5**

ARCHITECT:  
 STRUCT. ENG'N:

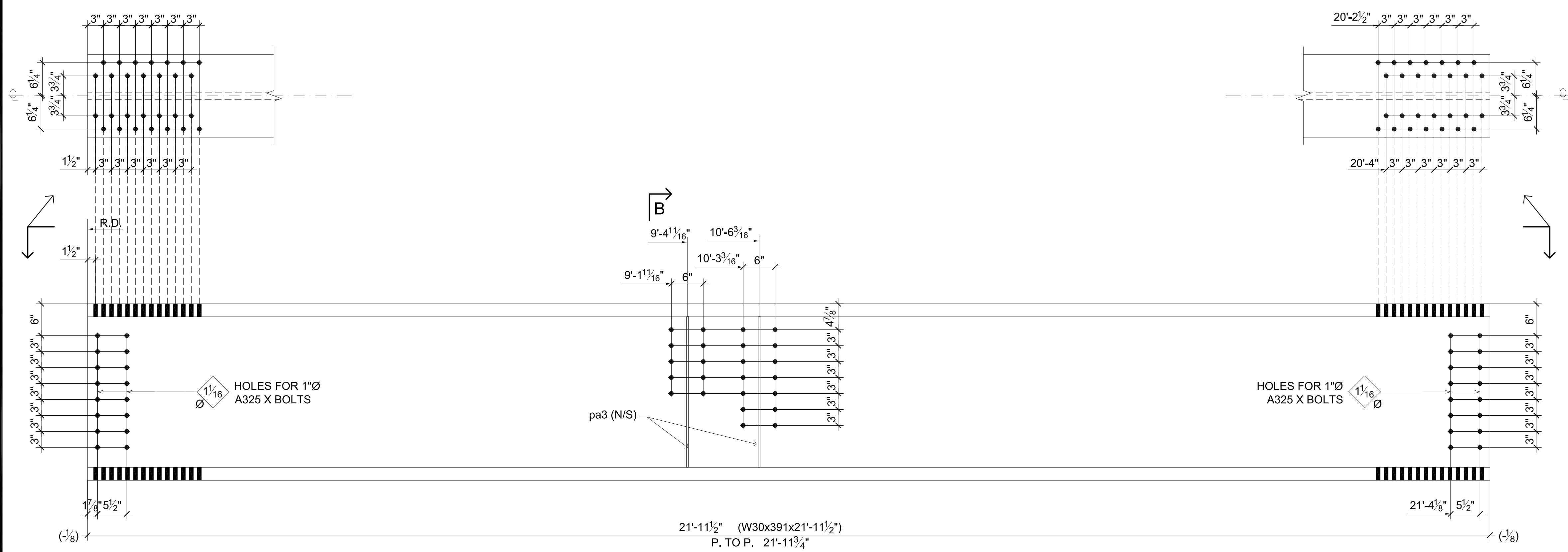
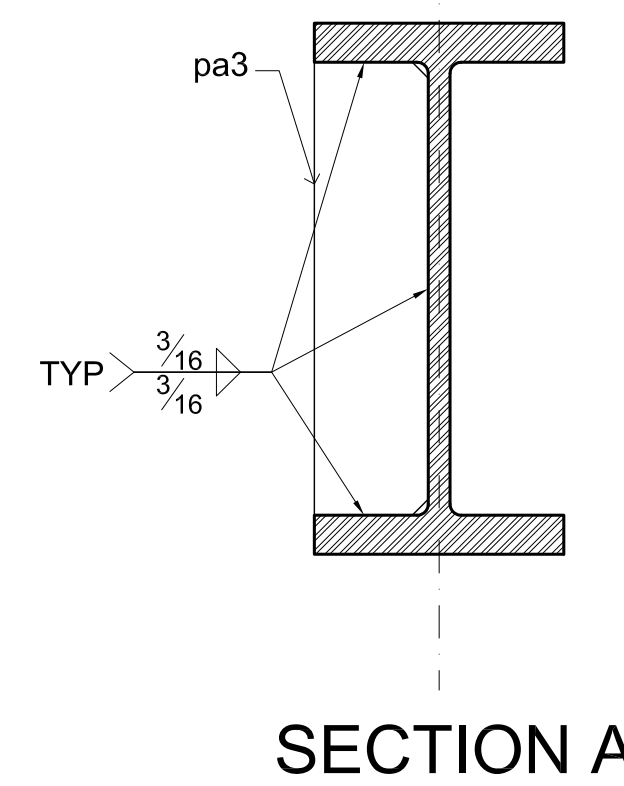
DWG BY F.L.W	DATE: 03/23/2012	CONTRACT	DRAWING
CHK'D BY A.T	DATE: 03/23/2012		2





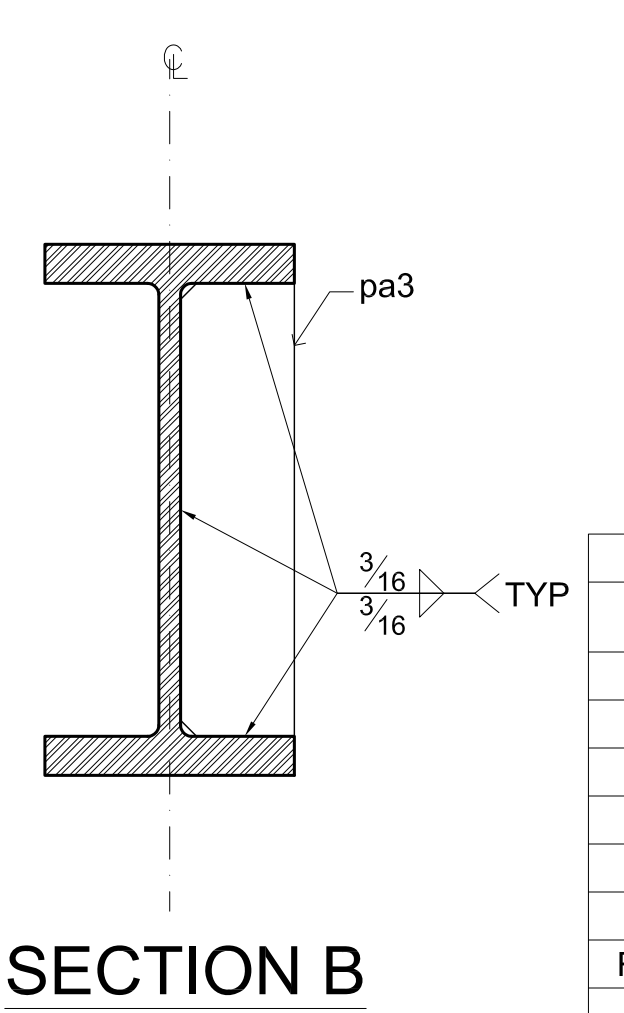
ONE BEAM 4B1 REQ'D

24	3/4"Øx3	A325N	FIELD BOLTS
32	1"Øx4 1/2"	A325 X	FIELD BOLTS
112	3/4"Øx6"	A325N	FIELD BOLTS



ONE BEAM 4B2 REQ'D

24	3/4"Øx3	A325N	FIELD BOLTS
32	1"Øx4 1/2"	A325 X	FIELD BOLTS
112	3/4"Øx6"	A325N	FIELD BOLTS



Qty. Req'd	Ship Mark	Piece Mark	Description	Length		Total Weight	Remarks
				Ft.	In.		
1	4B1		BEAM				
1		4B1	W30x391	21	11 1/2		
2		pa3	PL 3/8x7 1/8	2	4 5/16		STIFFENER
1	4B2		BEAM				
1		4B2	W30x391	21	11 1/2		
2		pa3	PL 3/8x7 1/8	2	4 5/16		STIFFENER

REVISIONS		
Nº	DATE	REMARKS

**NORTHEASTERN STEEL INC.**

PROJECT: **CAROUSEL CENTER**

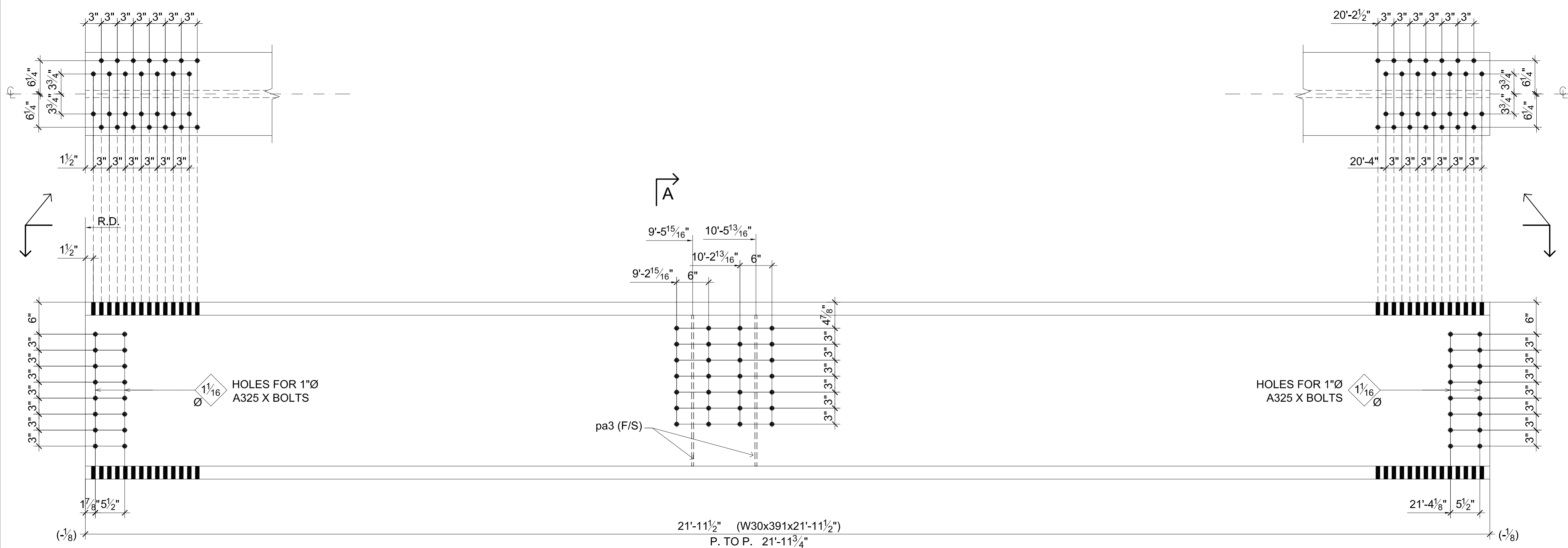
TITLE: **BEAMS DETAILS @ LINE J**

ARCHITECT: **STRUCT. ENG'N:**

DWG BY: F.L.W	DATE: 03/30/2012	CONTRACT	DRAWING
CHK'D BY: A.T	DATE: 03/30/2012		4

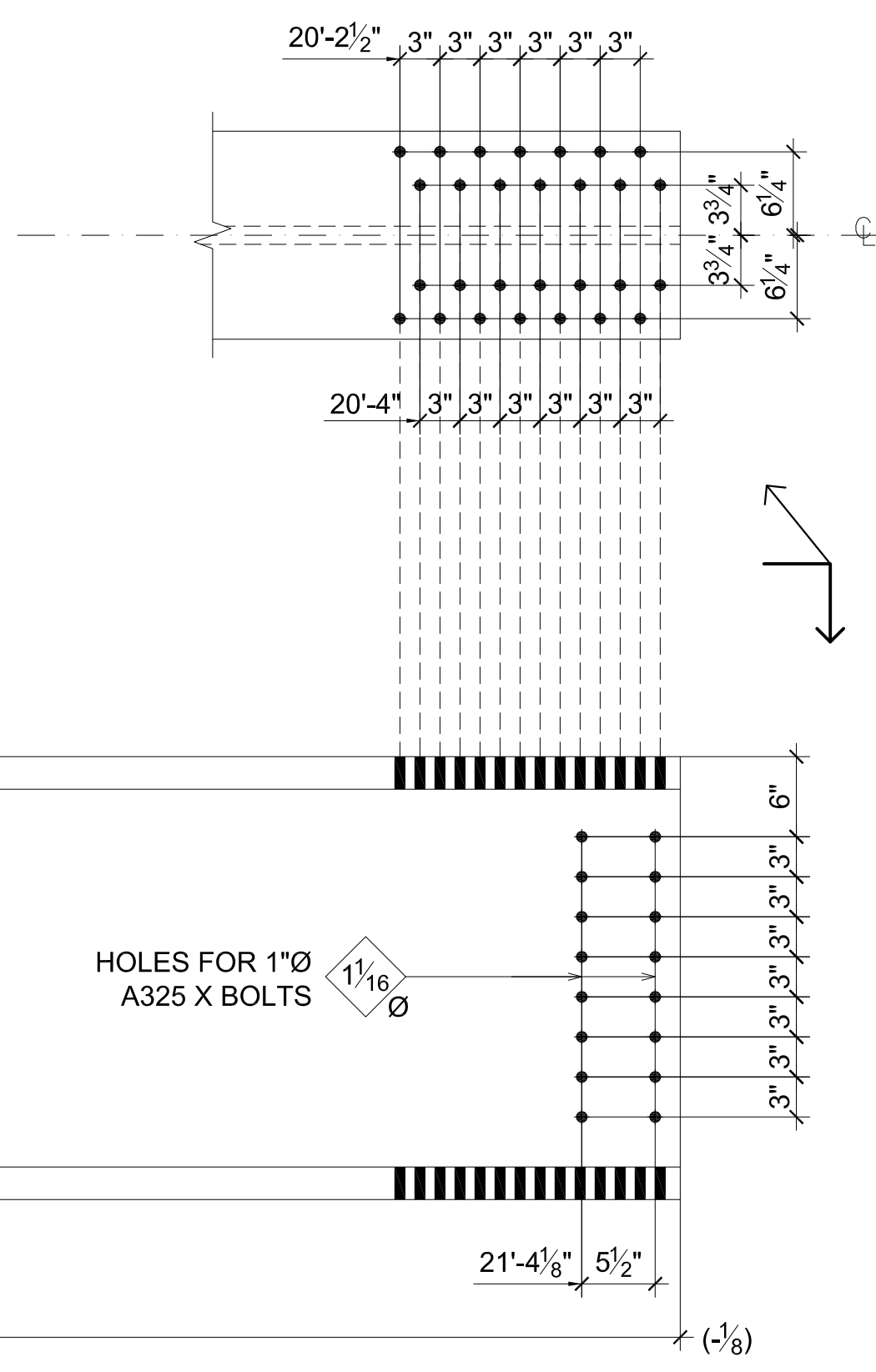
NOTES:  
 MATERIAL: ALL STRUC. STEEL ASTM A-992,  
 PLATES, ANGLES, & MISC. ASTM A-36  
 HOLES: 13/16"Ø (U.N.O.)  
 BOLTS: 3/4"Ø ASTM A325 N (U.N.O.)  
 WELD: E70XX (U.N.O.)  
 PAINT: ONE COAT OF SHOP PRIMER





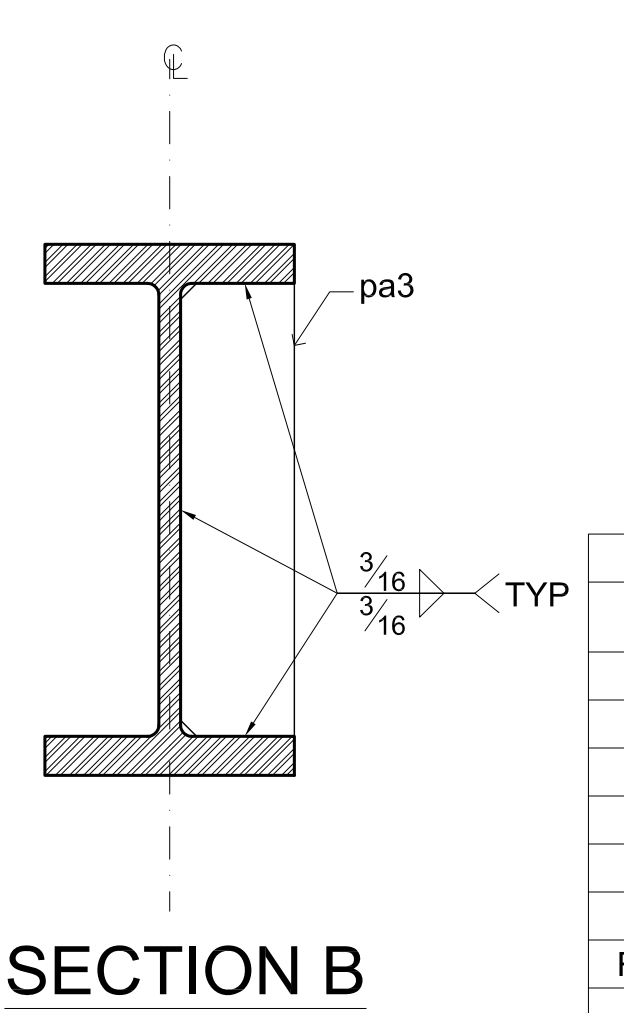
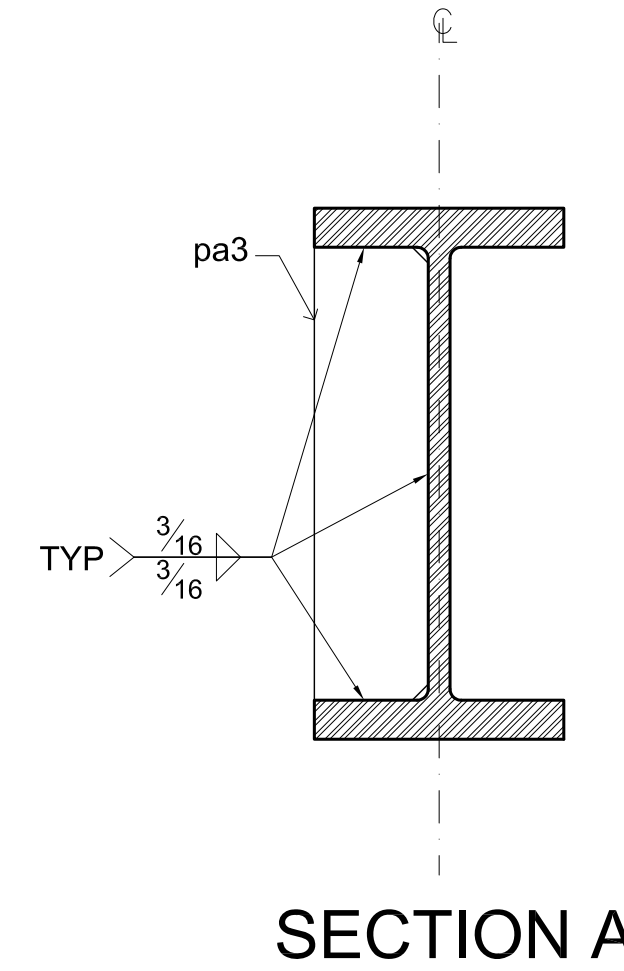
ONE BEAM 5AB1 REQ'D

28	3/4"Øx3	A325N	FIELD BOLTS
32	1"Øx4 1/2"	A325 X	FIELD BOLTS
112	3/4"Øx6"	A325N	FIELD BOLTS



ONE BEAM 5AB2 REQ'D

28	3/4"Øx3	A325N	FIELD BOLTS
32	1"Øx4 1/2"	A325 X	FIELD BOLTS
112	3/4"Øx6"	A325N	FIELD BOLTS




BILL OF MATERIAL							
Qty. Req'd	Ship Mark	Piece Mark	Description	Length		Total Weight	Remarks
				Ft.	In.		
1	5AB1		BEAM				
1		5AB1	W30x391	21	11 1/2		
2		pa3	PL 3/8x7 1/8	2	4 5/16		STIFFENER
1	5AB2		BEAM				
1		5AB2	W30x391	21	11 1/2		
2		pa3	PL 3/8x7 1/8	2	4 5/16		STIFFENER

REVISIONS		
Nº	DATE	REMARKS


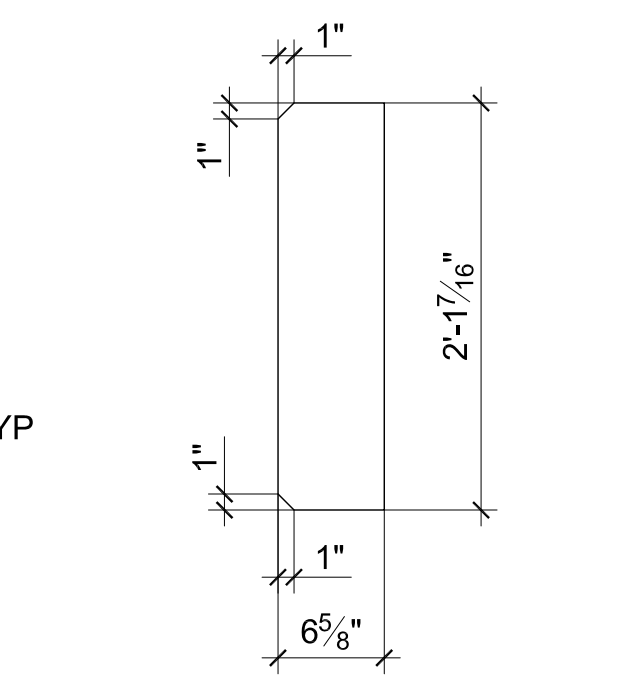
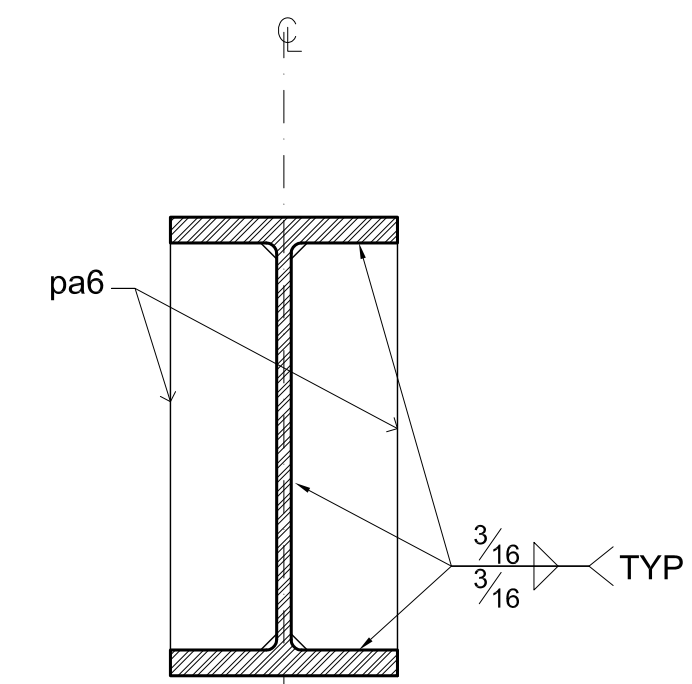
<b>NORTHEASTERN STEEL INC.</b>			
PROJECT:			
CAROUSEL CENTER			
TITLE:			
BEAMS DETAILS @ LINE H			
ARCHITECT:			
STRUCT. ENG'N:			
DWG BY	DATE:	CONTRACT	DRAWING
F.L.W	03/30/2012		5A
CHK'D BY	DATE:		
A.T	03/30/2012		

NOTES:  
 MATERIAL: ALL STRUC. STEEL ASTM A-992,  
 PLATES, ANGLES, & MISC. ASTM A-36  
 HOLES: 13/16"Ø (U.N.O.)  
 BOLTS: 3/4"Ø ASTM A325 N (U.N.O.)  
 WELD: E70XX (U.N.O.)  
 PAINT: ONE COAT OF SHOP PRIMER



**2 BEAMS 6B1 REQ'D**

16	3/4"Øx2 1/2" A325N	FIELD BOLTS
28	1"Øx3 1/2" A325N	FIELD BOLTS
80	3/4"Øx4 3/4" A325N	FIELD BOLTS



**2 BEAMS 6B2 REQ'D**

16	3/4"Øx2 1/2" A325N	FIELD BOLTS
28	1"Øx3 1/2" A325N	FIELD BOLTS
80	3/4"Øx4 3/4" A325N	FIELD BOLTS

NOTES:  
 MATERIAL: ALL STRUC. STEEL ASTM A-992,  
 PLATES, ANGLES, & MISC. ASTM A-36  
 HOLES: 13/16"Ø (U.N.O.)  
 BOLTS: 3/4"Ø ASTM A325 N (U.N.O.)  
 WELD: E70XX (U.N.O.)  
 PAINT: ONE COAT OF SHOP PRIMER

BILL OF MATERIAL

Qty. Req'd	Ship Mark	Piece Mark	Description	Length		Total Weight	Remarks
				Ft.	In.		
2	6B1		BEAM				
2		6B1	W27x235	18	9 1/16		
4		pa6	PL 3/8x6 5/8	2	17 1/16		STIFFENER
2	6B2		BEAM				
2		6B2	W27x235	20	10 7/8		
4		pa6	PL 3/8x6 5/8	2	17 1/16		STIFFENER

REVISIONS		
N°	DATE	REMARKS

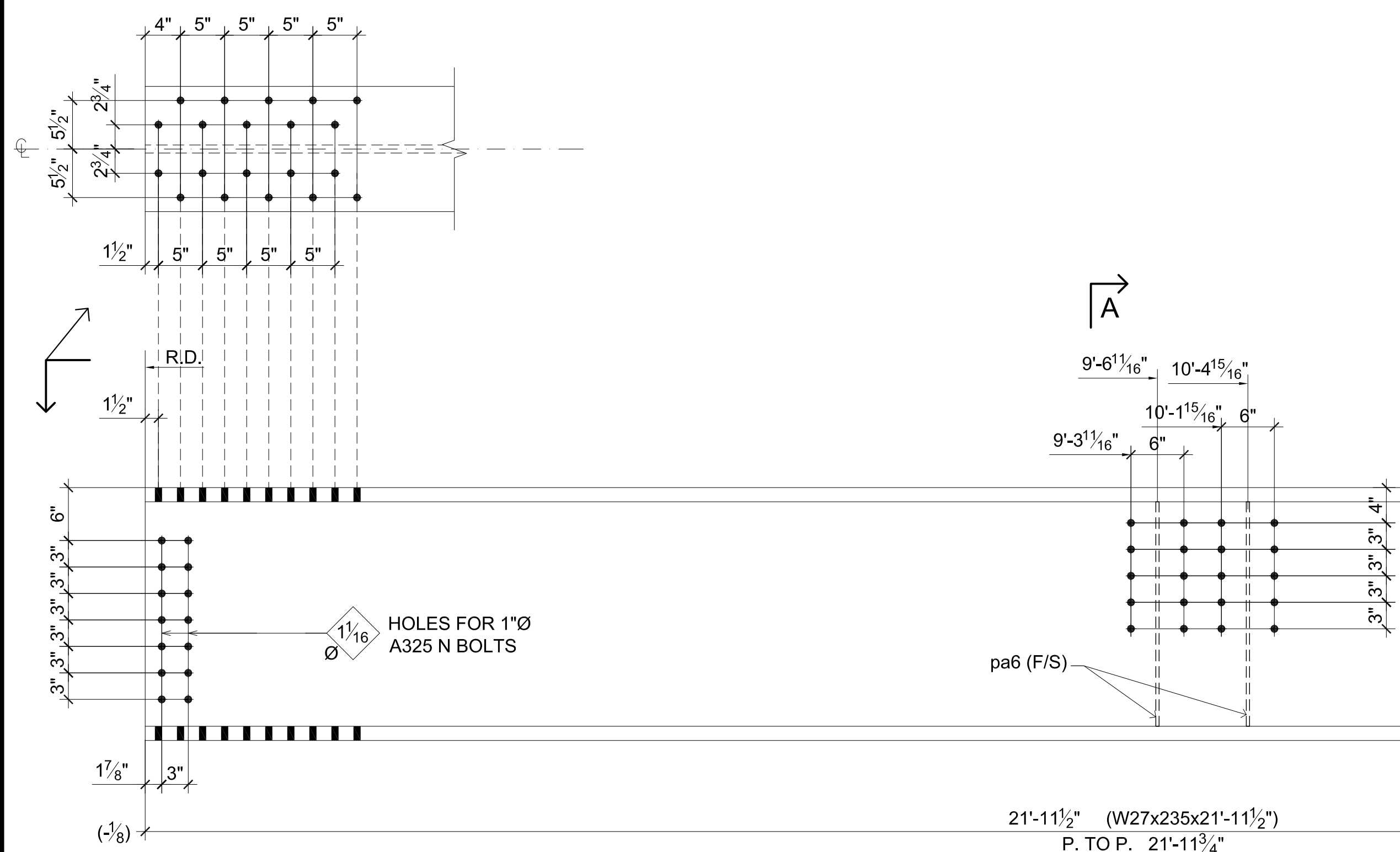
**NORTHEASTERN STEEL INC.**

PROJECT:  
**CAROUSEL CENTER**

TITLE:  
**BEAMS DETAILS @ LINE H.5**

ARCHITECT:  
 STRUCT. ENG'N:

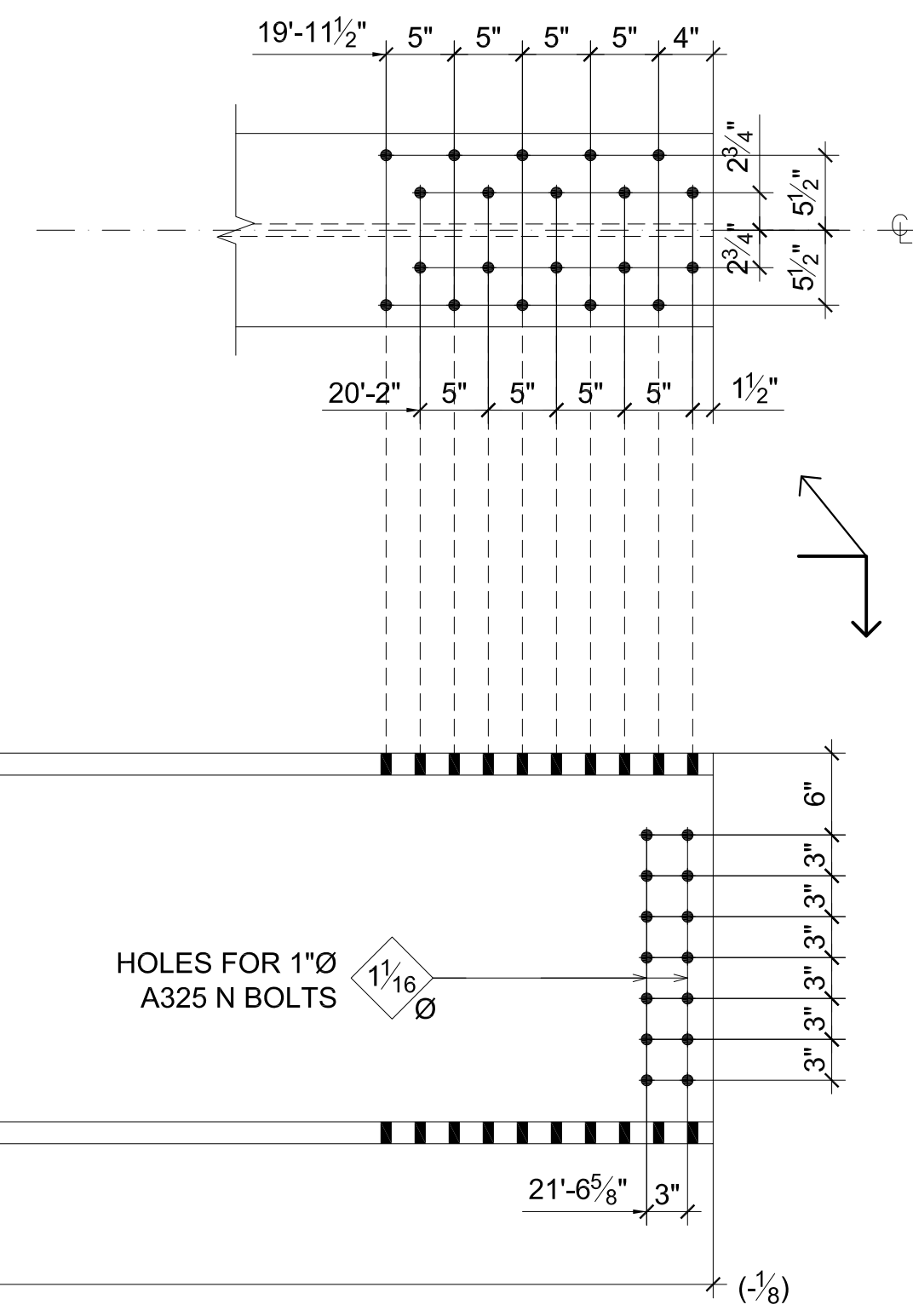
DWG BY F.L.W	DATE: 04/05/2012	CONTRACT	DRAWING
CHK'D BY A.T	DATE: 04/05/2012		6



21'-11 1/2" (W27x235x21'-11 1/2")  
P. TO P. 21'-11 3/4"

ONE BEAM 6AB1 REQ'D

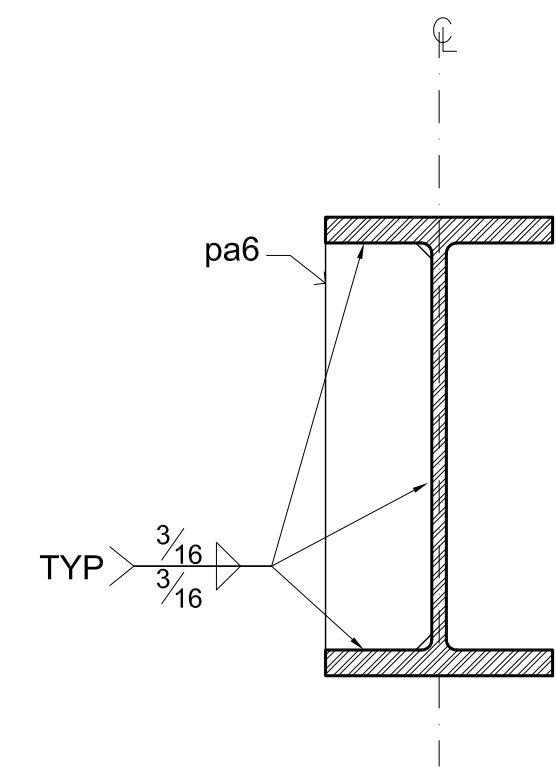
20	3/4"Øx2 1/2"	A325N	FIELD BOLTS
28	1"Øx3 1/2"	A325N	FIELD BOLTS
80	3/4"Øx4 3/4"	A325N	FIELD BOLTS



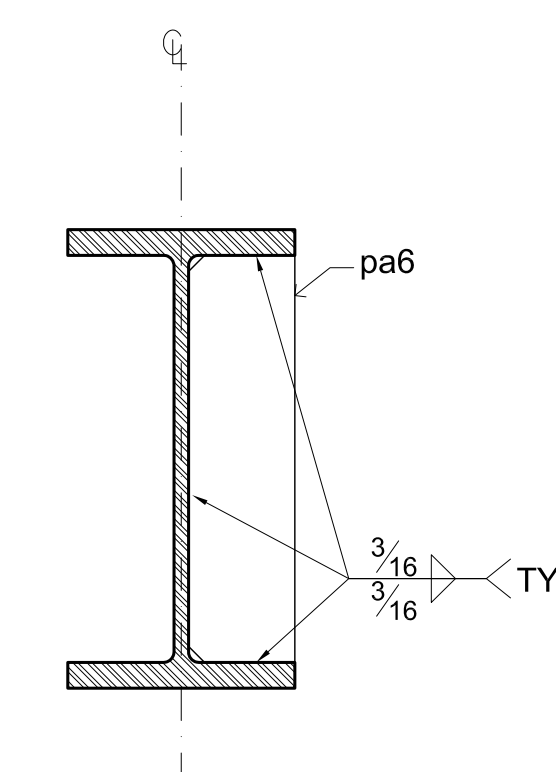
21'-11 1/2" (W27x235x21'-11 1/2")  
P. TO P. 21'-11 3/4"

ONE BEAM 6AB2 REQ'D

20	3/4"Øx2 1/2"	A325N	FIELD BOLTS
28	1"Øx3 1/2"	A325N	FIELD BOLTS
80	3/4"Øx4 3/4"	A325N	FIELD BOLTS



SECTION A



SECTION B

BILL OF MATERIAL							
Qty. Req'd	Ship Mark	Piece Mark	Description	Length		Total Weight	Remarks
				Ft.	In.		
1	6AB1		BEAM				
1		6AB1	W27x235	21	11 1/2		
2		pa6	PL 3/8x6 5/8	2	1 1/16		STIFFENER
1	6AB2		BEAM				
1		6AB2	W27x235	21	11 1/2		
2		pa6	PL 3/8x6 5/8	2	1 1/16		STIFFENER

REVISIONS		
Nº	DATE	REMARKS

**NORTHEASTERN STEEL INC.**

PROJECT:  
**CAROUSEL CENTER**

TITLE:  
**BEAMS DETAILS @ LINE H.5**

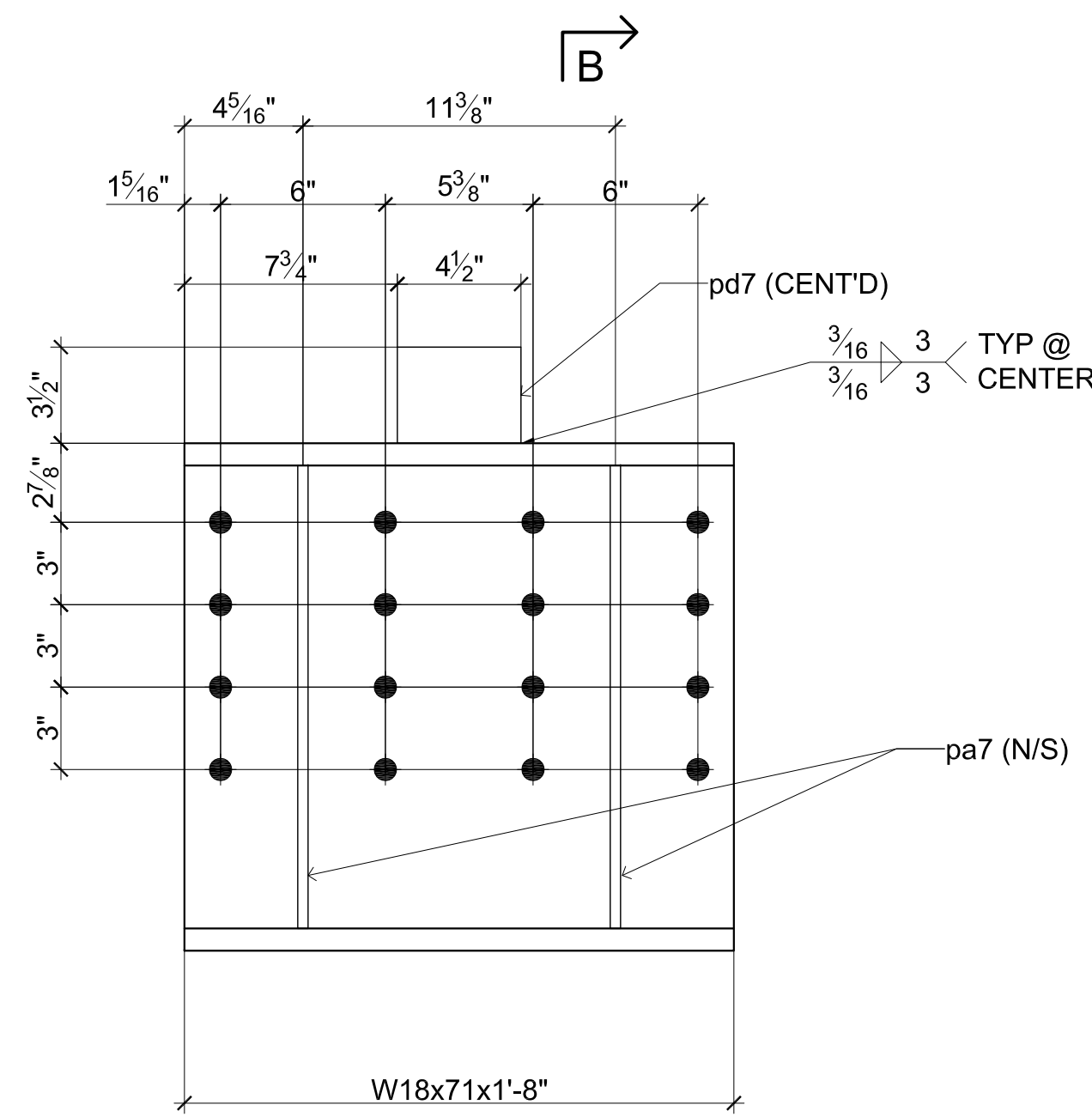
ARCHITECT:  
STRUCT. ENG'N:

DWG BY F.L.W	DATE: 04/05/2012	CONTRACT	DRAWING
CHK'D BY A.T	DATE: 04/05/2012		<b>6A</b>

NOTES:  
MATERIAL: ALL STRUC. STEEL ASTM A-992,  
PLATES, ANGLES, & MISC. ASTM A-36  
HOLES: 1 1/16"Ø (U.N.O.)  
BOLTS: 3/4"Ø ASTM A325 N (U.N.O.)  
WELD: E70XX (U.N.O.)  
PAINT: ONE COAT OF SHOP PRIMER

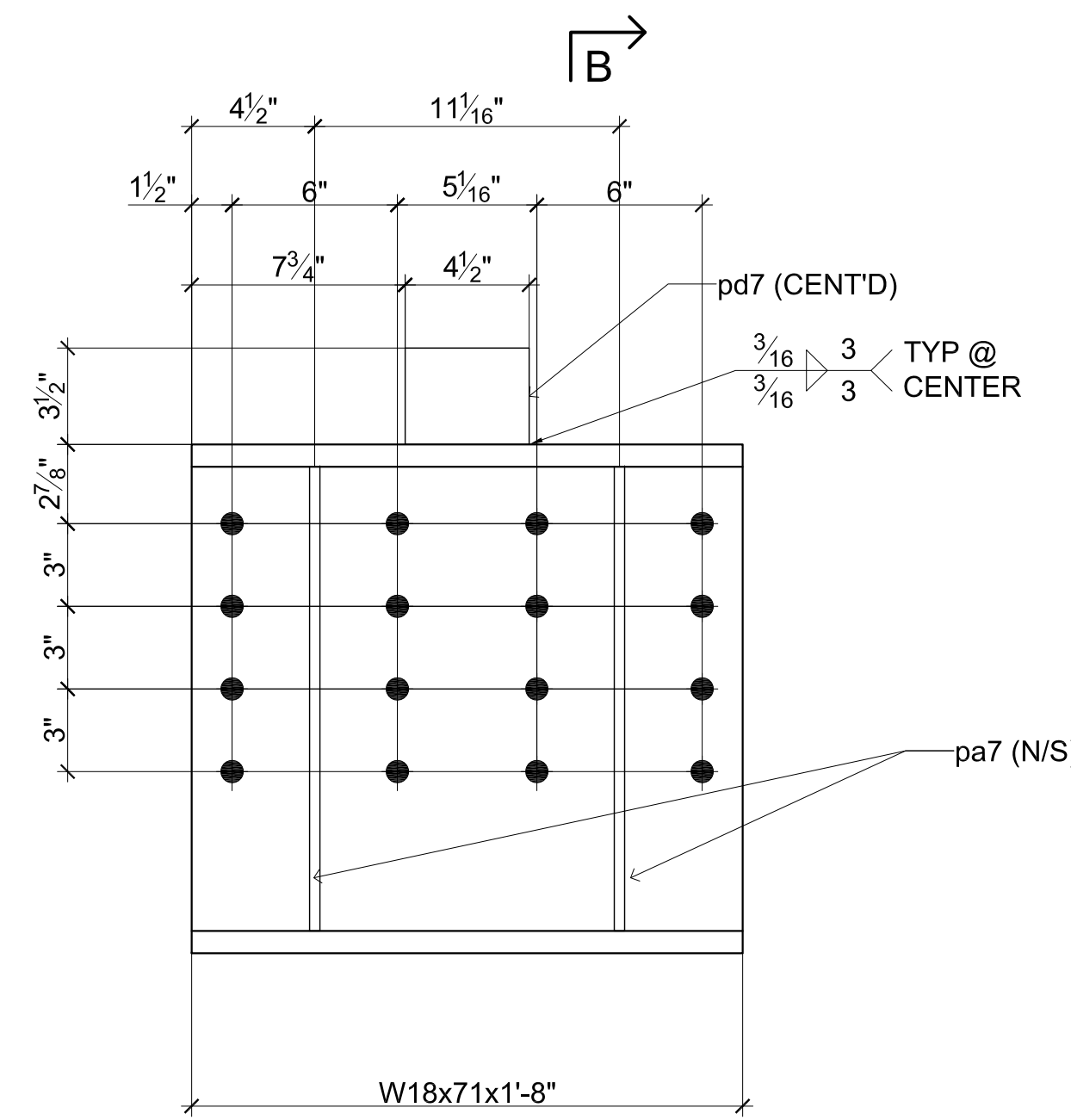


**DRAWINGS AS BUILT**



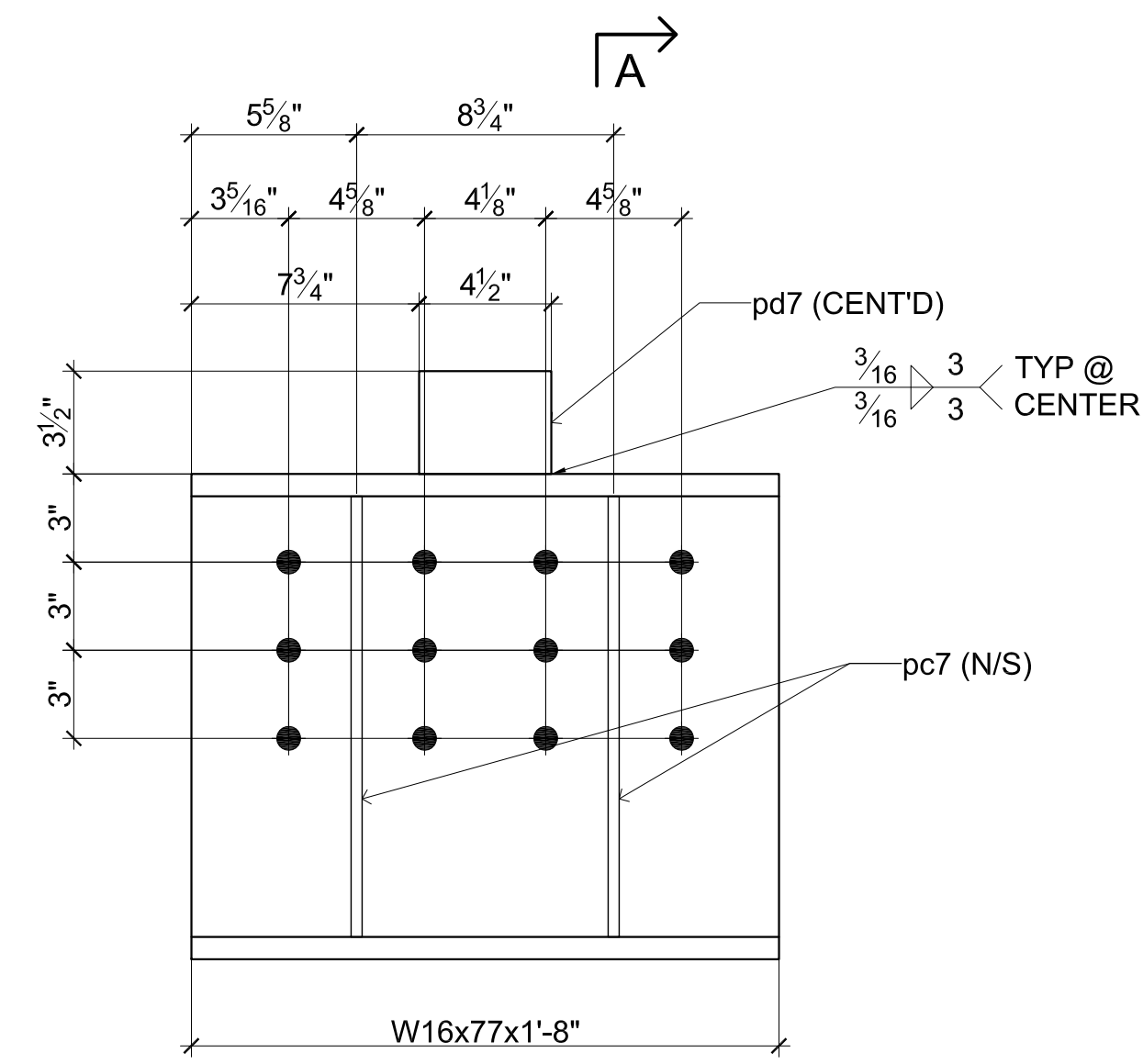
**2 BEAMS 7B1 REQ'D**

32	3/4"Øx2"	A325N	FIELD BOLTS
----	----------	-------	-------------



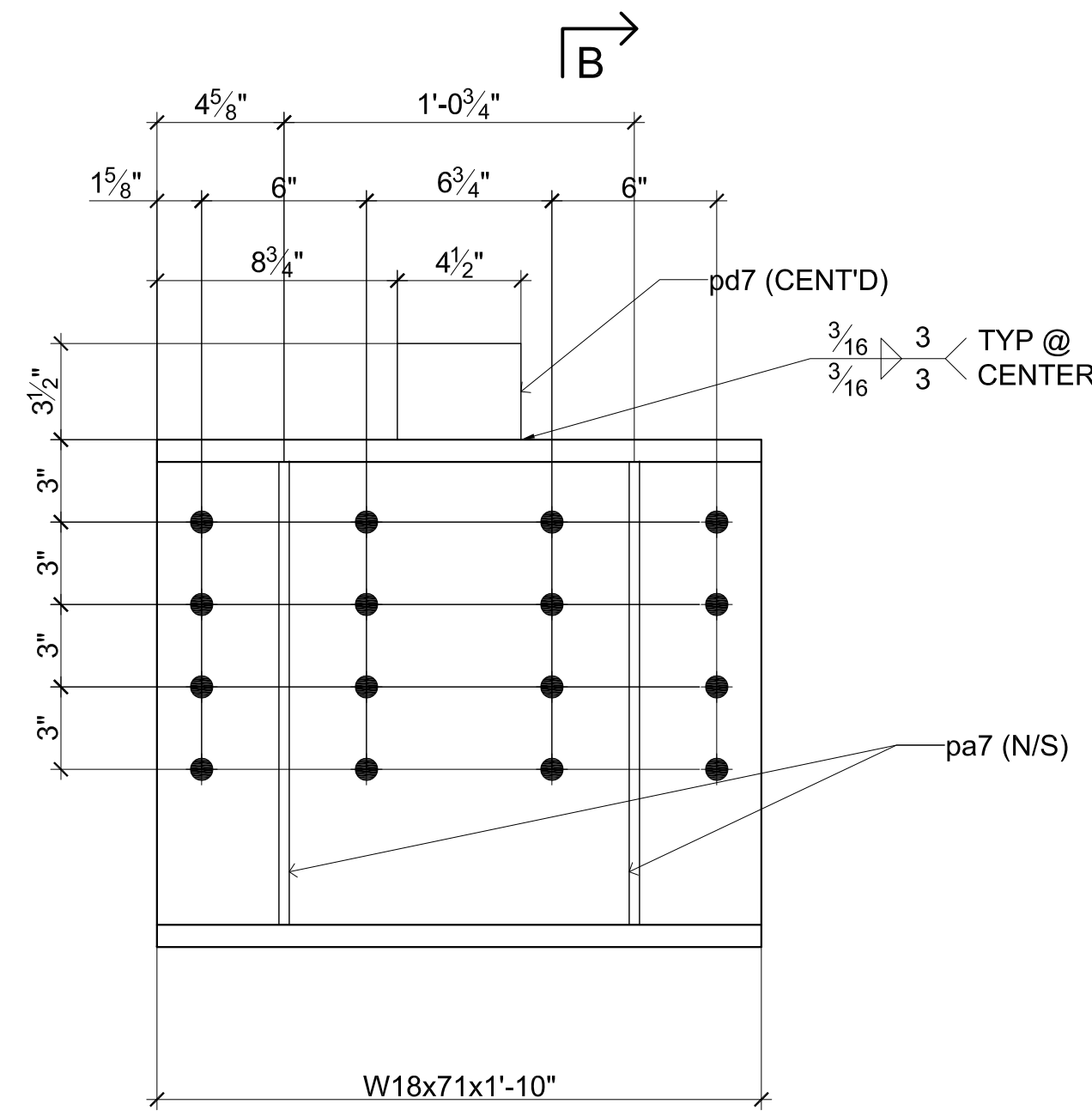
**2 BEAMS 7B2 REQ'D**

32	3/4"Øx2"	A325N	FIELD BOLTS
----	----------	-------	-------------



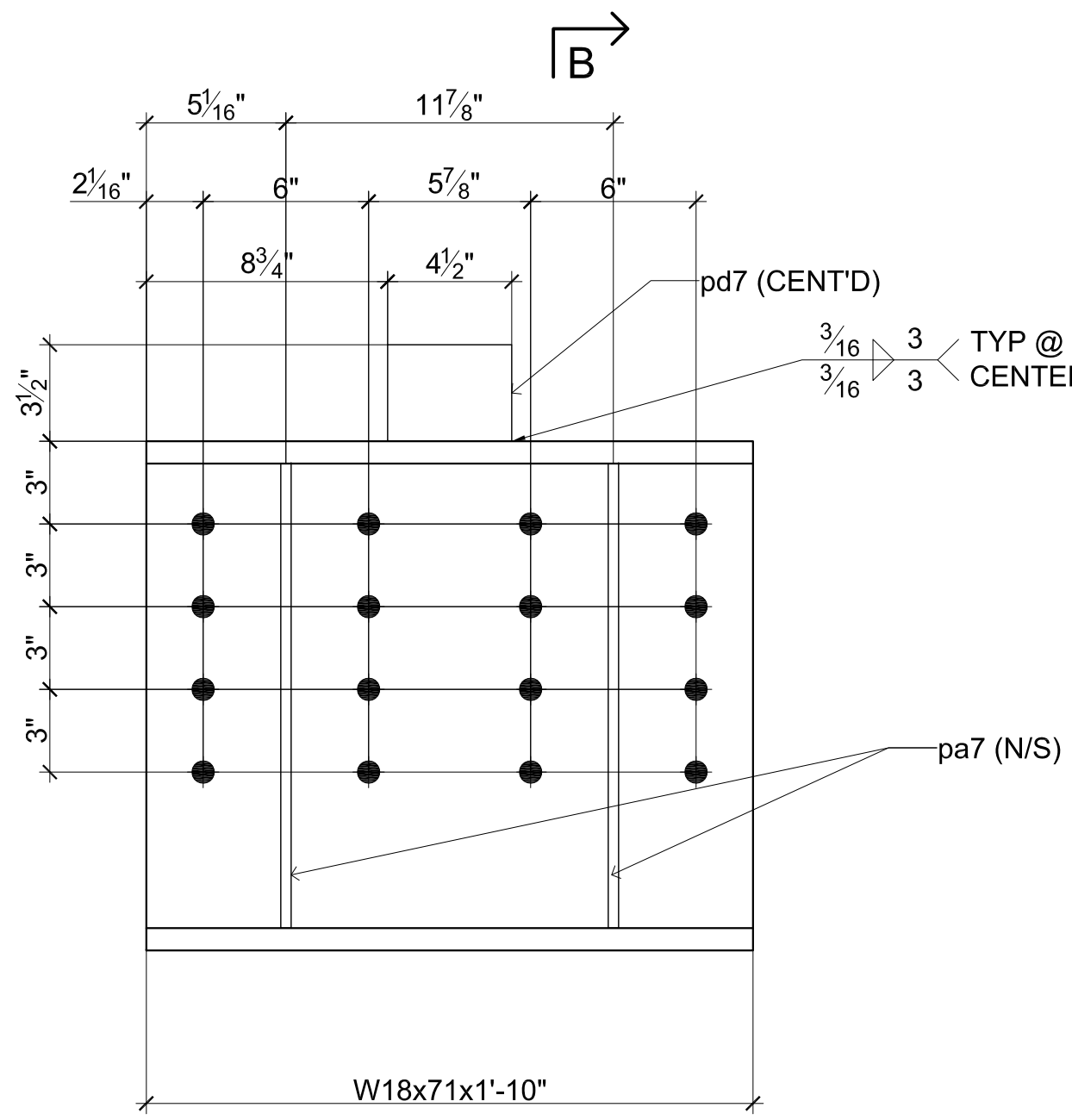
**2 BEAMS 7B3 REQ'D**

24	3/4"Øx2"	A325N	FIELD BOLTS
----	----------	-------	-------------



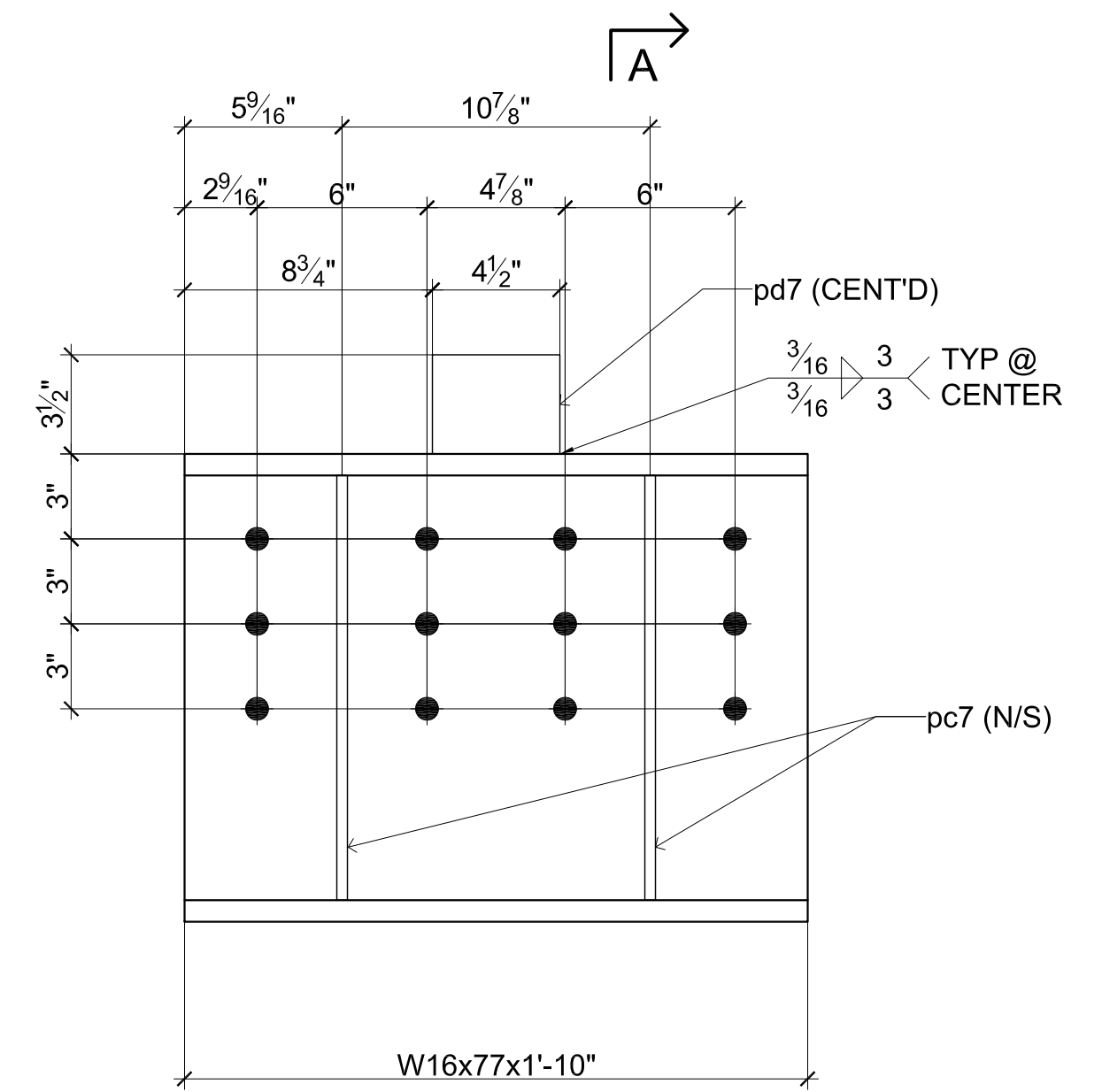
**2 BEAMS 7B4 REQ'D**

32	3/4"Øx2"	A325N	FIELD BOLTS
----	----------	-------	-------------



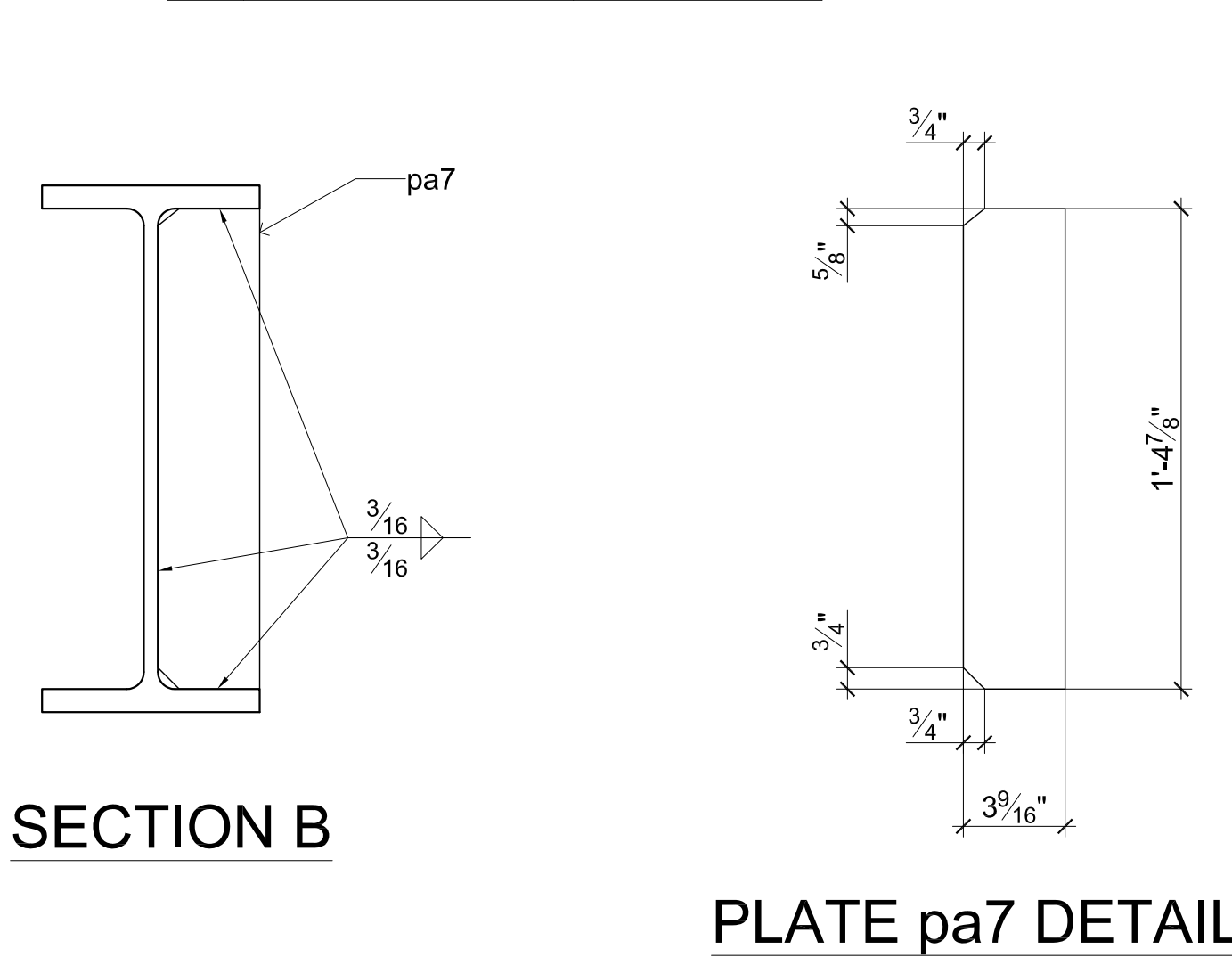
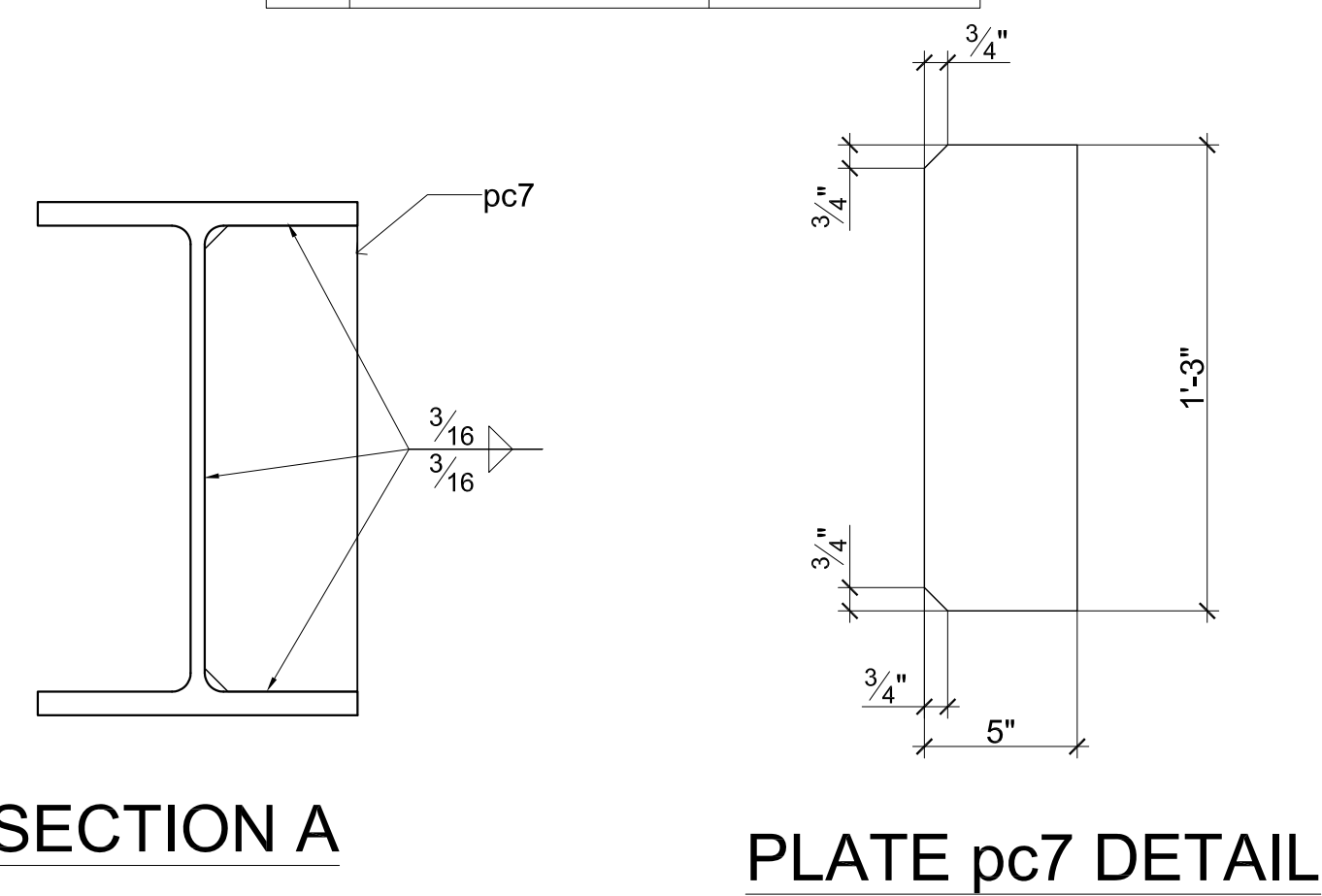
**2 BEAMS 7B5 REQ'D**

32	3/4"Øx2"	A325N	FIELD BOLTS
----	----------	-------	-------------



**2 BEAMS 7B6 REQ'D**

24	3/4"Øx2"	A325N	FIELD BOLTS
----	----------	-------	-------------

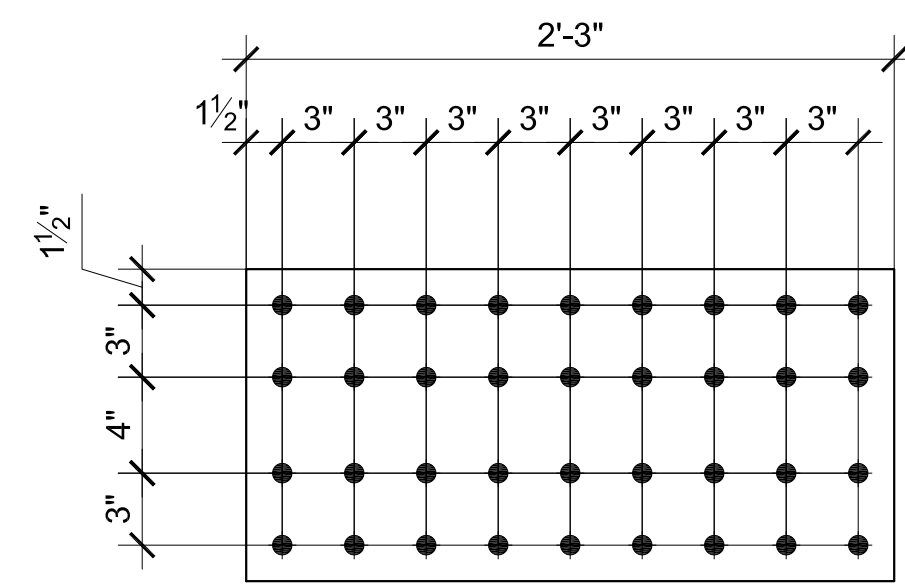


**NOTES:**  
 MATERIAL: ALL STRUC. STEEL ASTM A-992, PLATES, ANGLES, & MISC. ASTM A-36  
 HOLES: 13/16"Ø (U.N.O.)  
 BOLTS: 3/4"Ø ASTM A325 N (U.N.O.)  
 WELD: E70XX (U.N.O.)  
 PAINT: ONE COAT OF SHOP PRIMER

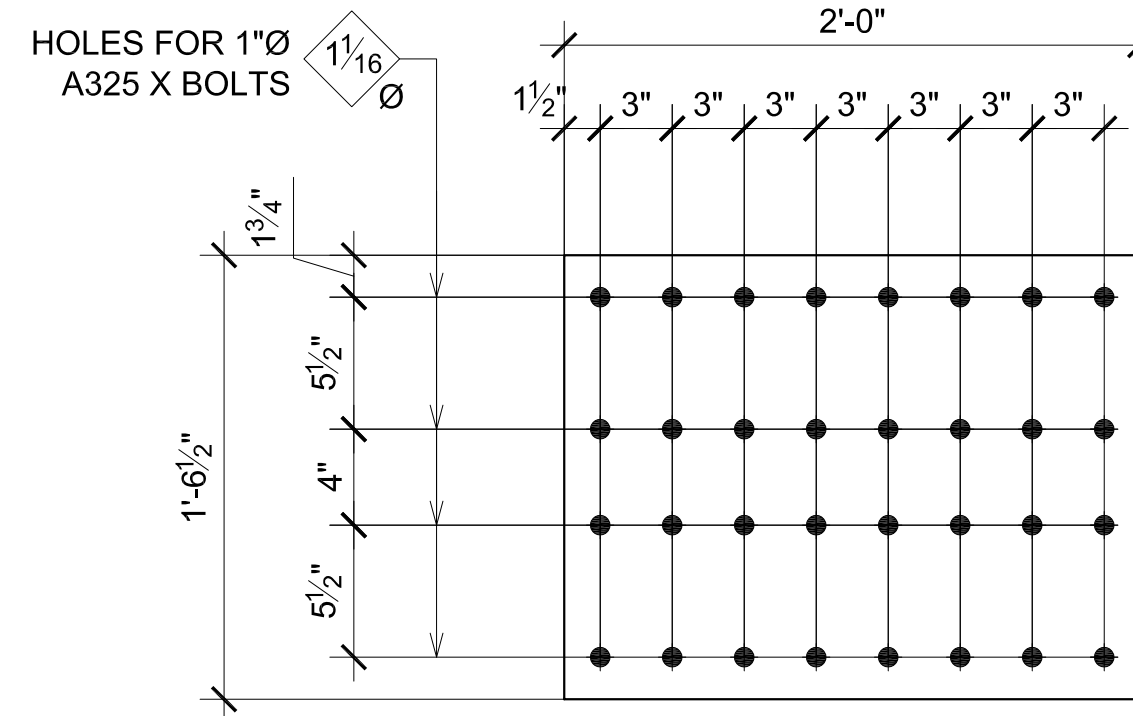
BILL OF MATERIAL							
Qty. Req'd	Ship Mark	Piece Mark	Description	Length		Total Weight	Remarks
				Ft.	In.		
2	7B1		BEAM				
2		7B1	W18x71	1	8		
4		pa7	PL 3/8"x3 9/16"	1	4 7/8		
2		pd7	PL 3 1/2"x4 1/2"	0	7 1/2		
2	7B2		BEAM				
2		7B2	W18x71	1	8		
4		pa7	PL 3/8"x3 9/16"	1	4 7/8		
2		pd7	PL 3 1/2"x4 1/2"	0	7 1/2		
2	7B3		BEAM				
2		7B3	W16x77	1	8		
4		pc7	PL 3/8"x5	1	3		
2		pd7	PL 3 1/2"x4 1/2"	0	7 1/2		
2	7B4		BEAM				
2		7B4	W18x71	1	10		
4		pa7	PL 3/8"x3 9/16"	1	4 7/8		
2		pd7	PL 3 1/2"x4 1/2"	0	7 1/2		
2	7B5		BEAM				
2		7B5	W18x71	1	10		
4		pa7	PL 3/8"x3 9/16"	1	4 7/8		
2		pd7	PL 3 1/2"x4 1/2"	0	7 1/2		
2	7B6		BEAM				
2		7B6	W16x77	1	10		
4		pc7	PL 3/8"x5	1	3		
2		pd7	PL 3 1/2"x4 1/2"	0	7 1/2		

REVISIONS			NORTHEASTERN STEEL INC.	
Nº	DATE	REMARKS	PROJECT:	
			CAROUSEL CENTER	
			TITLE:	
			ASSEMBLIES DETAILS	
			ARCHITECT:	
			STRUCT. ENG'N:	
REV	DATE	BY	DWG BY:	DATE:
			F.L.W	03/23/2012
			CHK'D BY:	DATE:
			A.T	03/23/2012

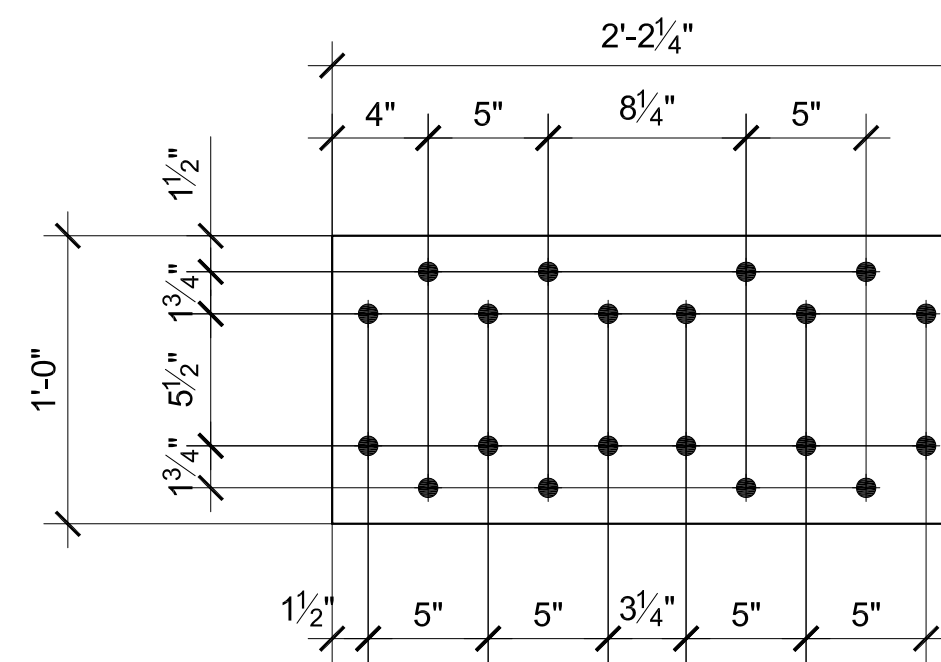
DRAWINGS AS BUILT



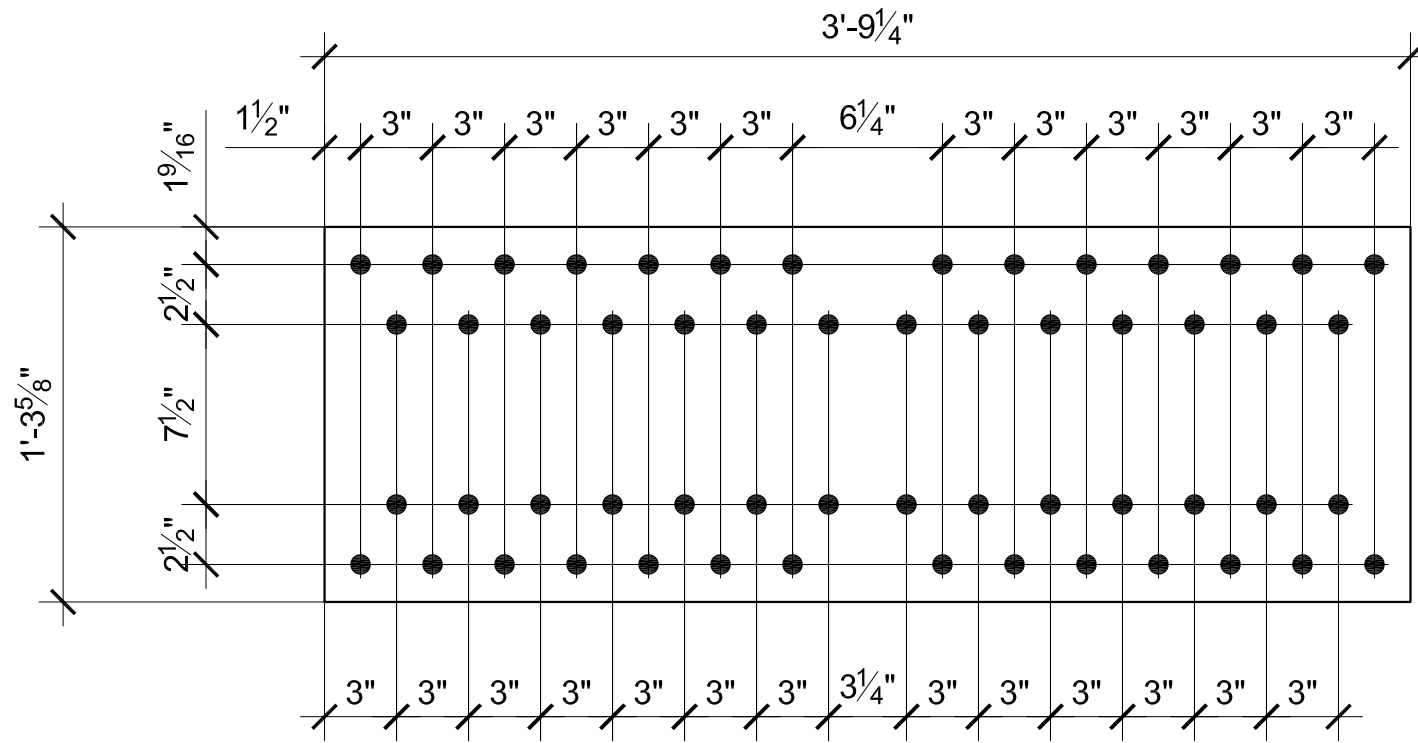
**PL<sup>3</sup>/<sub>8</sub>x13x2'-3"**  
8 SPLICES PLATES 8P1



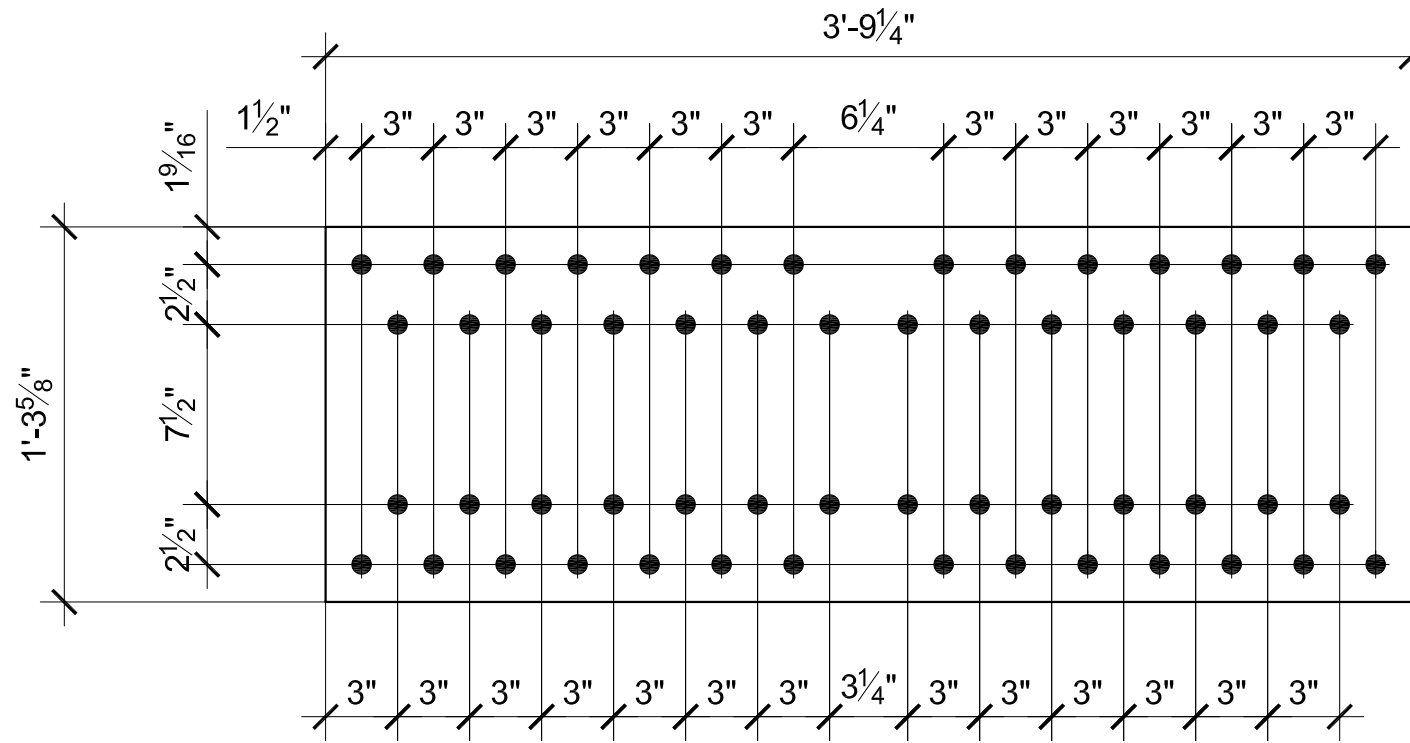
**PL<sup>3</sup>/<sub>4</sub>x18<sup>1</sup>/<sub>2</sub>x2'-0"**  
16 SPLICES PLATES 8P2



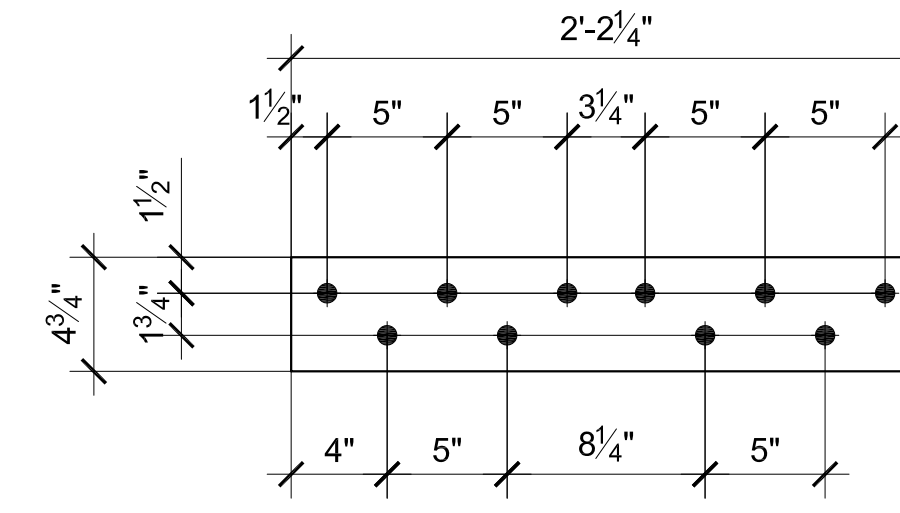
**PL<sup>1</sup>/<sub>2</sub>x12x2'-2 1/4"**  
8 SPLICES PLATES 8P3



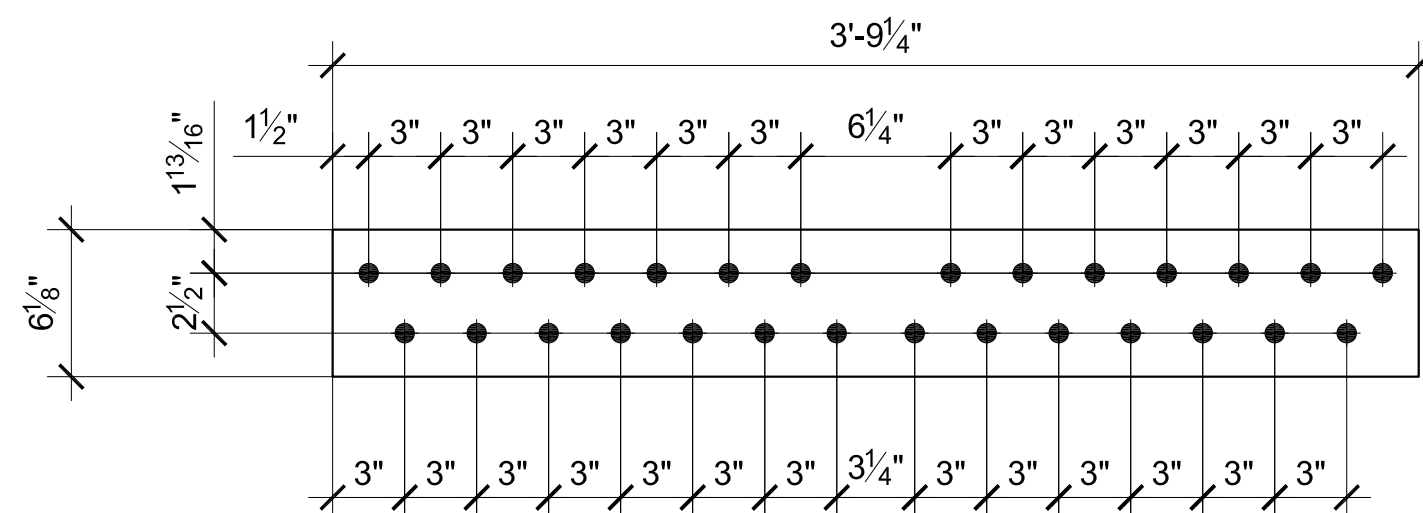
**PL1x15<sup>5</sup>/<sub>8</sub>x3'-9 1/4"**  
8 SPLICES PLATES 8P4



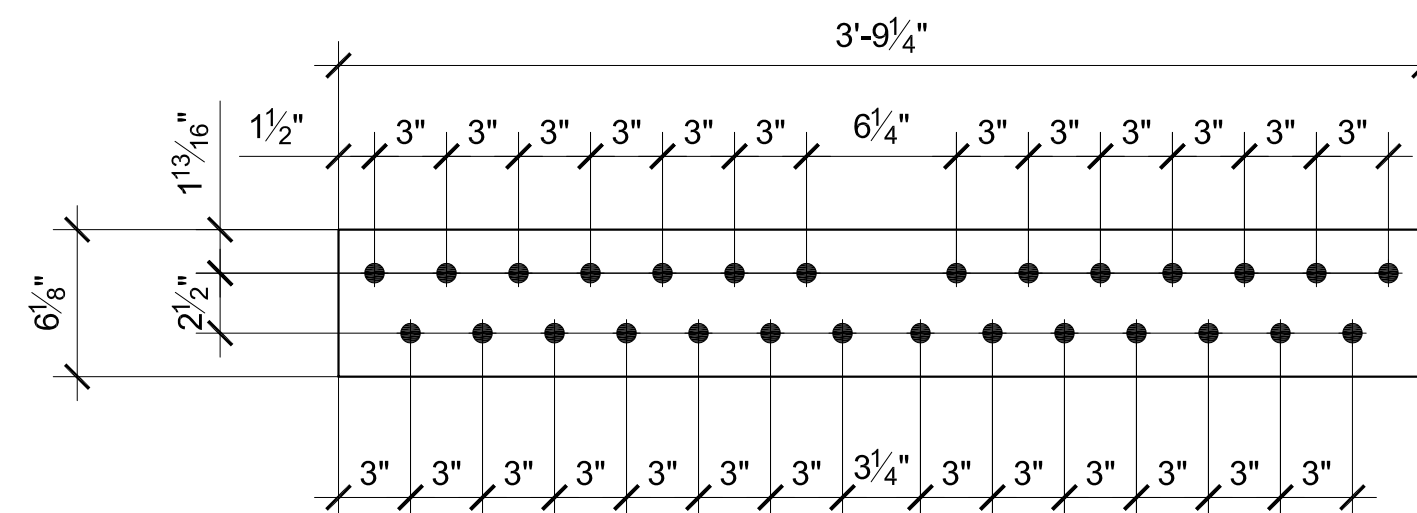
**PL1x15<sup>5</sup>/<sub>8</sub>x3'-9 1/4"**  
8 SPLICES PLATES 8P5



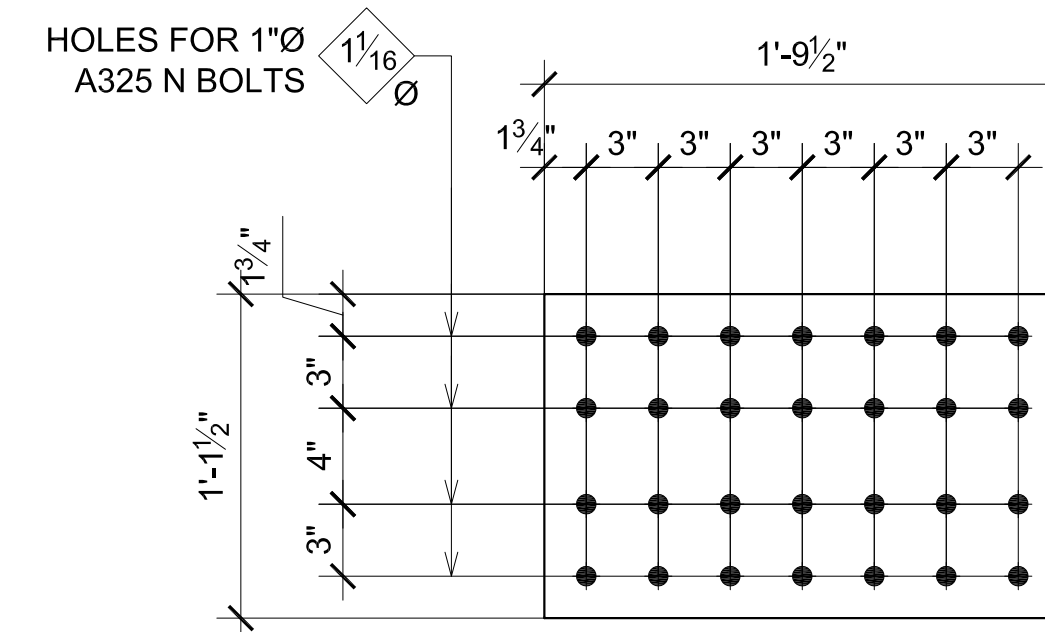
**PL<sup>5</sup>/<sub>8</sub>x4<sup>3</sup>/<sub>4</sub>x2'-2 1/4"**  
16 SPLICES PLATES 8P6



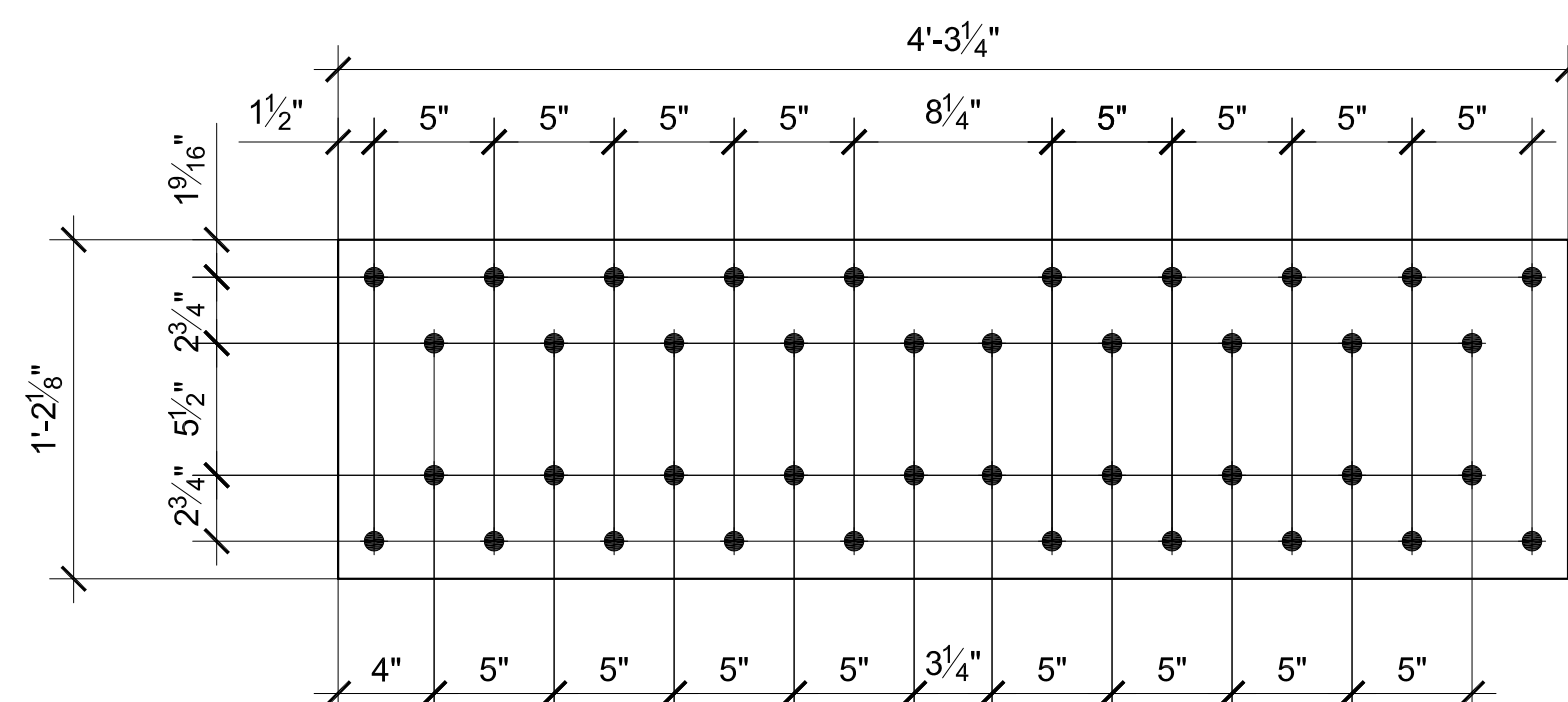
**PL1<sup>1</sup>/<sub>4</sub>x6<sup>1</sup>/<sub>8</sub>x3'-9 1/4"**  
16 SPLICES PLATES 8P7



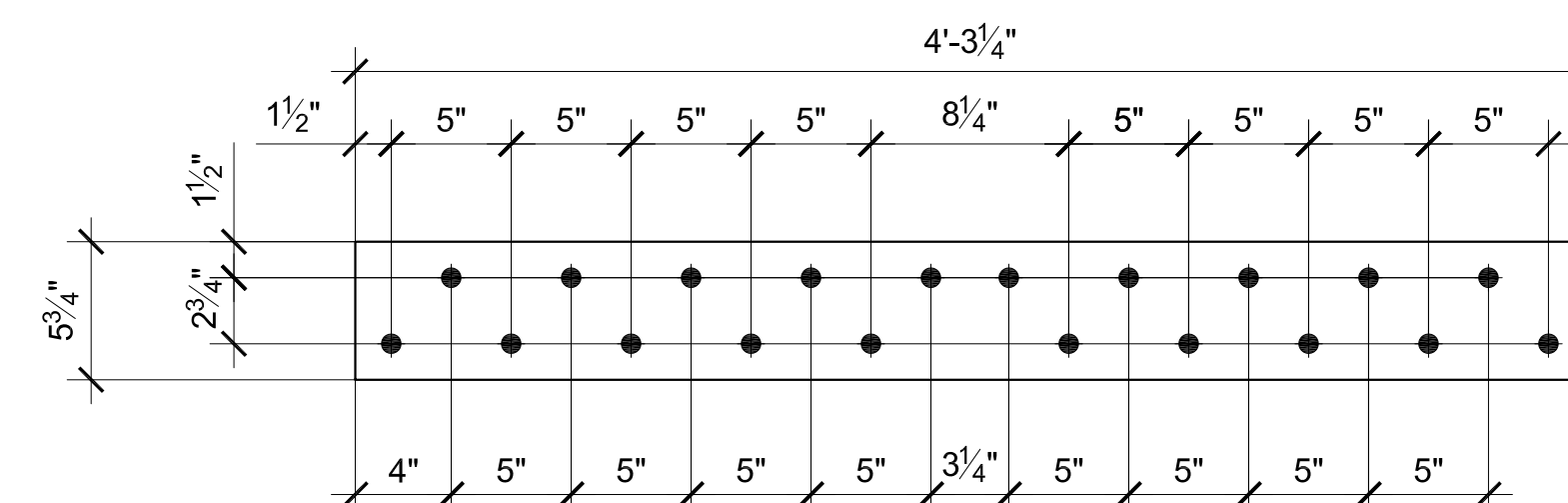
**PL1<sup>1</sup>/<sub>4</sub>x6<sup>1</sup>/<sub>8</sub>x3'-9 1/4"**  
16 SPLICES PLATES 8P8



**PL<sup>1</sup>/<sub>2</sub>x13<sup>1</sup>/<sub>2</sub>x1'-9 1/2"**  
8 SPLICES PLATES 8P9



**PL<sup>3</sup>/<sub>4</sub>x14<sup>1</sup>/<sub>8</sub>x4'-3 1/4"**  
8 SPLICES PLATES 8P10



**PL1x5<sup>3</sup>/<sub>4</sub>x4'-3 1/4"**  
16 SPLICES PLATES 8P11

HOLES FOR 1"Ø  
A325 X BOLTS

HOLES FOR 1"Ø  
A325 N BOLTS

NOTES:  
MATERIAL: ALL STRUC. STEEL ASTM A-992,  
PLATES, ANGLES, & MISC. ASTM A-36  
HOLES: 13/16"Ø (U.N.O.)  
BOLTS: 3/4"Ø ASTM A325 N (U.N.O.)  
WELD: E70XX (U.N.O.)  
PAINT: ONE COAT OF SHOP PRIMER

BILL OF MATERIAL							
Qty. Req'd	Ship Mark	Piece Mark	Description	Length		Total Weight	Remarks
				Ft.	In.		
8	8P1	8P1	SPLICE PLATE PL <sup>3</sup> / <sub>8</sub> x13	2	3		
16	8P2	8P2	SPLICE PLATE PL <sup>3</sup> / <sub>4</sub> x18 <sup>1</sup> / <sub>2</sub>	2	0		
8	8P3	8P3	SPLICE PLATE PL <sup>1</sup> / <sub>2</sub> x12	2	2 1/4		
8	8P4	8P4	SPLICE PLATE PL1x15 <sup>5</sup> / <sub>8</sub>	3	9 1/4		
8	8P5	8P5	SPLICE PLATE PL1x15 <sup>5</sup> / <sub>8</sub>	3	9 1/4		
16	8P6	8P6	SPLICE PLATE PL <sup>5</sup> / <sub>8</sub> x4 <sup>3</sup> / <sub>4</sub>	2	2 1/4		
16	8P7	8P7	SPLICE PLATE PL1 <sup>1</sup> / <sub>4</sub> x6 <sup>1</sup> / <sub>8</sub>	3	9 1/4		
16	8P8	8P8	SPLICE PLATE PL1 <sup>1</sup> / <sub>4</sub> x6 <sup>1</sup> / <sub>8</sub>	3	9 1/4		
8	8P9	8P9	SPLICE PLATE PL <sup>1</sup> / <sub>2</sub> x13 <sup>1</sup> / <sub>2</sub>	1	9 1/2		
8	8P10	8P10	SPLICE PLATE PL <sup>3</sup> / <sub>4</sub> x14 <sup>1</sup> / <sub>8</sub>	4	3 1/4		
16	8P11	8P11	SPLICE PLATE PL1x5 <sup>3</sup> / <sub>4</sub>	4	3 1/4		

REVISIONS		
Nº	DATE	REMARKS

**NORTHEASTERN STEEL INC.**

PROJECT:  
CAROUSEL CENTER

TITLE:  
SPLICES PLATES DETAILS

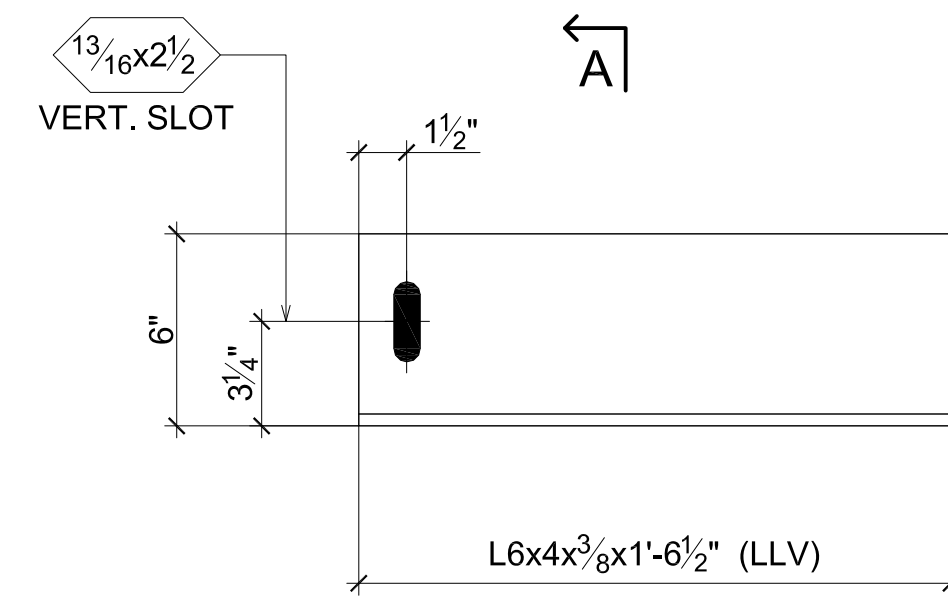
ARCHITECT:  
STRUCT. ENG'N:

DWG BY F.L.W	DATE: 03/23/2012	CONTRACT	DRAWING
CHK'D BY A.T	DATE: 03/23/2012		8

**PLAIN MATERIAL**

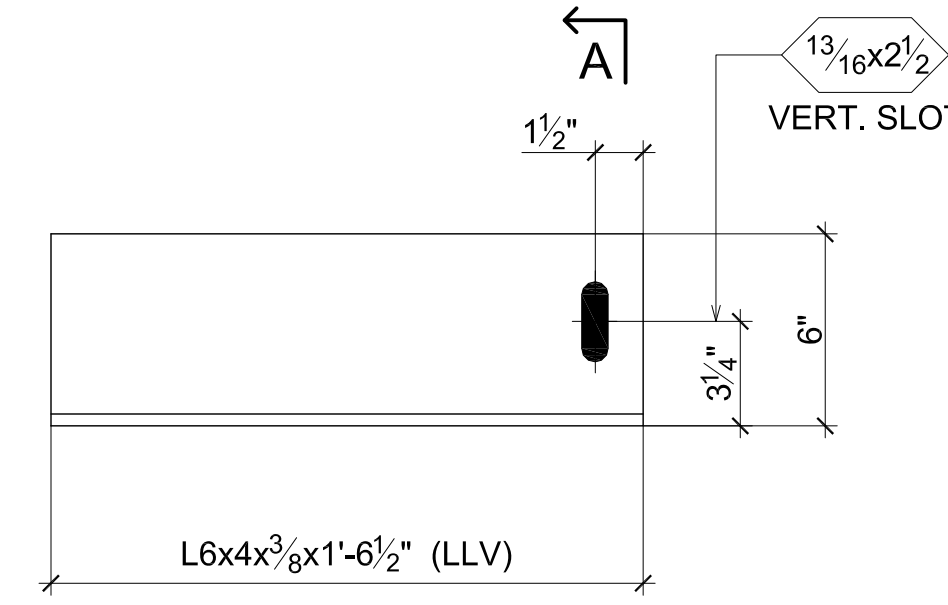
- 12-9P1 - PL 1/2 x 5 x 2'-11 1/2"
- 8-9P2 - PL 1/2 x 4 1/4 x 2'-11 1/2"
- 8-9P3 - PL 1/2 x 4 1/4 x 2'-6"
- 4-9P4 - PL 3/8 x 4 1/4 x 2'-6"
- 8-9P5 - PL 1/2 x 9 x 2'-10"
- 2-9P6 - PL 1/2 x 5 1/4 x 2'-11 1/2"
- 4-9P7 - PL 1/2 x 5 x 2'-6"
- ONE-9P8 - PL 1/2 x 4 x 3'-9"
- 6-9P9 - PL 1/2 x 4 1/2 x 3'-9"
- 3-9P10 - PL 1/2 x 9 x 3'-7"
- 2-9P11 - PL 1/2 x 9 x 1'-9"
- 2-9P12 - PL 3/4 x 15 x 3'-9"
- 8-9P13 - PL 1/2 x 4 1/4 x 2'-9 3/4"
- 2-9P14 - PL 1/2 x 4 1/4 x 3'-8"
- 4-9P15 - PL 1/2 x 9 x 3'-6"
- 2-9P16 - PL 1/2 x 5 x 3'-8"
- 2-9P17 - PL 1/2 x 5 1/4 x 3'-8"
- 2-9P18 - PL 1/2 x 5 1/4 x 2'-9 3/4"

TO CONFIRM IN FIELD



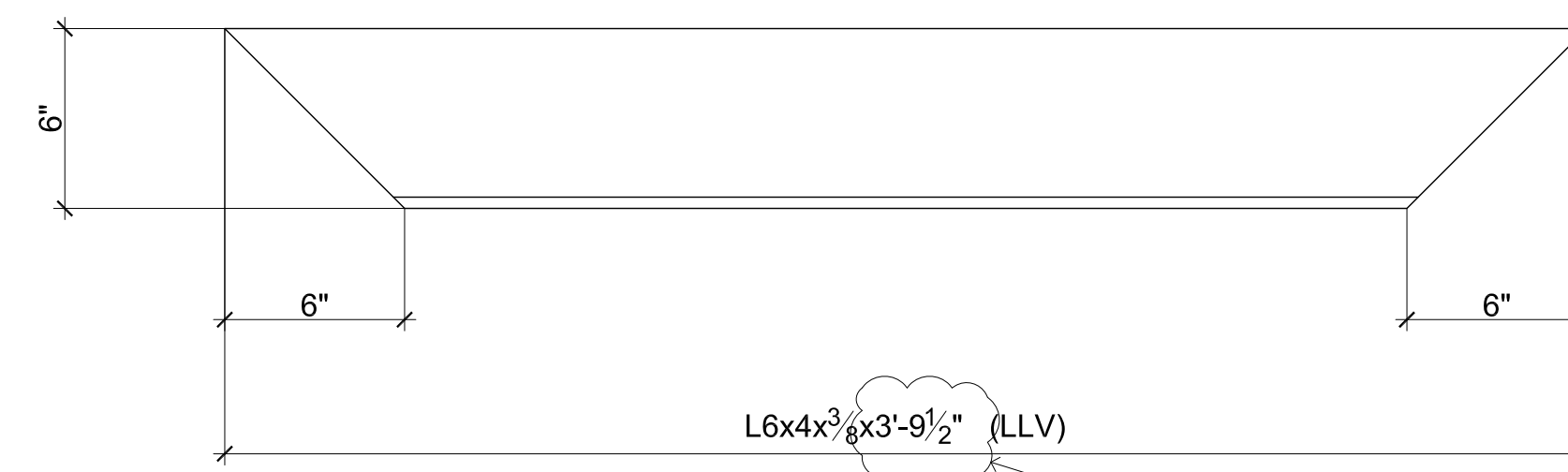
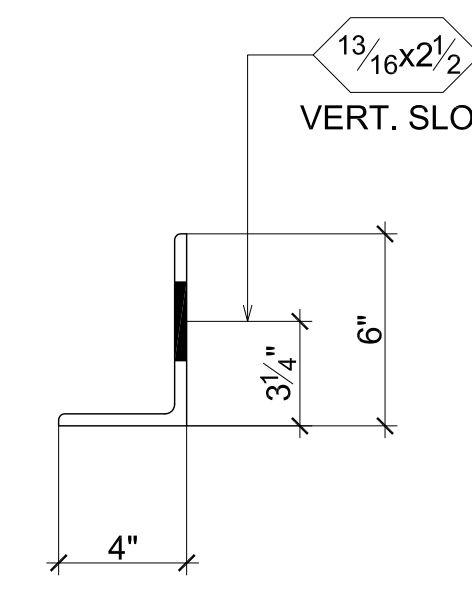
4 ANGLES 9A1 REQ'D

2	3/4"Øx3"	A325N	FIELD BOLTS
2	3/4"Øx2 3/4"	A325N	FIELD BOLTS



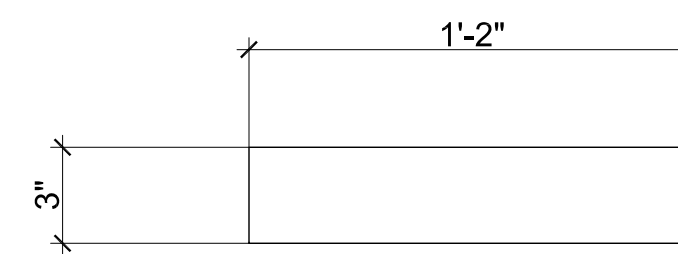
4 ANGLES 9A2 REQ'D

2	3/4"Øx3"	A325N	FIELD BOLTS
2	3/4"Øx2 3/4"	A325N	FIELD BOLTS



4 ANGLES 9A3 REQ'D

TO CONFIRM IN FIELD



2 GUSSET PL 9P19 REQ'D

BILL OF MATERIAL

Qty. Req'd	Ship Mark	Piece Mark	Description	Length		Total Weight	Remarks
				Ft.	In.		
PLAIN MATERIAL							
12	9P1		PL 1/2x5	2	11 1/2		
8	9P2		PL 1/2x4 1/4	2	11 1/2		
8	9P3		PL 1/2x4 1/4	2	6		
4	9P4		PL 3/8x4 1/4	2	6		
8	9P5		PL 1/2x9	2	10		
2	9P6		PL 1/2x5 1/4	2	11 1/2		
4	9P7		PL 1/2x5	2	6		
ONE	9P8		PL 1/2x4	3	9		
6	9P9		PL 1/2x4 1/2	3	9		
3	9P10		PL 1/2x9	3	7		
2	9P11		PL 1/2x9	1	9		
2	9P12		PL 3/4x15	2	9 3/4		
8	9P13		PL 1/2x4 1/4	3	8		
2	9P14		PL 1/2x4 1/4	3	8		
4	9P15		PL 1/2x9	3	6		
2	9P16		PL 1/2x5	3	8		
2	9P17		PL 1/2x5 1/4	3	8		
2	9P18		PL 1/2x5 1/4	2	9 3/4		

2	9A1		ANGLE				
2	9A1		L6x4x3/8	1	6 1/2		
2	9A2		ANGLE				
2	9A2		L6x4x3/8	1	6 1/2		
4	9A3		ANGLE				
4	9A3		L6x4x3/8	3	9 1/2		
2	9P19		GUSSET PL				
2	9P19		PL 3/8x3	1	2		

NOTES:  
MATERIAL: ALL STRUC. STEEL ASTM A-992, PLATES, ANGLES, & MISC. ASTM A-36  
HOLES: 13/16"Ø (U.N.O.)  
BOLTS: 3/4"Ø ASTM A325 N (U.N.O.)  
WELD: E70XX (U.N.O.)  
PAINT: ONE COAT OF SHOP PRIMER

REVISIONS			
Nº	DATE	REMARKS	

**NORTHEASTERN STEEL INC.**

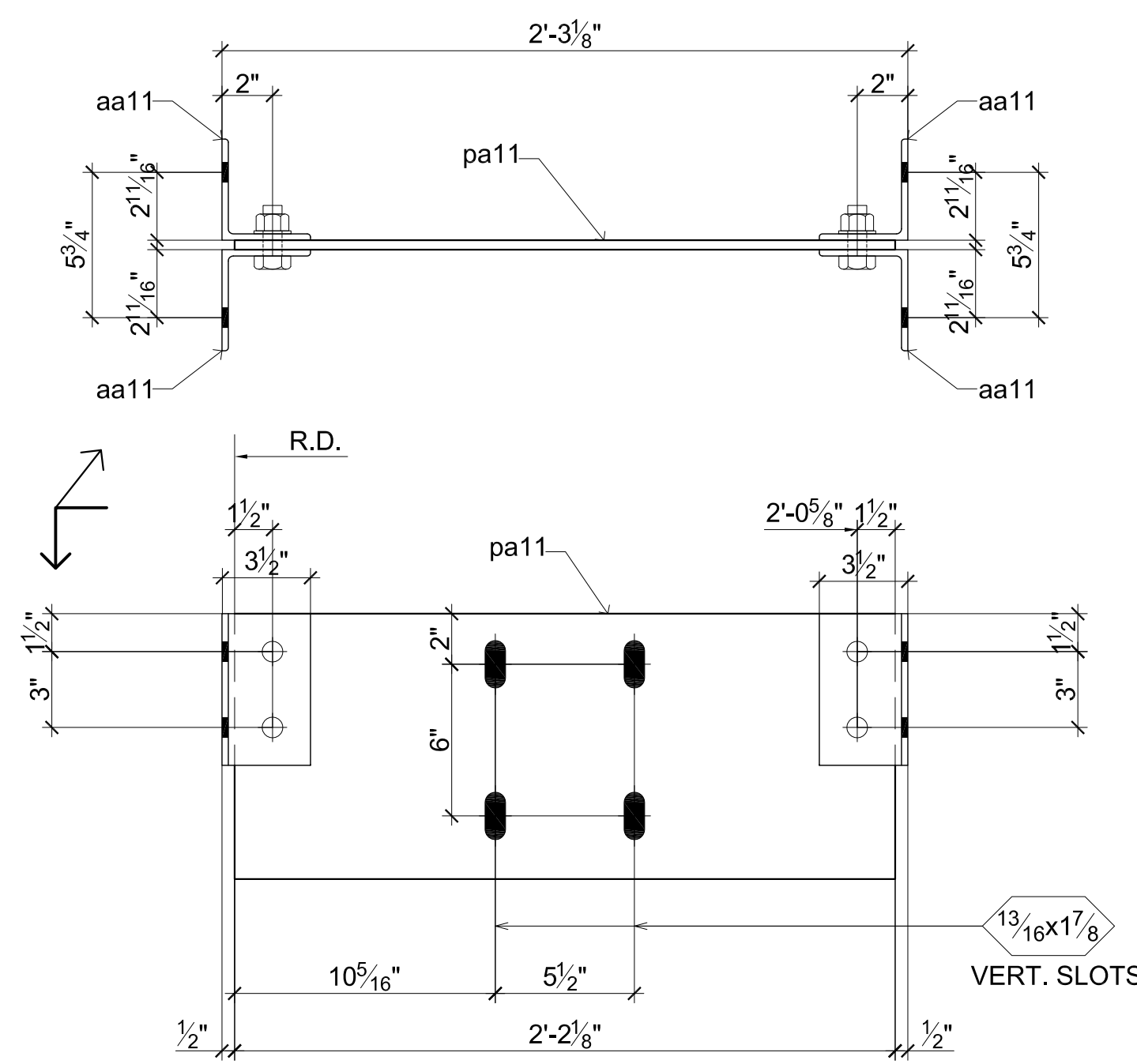
PROJECT:  
**CAROUSEL CENTER**

TITLE:  
**ASSEMBLIES DETAILS**

ARCHITECT:  
STRUCT. ENG'N:

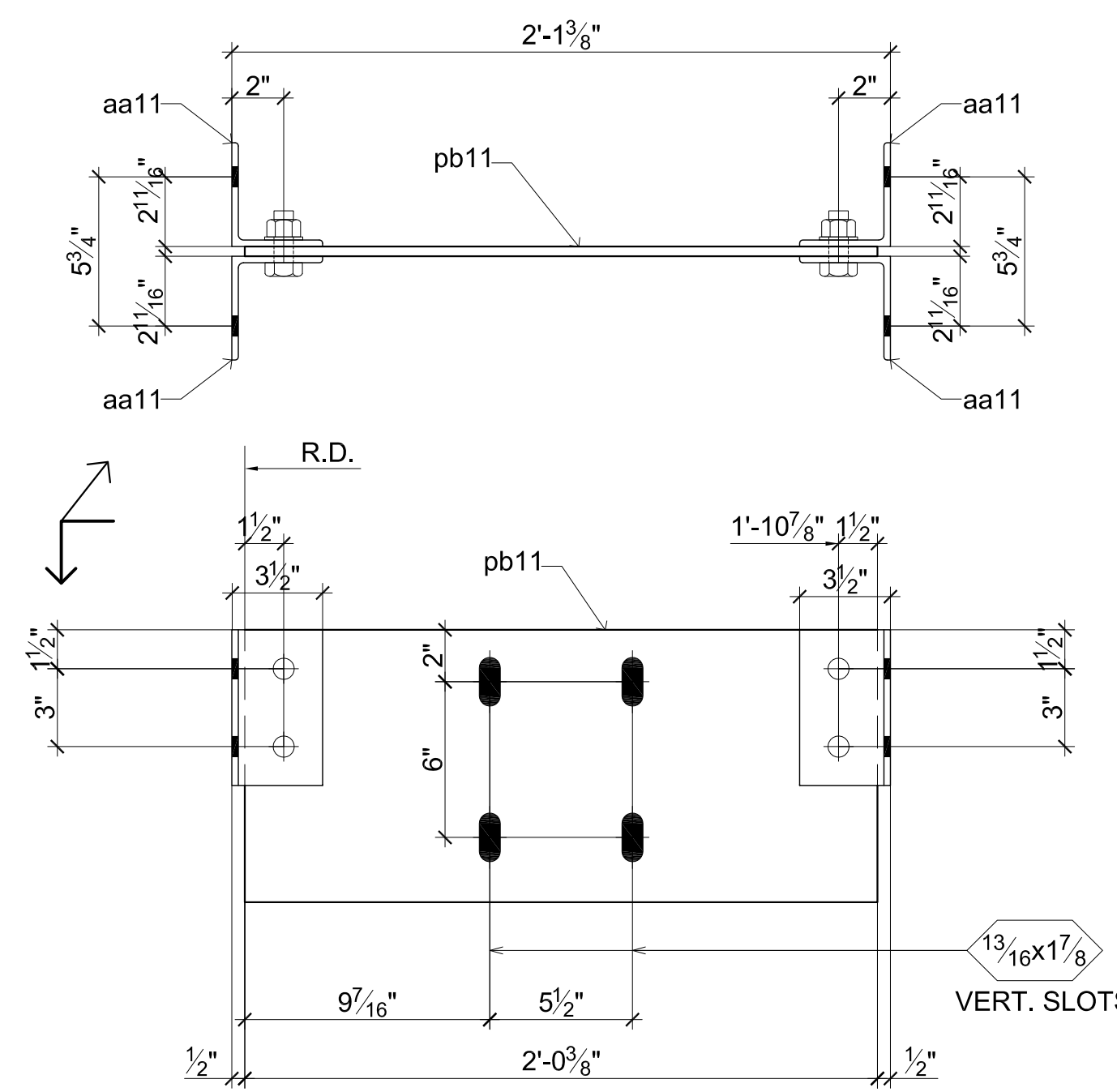
DWG BY: F.L.W	DATE: 03/23/2012	CONTRACT	DRAWING
CHK'D BY: A.T	DATE: 03/23/2012		9





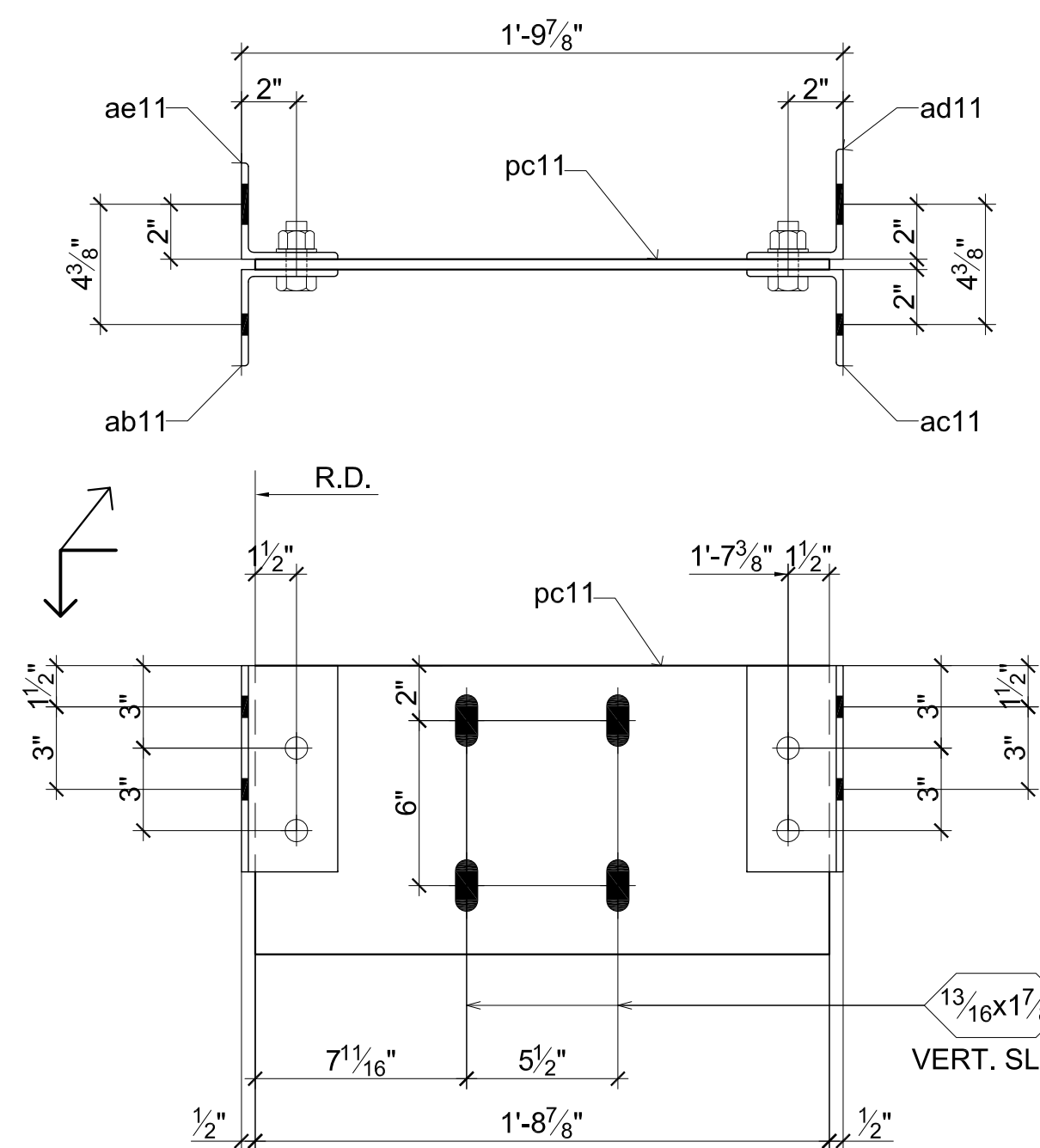
2 BRACKETS 11M1

8	3/4Øx2 3/4"	A325N-TC	FIELD BOLTS
8	3/4Øx2 1/4"	A325N-TC	SHOP BOLTS



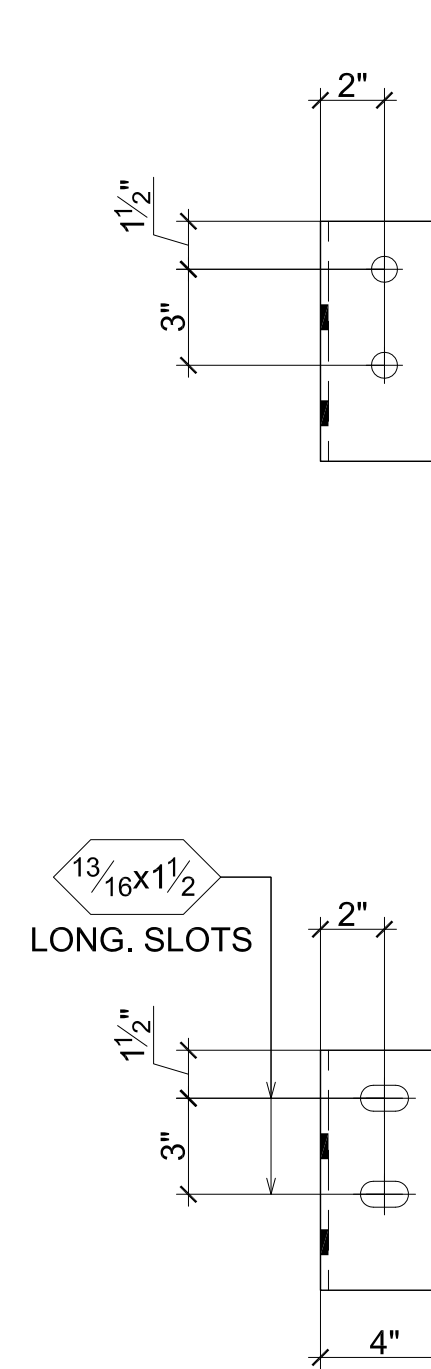
2 BRACKETS 11M2

8	3/4Øx2 1/2"	A325N-TC	FIELD BOLTS
8	3/4Øx2 1/4"	A325N-TC	SHOP BOLTS

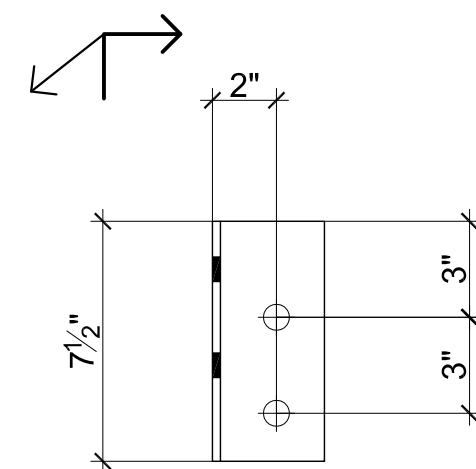


ONE BRACKET 11M3

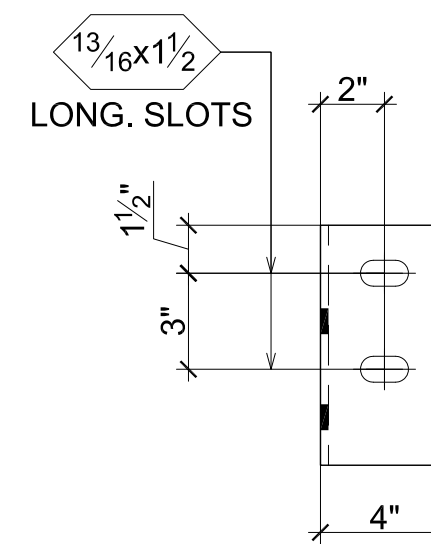
4	3/4Øx2"	A325N-TC	FIELD BOLTS
4	3/4Øx2 1/4"	A325N-TC	SHOP BOLTS



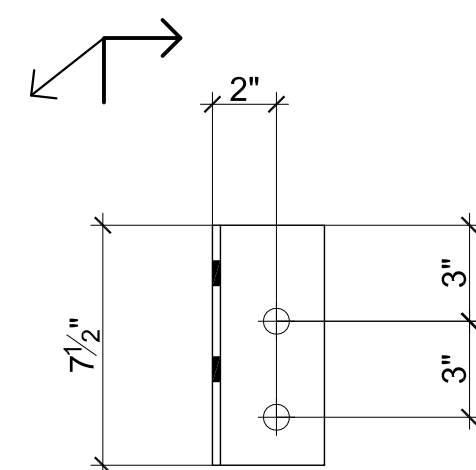
ANGLE ab11 DETAIL



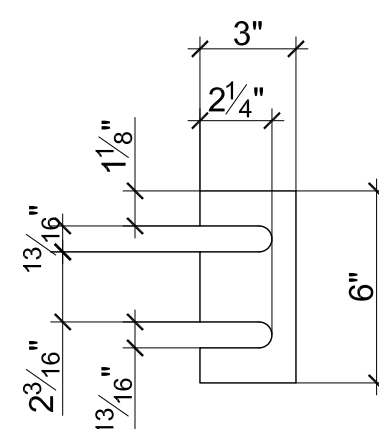
ANGLE ac11 DETAIL



ANGLE ad11 DETAIL



ANGLE ae11 DETAIL



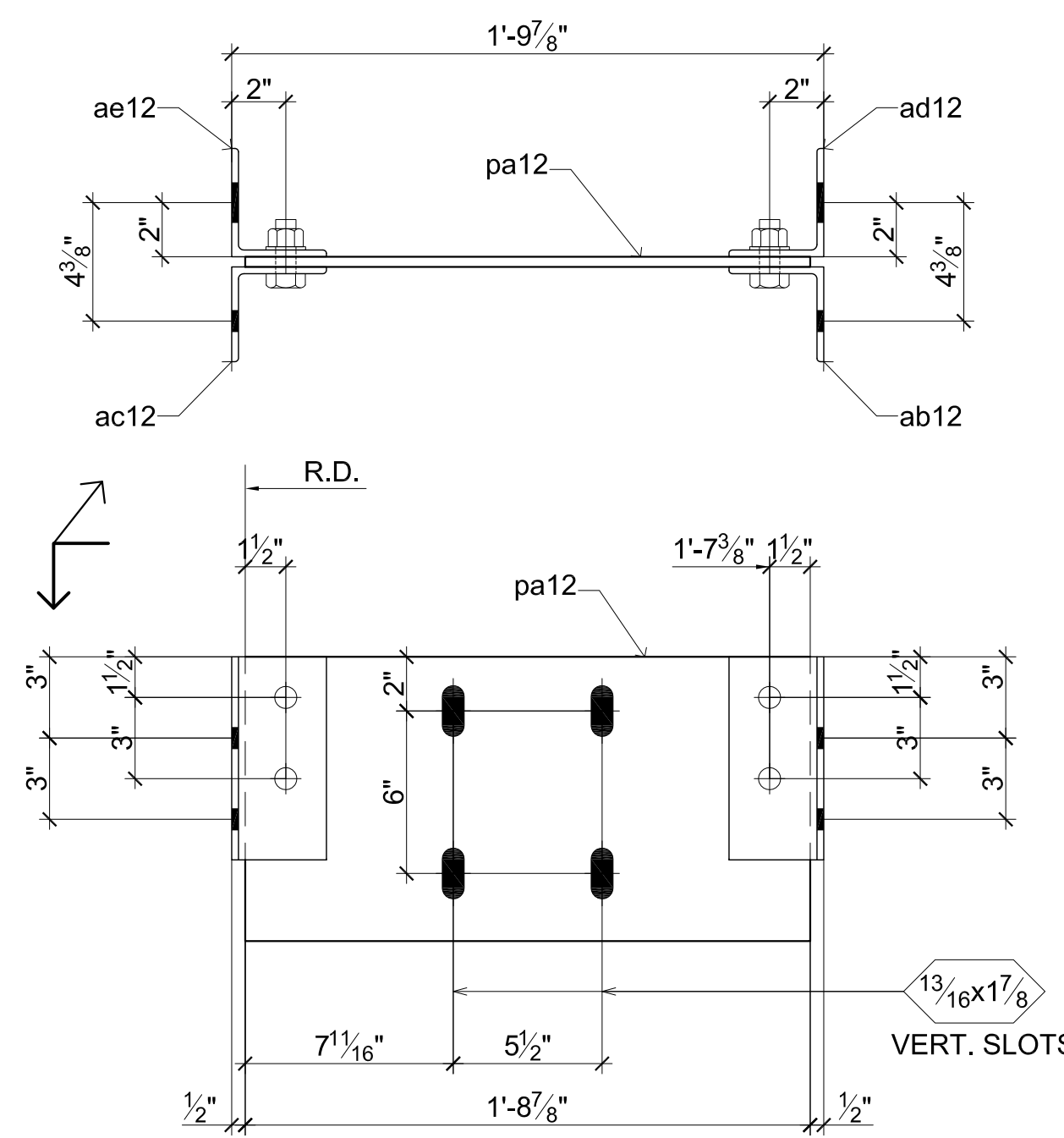
FINGER SHIM pd11 DETAIL

NOTES:  
 MATERIAL: ALL STRUC. STEEL ASTM A-992,  
 PLATES, ANGLES, & MISC. ASTM A-36  
 HOLES: 13/16Ø (U.N.O.)  
 BOLTS: 3/4Ø ASTM A325 N (U.N.O.)  
 WELD: E70XX (U.N.O.)  
 PAINT: ONE COAT OF SHOP PRIMER

BILL OF MATERIAL							
Qty. Req'd	Ship Mark	Piece Mark	Description	Length		Total Weight	Remarks
				Ft.	In.		
2	11M1		BRACKET				
2		pa11	PL 3/8x10 1/2	2	2 1/8		
8		aa11	L4x3 1/2x1/4	0	6		
2	11M2		BRACKET				
2		pb11	PL 3/8x10 1/2	2	0 3/8		
8		aa11	L4x3 1/2x1/4	0	6		
1	11M3		BRACKET				
1		pc11	PL 3/8x10 1/2	1	8 7/8		
1		ab11	L3 1/2x3 1/2x1/4	0	7 1/2		
1		ac11	L3 1/2x3 1/2x1/4	0	7 1/2		
1		ad11	L4x3 1/2x1/4	0	7 1/2		
1		ae11	L4x3 1/2x1/4	0	7 1/2		
2		pd11	PL 3/8x3	0	6		SHIM

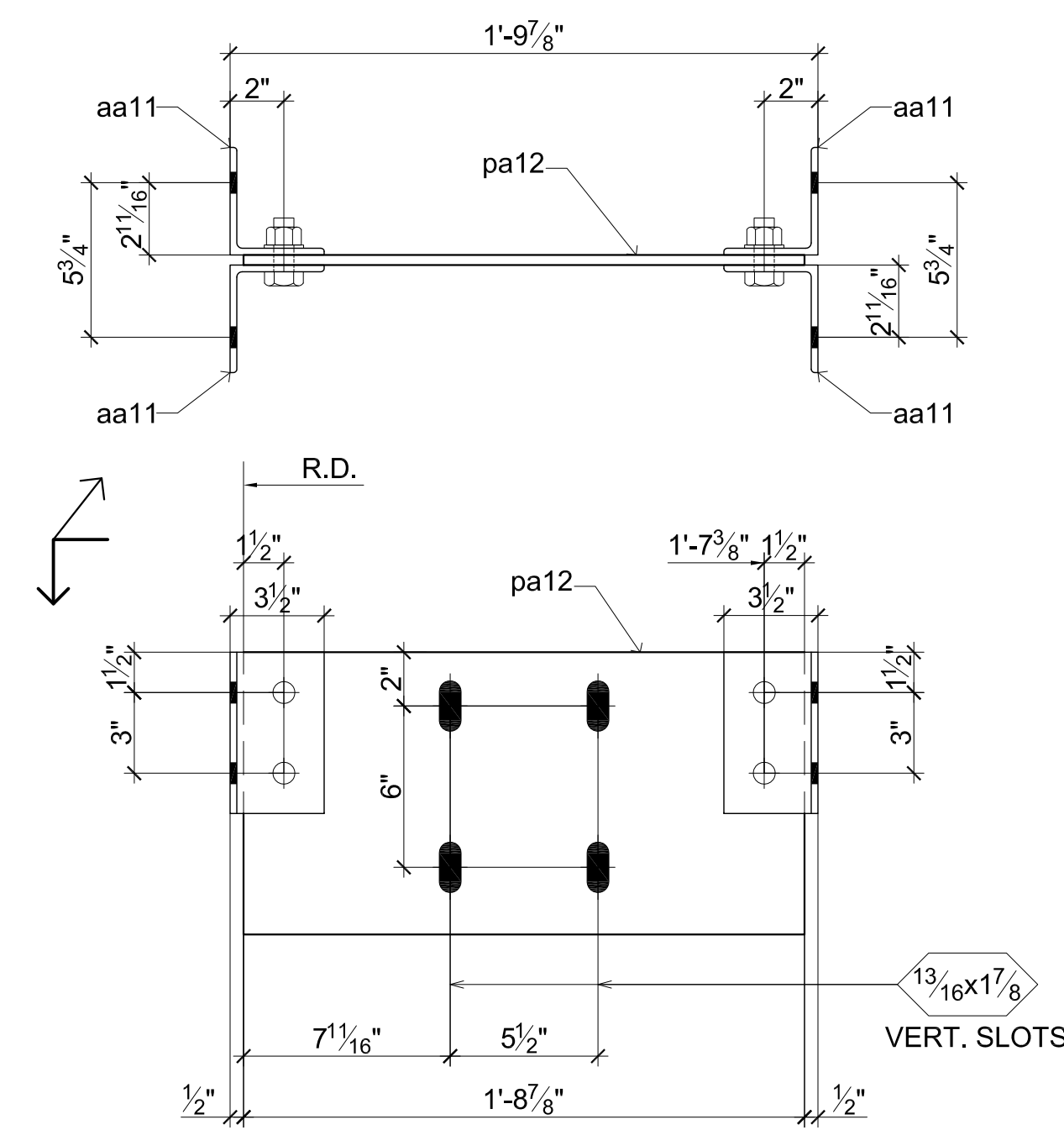
REVISIONS			NORTHEASTERN STEEL INC.			
Nº	DATE	REMARKS	PROJECT:			
			CAROUSEL CENTER			
			TITLE:			
			ASSEMBLIES DETAILS			
			ARCHITECT:		CONTRACT	
			STRUCT. ENG'N:		DRAWING	
			DWG BY	DATE:		
			F.L.W	03/23/2012		
			CHK'D BY	DATE:		
			A.T	03/23/2012		11

DRAWINGS AS BUILT



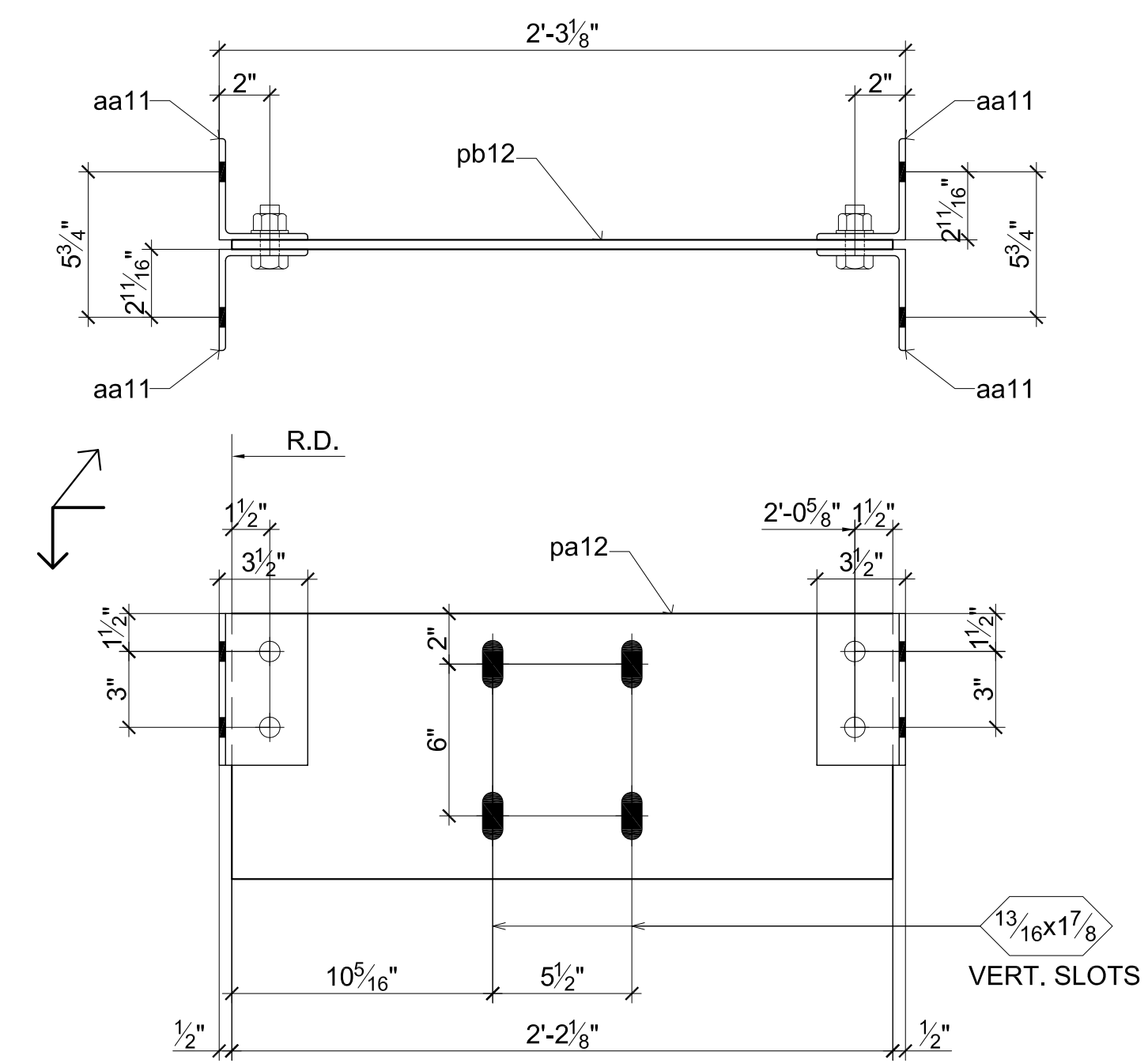
ONE BRACKET 12M1

4	3/4Øx2" A325N-TC	FIELD BOLTS
4	3/4Øx2 1/4" A325N-TC	SHOP BOLTS



2 BRACKETS 12M2

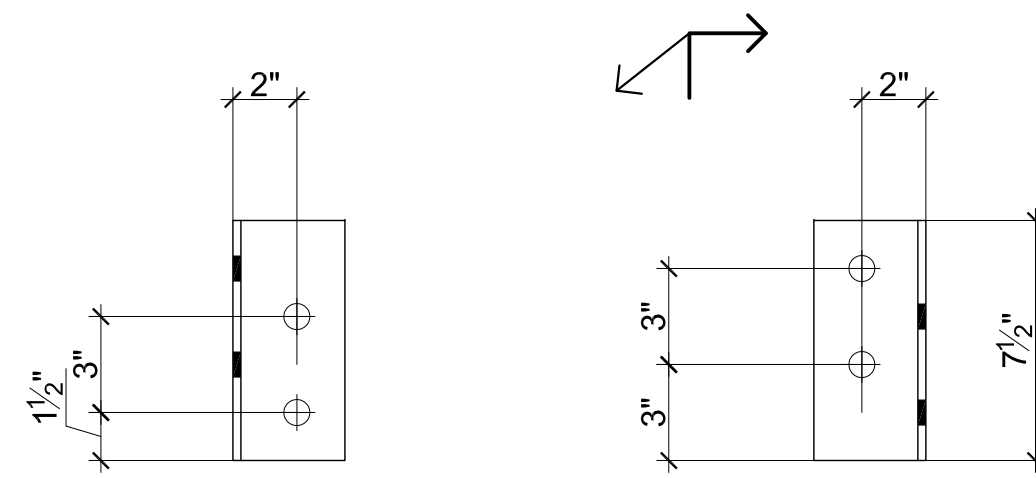
8	3/4Øx2 1/4" A325N-TC	FIELD BOLTS
8	3/4Øx2 1/4" A325N-TC	SHOP BOLTS



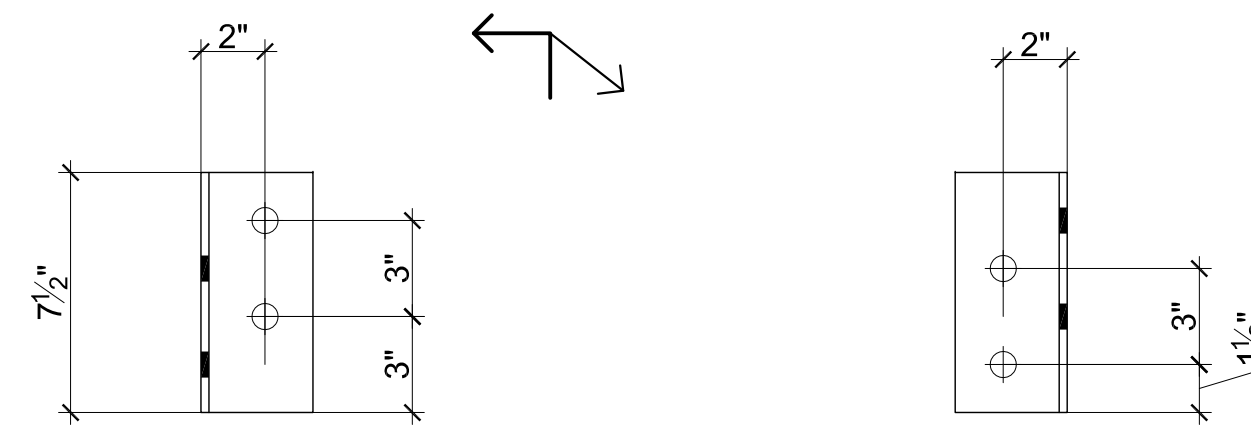
2 BRACKETS 12M3

8	3/4Øx2 1/4" A325N-TC	FIELD BOLTS
8	3/4Øx2 1/4" A325N-TC	SHOP BOLTS

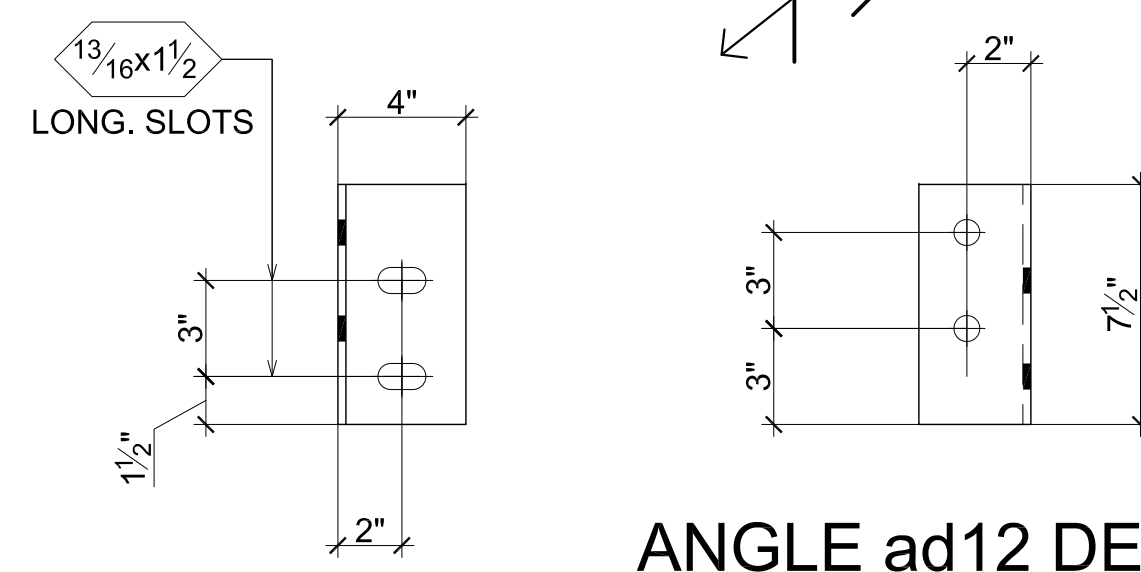
Qty. Req'd	Ship Mark	Piece Mark	Description	Length		Total Weight	Remarks
				Ft.	In.		
1	12M1		BRACKET				
1		pa12	PL 3/8x10 1/2	1	8 7/8		
1		ab12	L 3 1/2x3 1/2x1/4	0	7 1/2		
1		ac12	L 3 1/2x3 1/2x1/4	0	7 1/2		
1		ad12	L 4x3 1/2x1/4	0	7 1/2		
1		ae12	L 4x3 1/2x1/4	0	7 1/2		
2		pd11	PL 3/8x3	0	6		
2	12M2		BRACKET				
2		pa12	PL 3/8x10 1/2	1	8 7/8		
8		aa11	L 4x3 1/2x1/4	0	6		
2	12M3		BRACKET				
2		pb12	PL 3/8x10 1/2	2	2 1/8		
8		aa11	L 4x3 1/2x1/4	0	6		



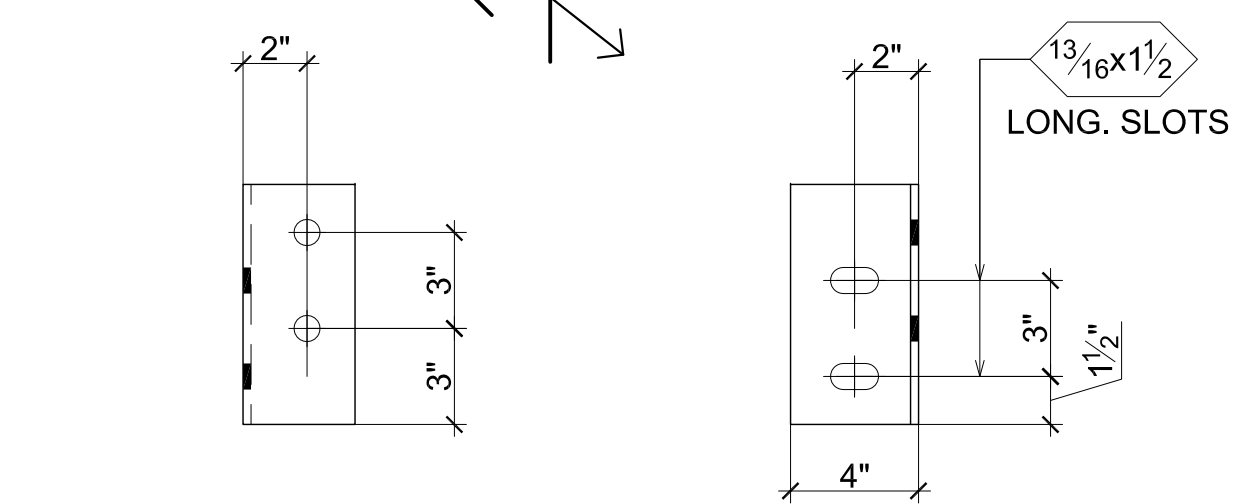
ANGLE ab12 DETAIL



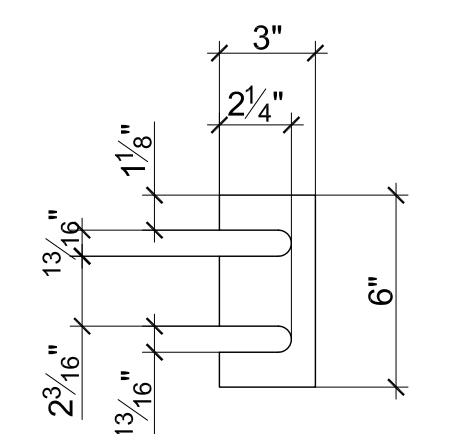
ANGLE ac12 DETAIL



ANGLE ad12 DETAIL



ANGLE ae12 DETAIL

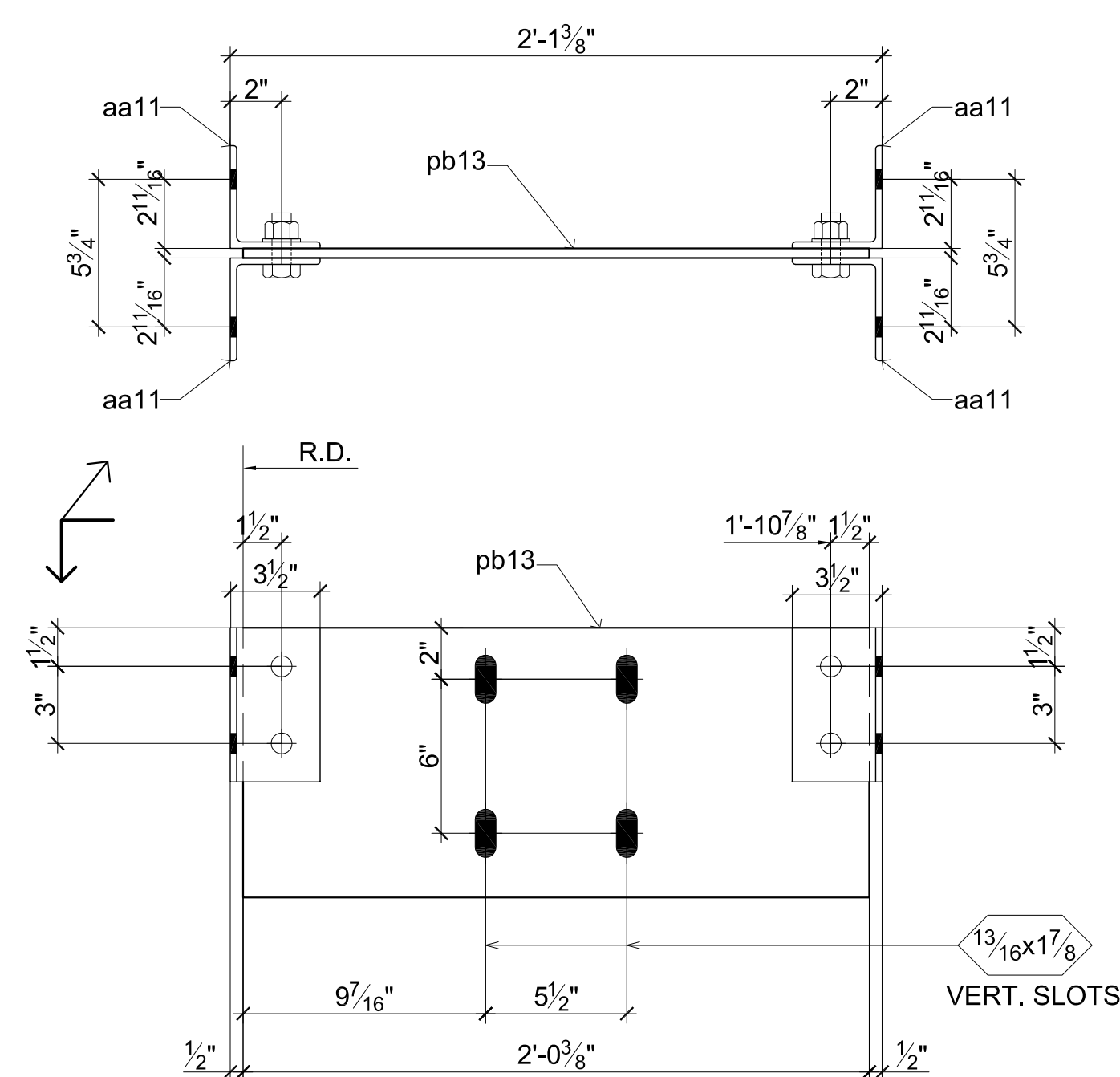


FINGER SHIM pd11 DETAIL

NOTES:  
 MATERIAL: ALL STRUC. STEEL ASTM A-992,  
 PLATES, ANGLES, & MISC. ASTM A-36  
 HOLES: 13/16Ø (U.N.O.)  
 BOLTS: 3/4Ø ASTM A325 N (U.N.O.)  
 WELD: E70XX (U.N.O.)  
 PAINT: ONE COAT OF SHOP PRIMER

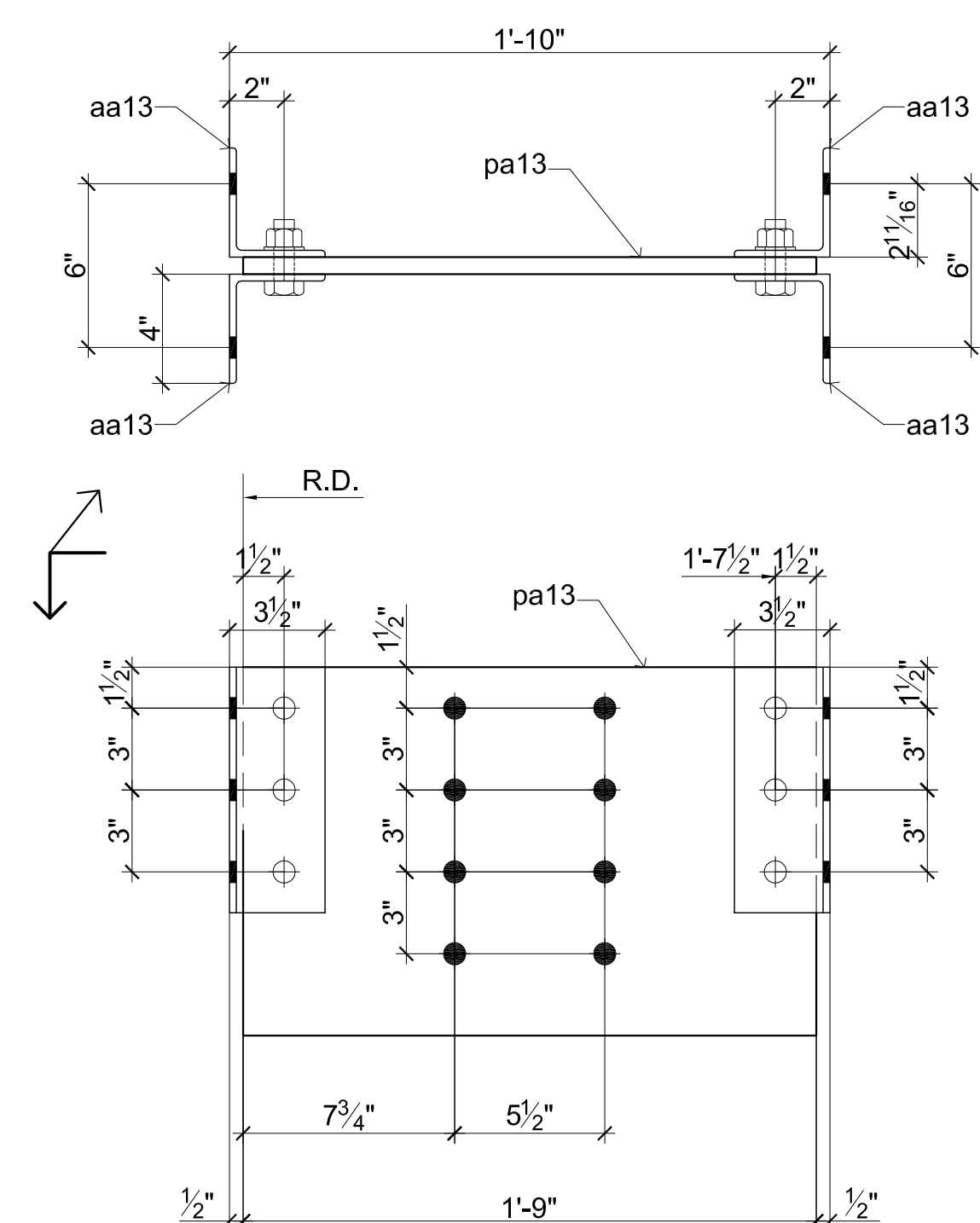
REVISIONS			NORTHEASTERN STEEL INC.
Nº	DATE	REMARKS	
			PROJECT: CAROUSEL CENTER
REV	DATE	BY	TITLE: ASSEMBLIES DETAILS
			ARCHITECT: STRUCT. ENG'N:
			DWG BY: F.L.W
			DATE: 03/23/2012
			CONTRACT
			DRAWING
			12

DRAWINGS AS BUILT



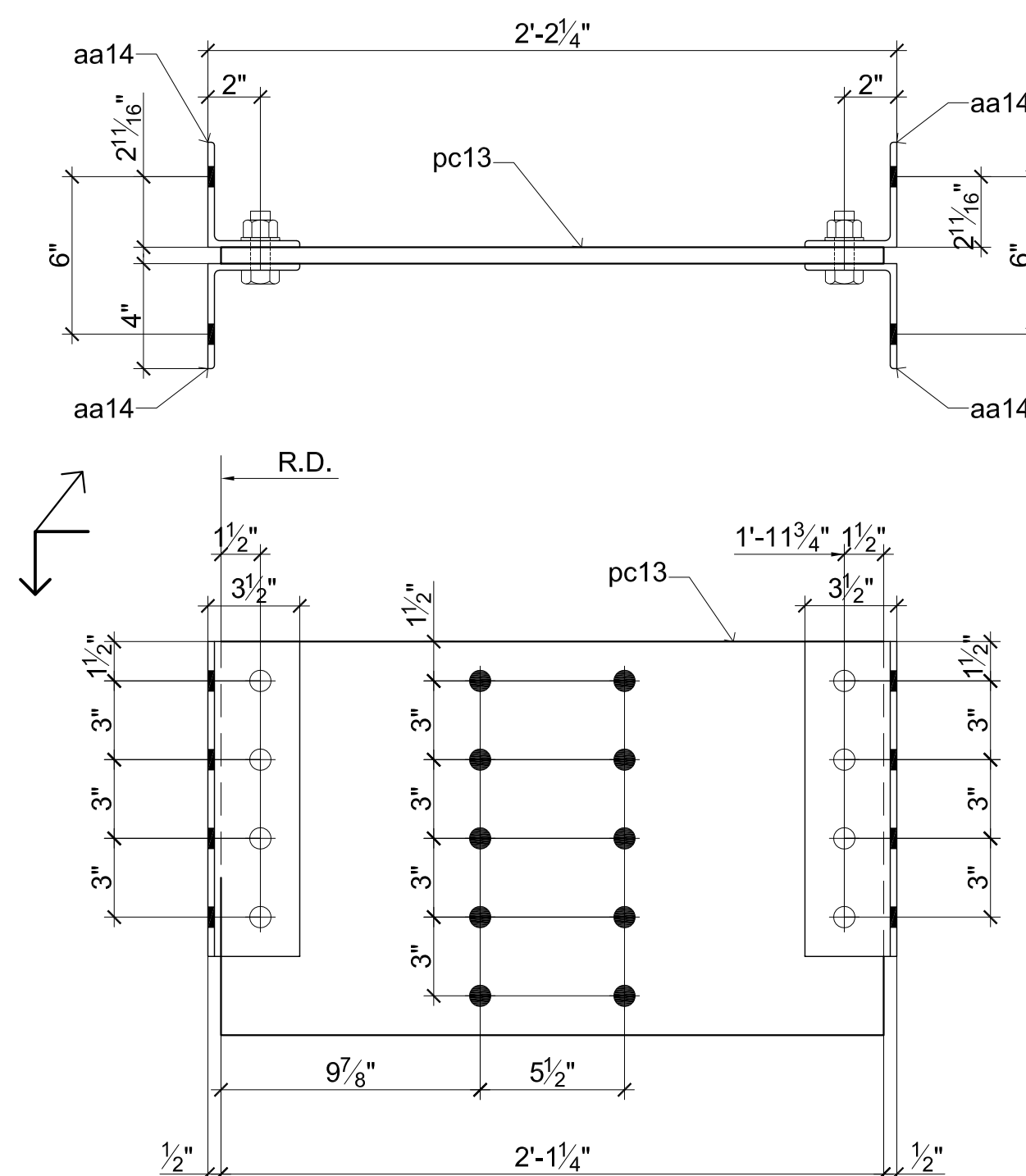
**2 BRACKETS 13M1**

8	3/4Øx2 3/4"	A325N-TC	FIELD BOLTS
8	3/4Øx2 1/4"	A325N-TC	SHOP BOLTS



**2 BRACKETS 13M2**

16	3/4Øx2 1/2"	A325N-TC	FIELD BOLTS
12	3/4Øx2 1/2"	A325N-TC	SHOP BOLTS



**2 BRACKETS 13M3**

20	3/4Øx2 3/4"	A325N-TC	FIELD BOLTS
16	3/4Øx2 1/2"	A325N-TC	SHOP BOLTS

BILL OF MATERIAL							
Qty. Req'd	Ship Mark	Piece Mark	Description	Length		Total Weight	Remarks
				Ft.	In.		
2	13M1		BRACKET				
2		pb13	PL 3/8x10 1/2	2	0 3/8		
8		aa11	L4x3 1/2x1 1/4	0	6		
2	13M2		BRACKET				
2		pa13	PL 3/8x12	1	9		
8		aa13	L4x3 1/2x1 1/4	0	9		
2	13M3		BRACKET				
2		pc13	PL 3/8x15	2	1 1/4		
8		aa14	L4x3 1/2x1 1/4	1	0		

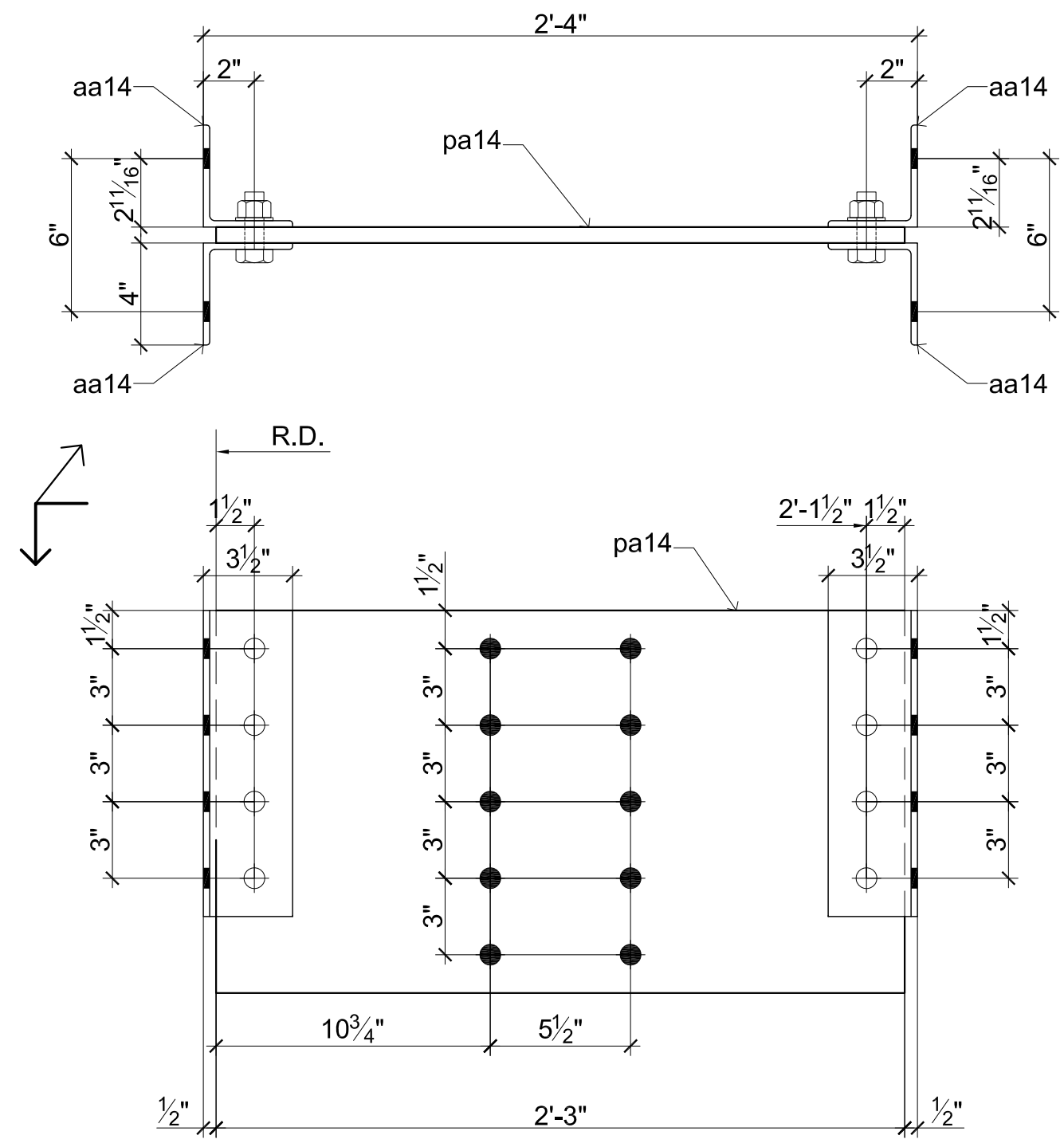
NOTES:  
MATERIAL: ALL STRUC. STEEL ASTM A-992,  
PLATES, ANGLES, & MISC. ASTM A-36  
HOLES: 13/16"Ø (U.N.O.)  
BOLTS: 3/4"Ø ASTM A325 N (U.N.O.)  
WELD: E70XX (U.N.O.)  
PAINT: ONE COAT OF SHOP PRIMER

REVISIONS			
Nº	DATE	REMARKS	

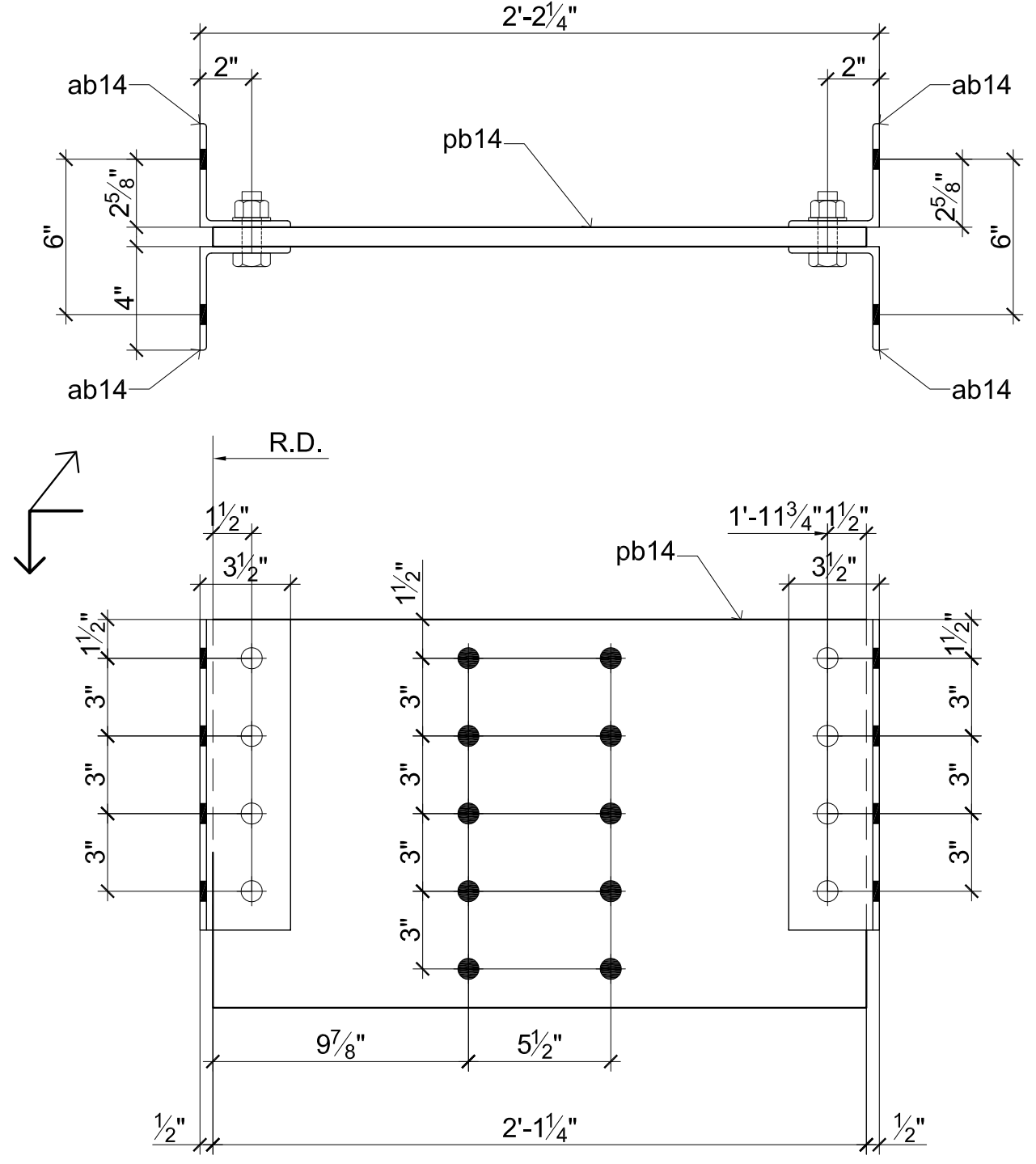
<b>NORTHEASTERN STEEL INC.</b>			
PROJECT:			
CAROUSEL CENTER			
TITLE:			
ASSEMBLIES DETAILS			
ARCHITECT:			
STRUCT. ENG'N:			
DWG BY	DATE:	CONTRACT	DRAWING
F.L.W	03/23/2012		
CHK'D BY	DATE:		
A.T	03/23/2012		13

DRAWINGS AS BUILT



2 BRACKETS 14M1

20	3/4Øx3" A325N-TC	FIELD BOLTS
16	3/4Øx2 1/2" A325N-TC	SHOP BOLTS



2 BRACKETS 14M2

20	3/4Øx2 3/4" A325N-TC	FIELD BOLTS
16	3/4Øx2 1/2" A325N-TC	SHOP BOLTS

BILL OF MATERIAL							
Qty. Req'd	Ship Mark	Piece Mark	Description	Length		Total Weight	Remarks
				Ft.	In.		
2	14M1		BRACKET				
2		pa14	PL 3/8x15	2	3		
8		aa14	L4x3 1/2x1 1/4	1	0		
4	14M2		BRACKET				
4		pb14	PL 3/4x15	2	1 1/4		
16		ab14	L4x3 1/2x1 1/4	1	0		

NOTES:  
 MATERIAL: ALL STRUC. STEEL ASTM A-992,  
 PLATES, ANGLES, & MISC. ASTM A-36  
 HOLES: 13/16"Ø (U.N.O.)  
 BOLTS: 3/4"Ø ASTM A325 N (U.N.O.)  
 WELD: E70XX (U.N.O.)  
 PAINT: ONE COAT OF SHOP PRIMER

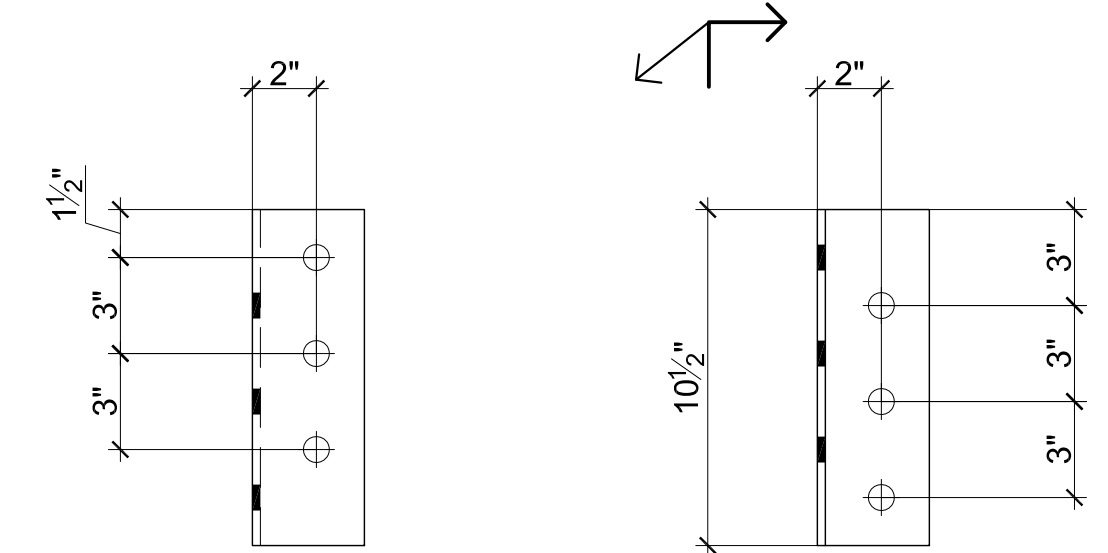
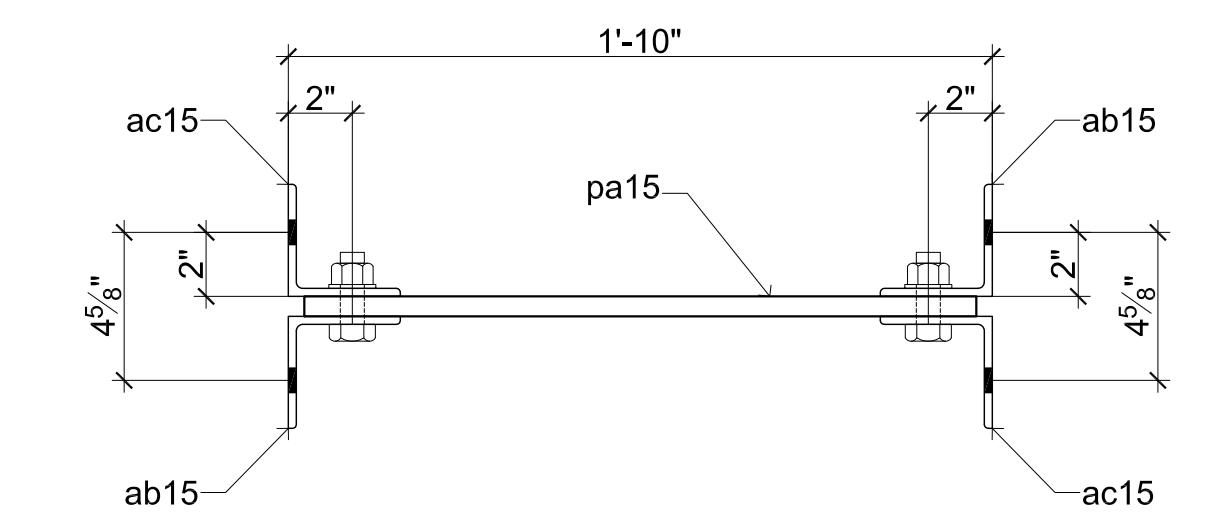
REVISIONS			
Nº	DATE	REMARKS	

<b>NORTHEASTERN STEEL INC.</b>			
PROJECT: <b>CAROUSEL CENTER</b>			
REV	DATE	BY	TITLE:
			ASSEMBLIES DETAILS
			ARCHITECT: STRUCT. ENG'N:
			DWG BY: DATE: CONTRACT: DRAWING
			14

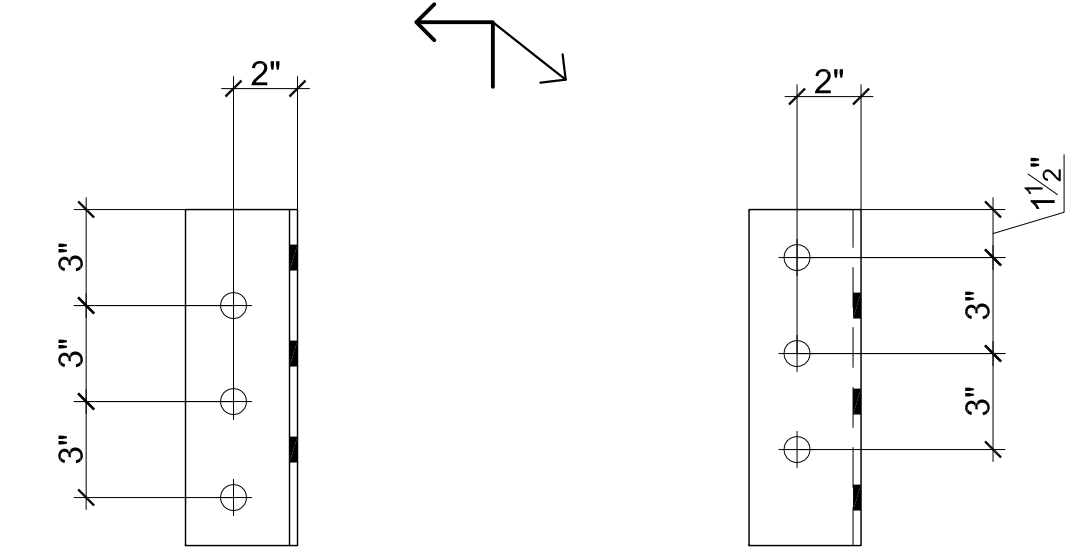


DRAWINGS AS BUILT

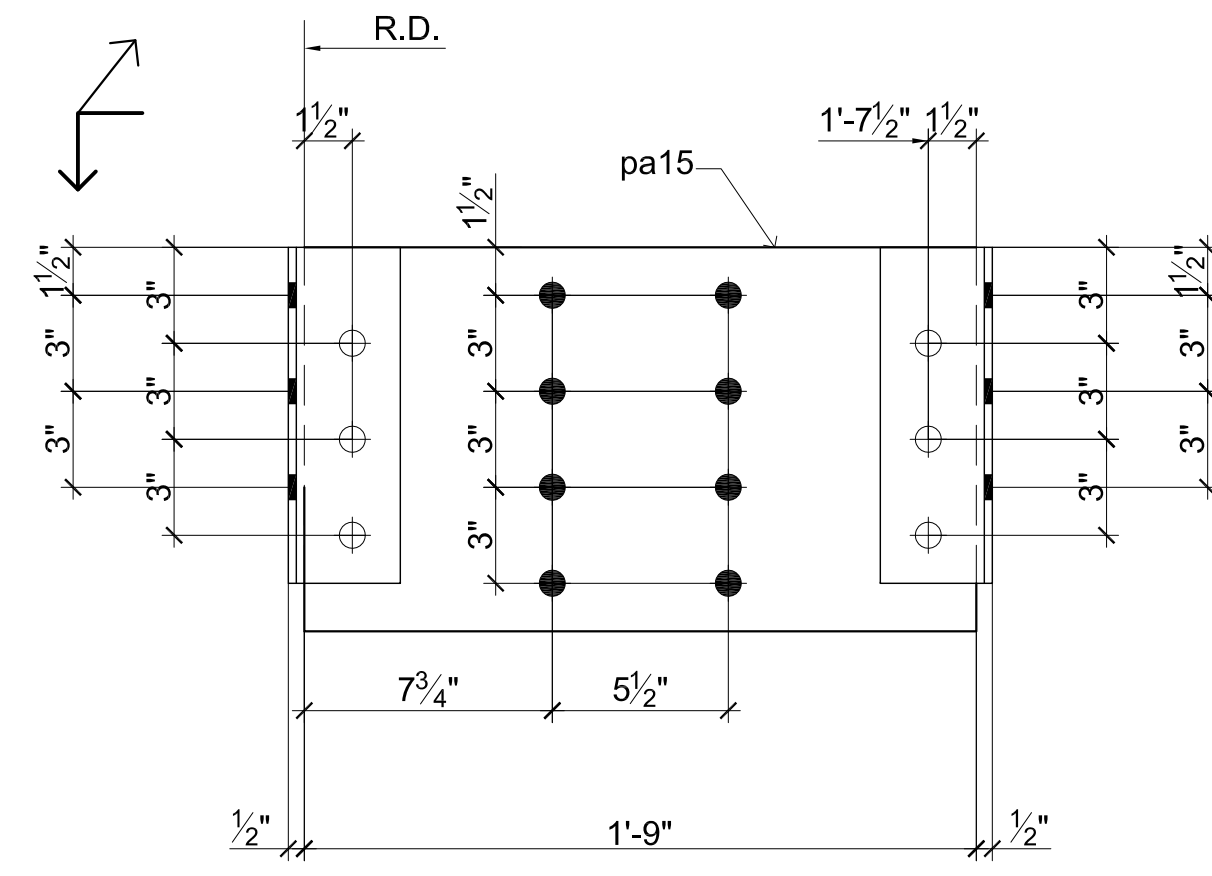
BILL OF MATERIAL							
Qty. Req'd	Ship Mark	Piece Mark	Description	Length		Total Weight	Remarks
				Ft.	In.		
2	15M1	pa15	BRACKET PL $\frac{5}{8}$ x12	1	9		
4		ab15	L3 $\frac{1}{2}$ x3 $\frac{1}{2}$ x $\frac{1}{4}$	0	10 $\frac{1}{2}$		
4		ac15	L3 $\frac{1}{2}$ x3 $\frac{1}{2}$ x $\frac{1}{4}$	0	10 $\frac{1}{2}$		
2	15M2	pc15	BRACKET PL $\frac{5}{8}$ x15	2	3		
8		aa14	L4x3 $\frac{1}{2}$ x $\frac{1}{4}$	1	0		
2	15M3	pb15	BRACKET PL $\frac{5}{8}$ x12	1	8 $\frac{7}{8}$		
8		ad15	L4x3 $\frac{1}{2}$ x $\frac{1}{4}$	0	9		



ANGLE ab15 DETAIL

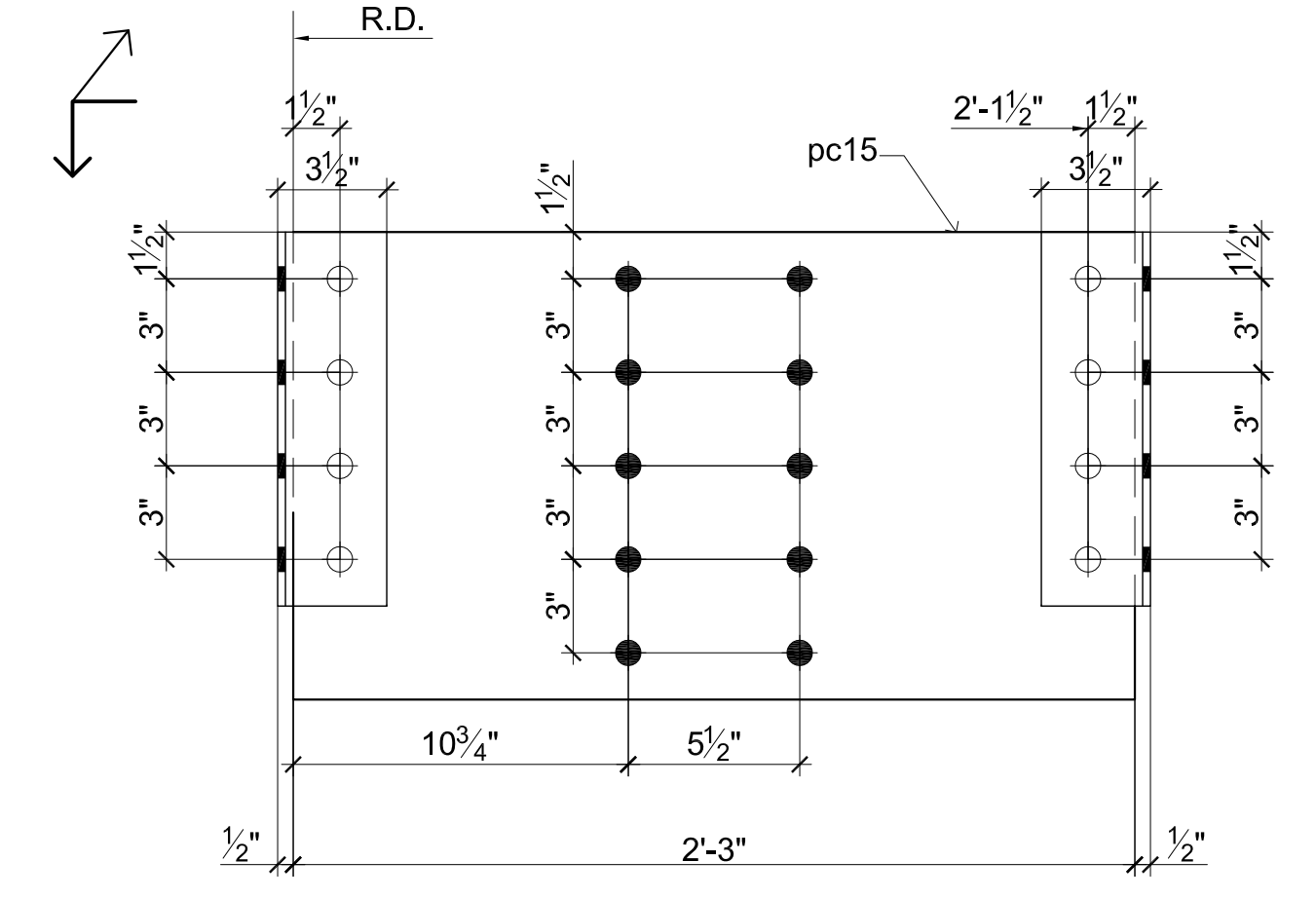
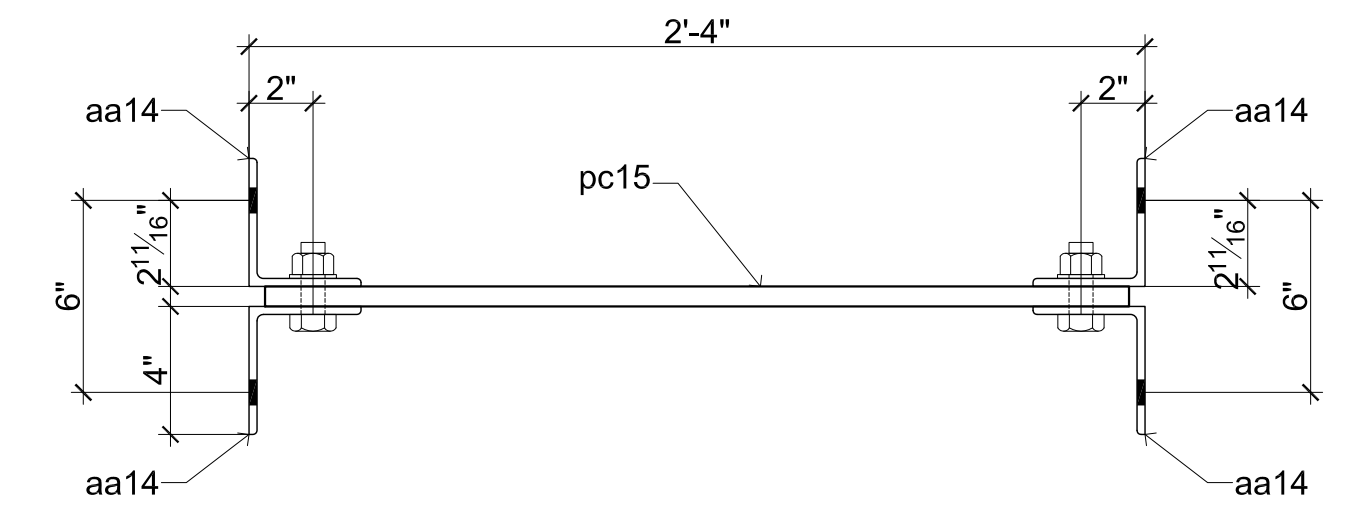


ANGLE ac15 DETAIL



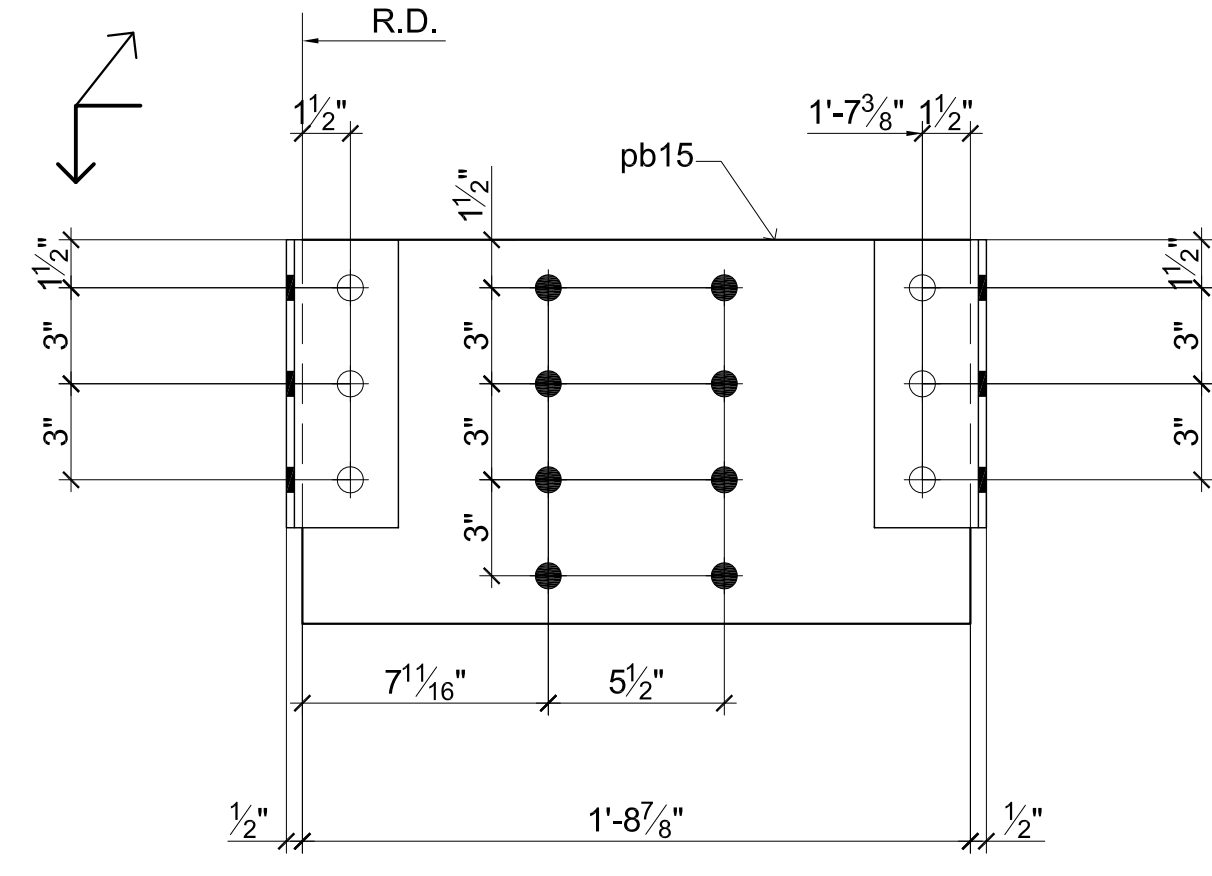
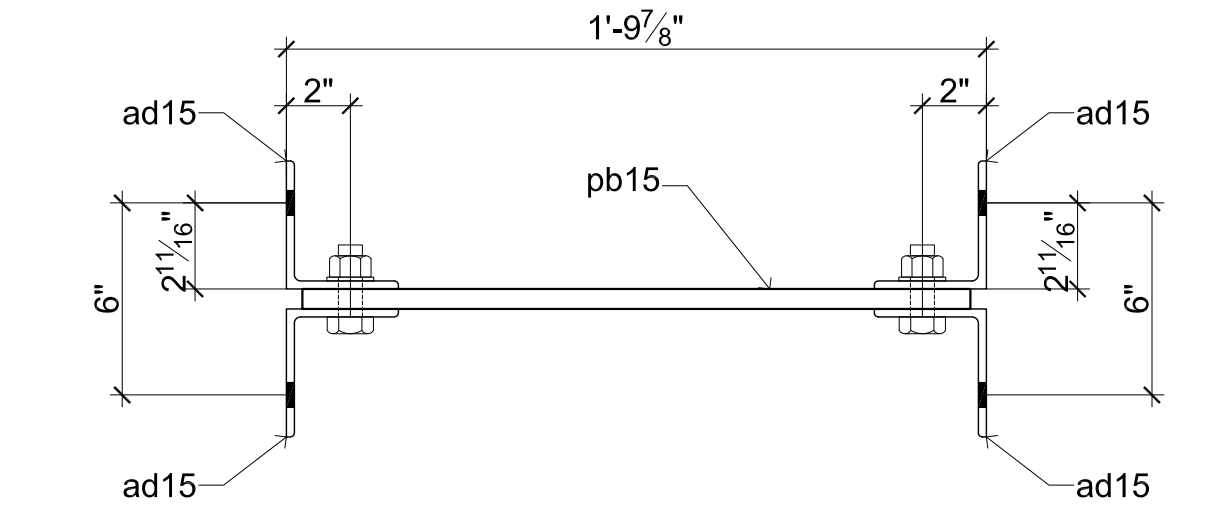
2 BRACKETS 15M1

16	$\frac{3}{4}$ " $\phi$ x2 $\frac{1}{4}$ "	A325N-TC	FIELD BOLTS
12	$\frac{3}{4}$ " $\phi$ x2 $\frac{1}{2}$ "	A325N-TC	SHOP BOLTS



2 BRACKETS 15M2

20	$\frac{3}{4}$ " $\phi$ x3 $\frac{1}{4}$ "	A325N-TC	FIELD BOLTS
16	$\frac{3}{4}$ " $\phi$ x2 $\frac{1}{2}$ "	A325N-TC	SHOP BOLTS



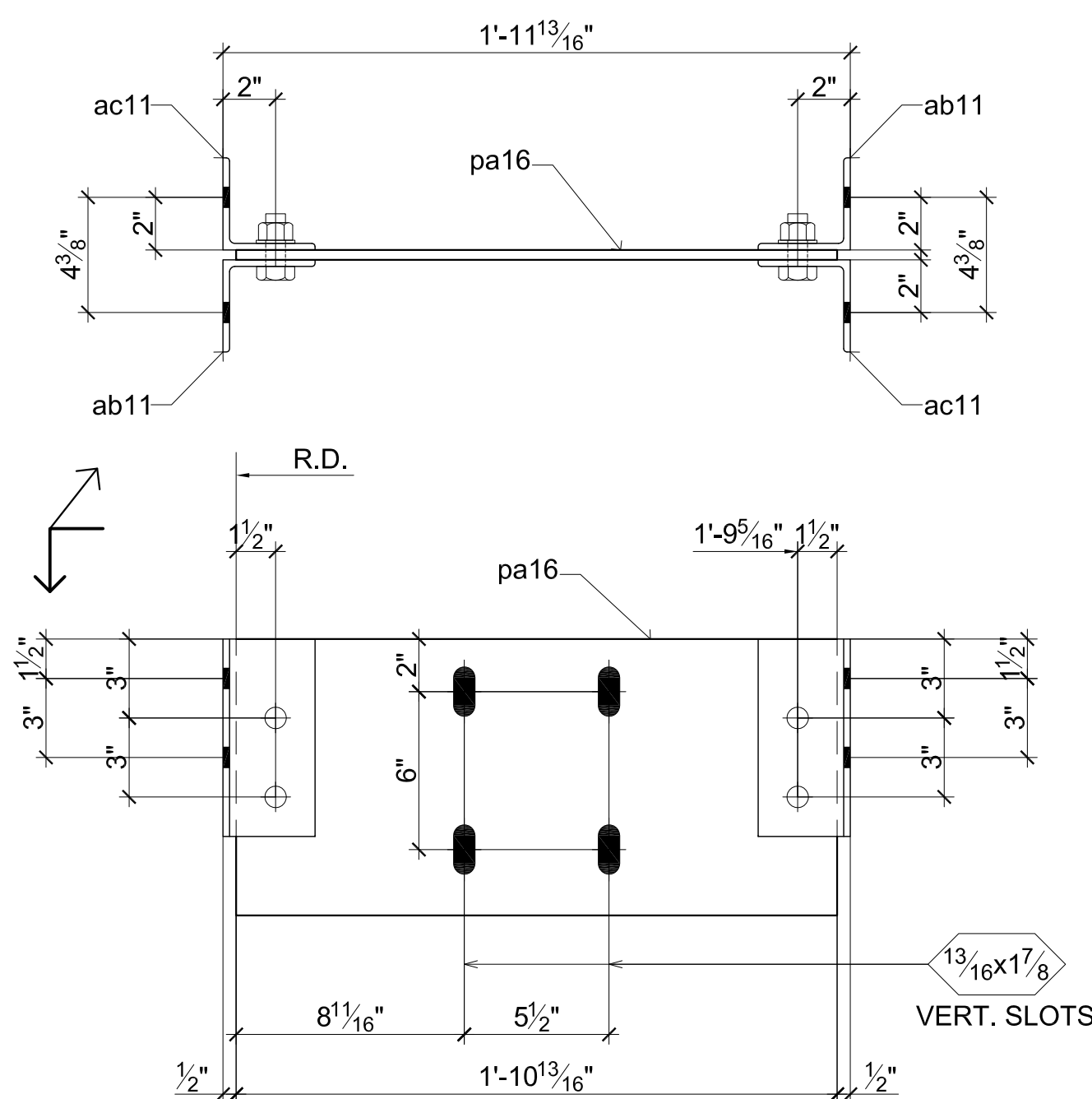
2 BRACKETS 15M3

16	$\frac{3}{4}$ " $\phi$ x2 $\frac{1}{2}$ "	A325N-TC	FIELD BOLTS
12	$\frac{3}{4}$ " $\phi$ x2 $\frac{1}{2}$ "	A325N-TC	SHOP BOLTS

NOTES:  
 MATERIAL: ALL STRUC. STEEL ASTM A-992,  
 PLATES, ANGLES, & MISC. ASTM A-36  
 HOLES:  $\frac{13}{16}$ " $\phi$  (U.N.O.)  
 BOLTS:  $\frac{3}{4}$ " $\phi$  ASTM A325 N (U.N.O.)  
 WELD: E70XX (U.N.O.)  
 PAINT: ONE COAT OF SHOP PRIMER

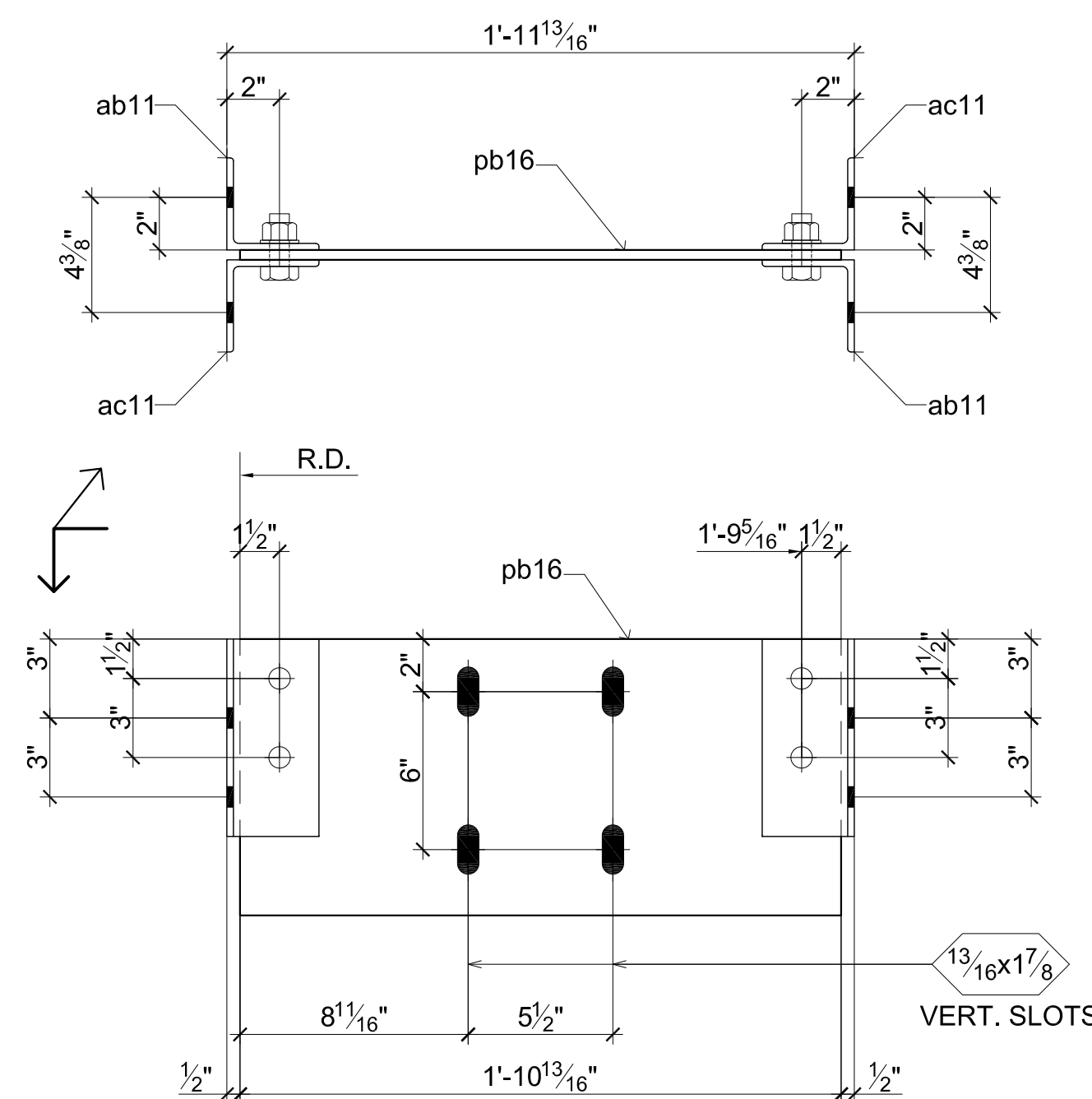
REVISIONS			NORTHEASTERN STEEL INC.		
Nº	DATE	REMARKS			
			PROJECT: CAROUSEL CENTER		
			TITLE: ASSEMBLIES DETAILS		
			ARCHITECT: STRUCT. ENG'N:		
			DWG BY: F.L.W	DATE: 03/23/2012	CONTRACT
			CHK'D BY: A.T	DATE: 03/23/2012	DRAWING 15

DRAWINGS AS BUILT



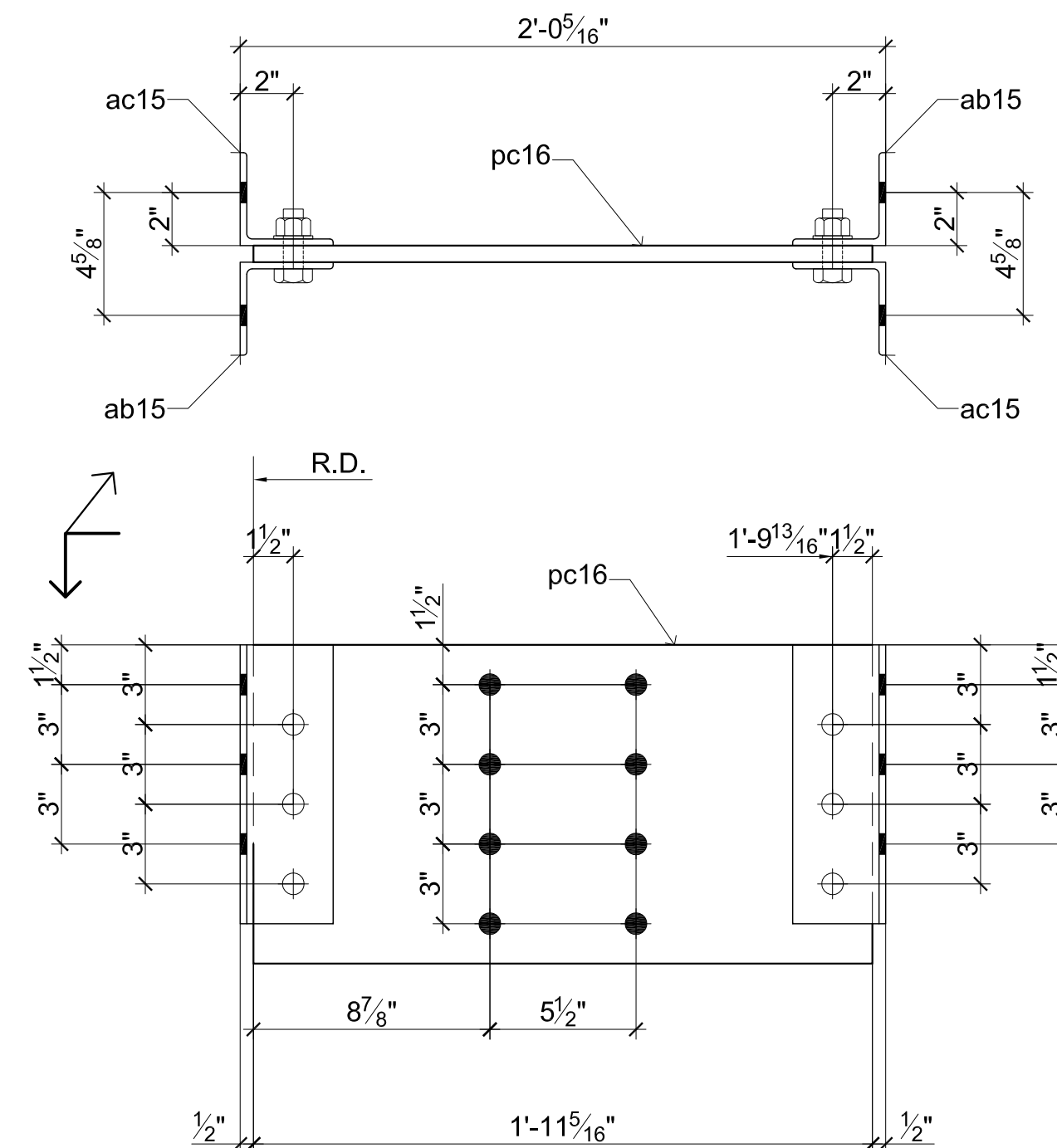
ONE BRACKET 16M1

4	3/4Øx2" A325N-TC	FIELD BOLTS
4	3/4Øx2 1/4" A325N-TC	SHOP BOLTS



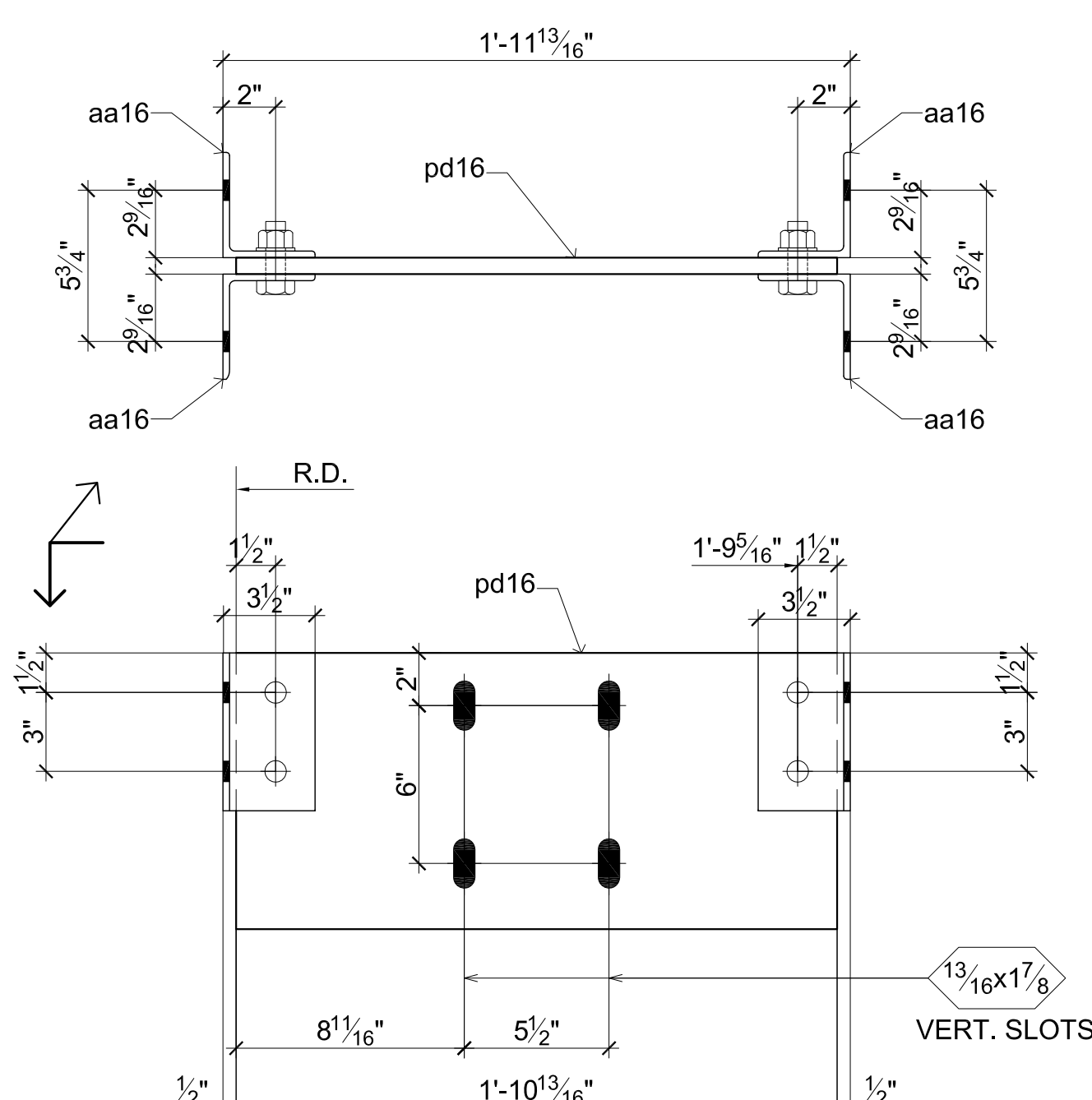
ONE BRACKET 16M2

4	3/4Øx2" A325N-TC	FIELD BOLTS
4	3/4Øx2 1/4" A325N-TC	SHOP BOLTS



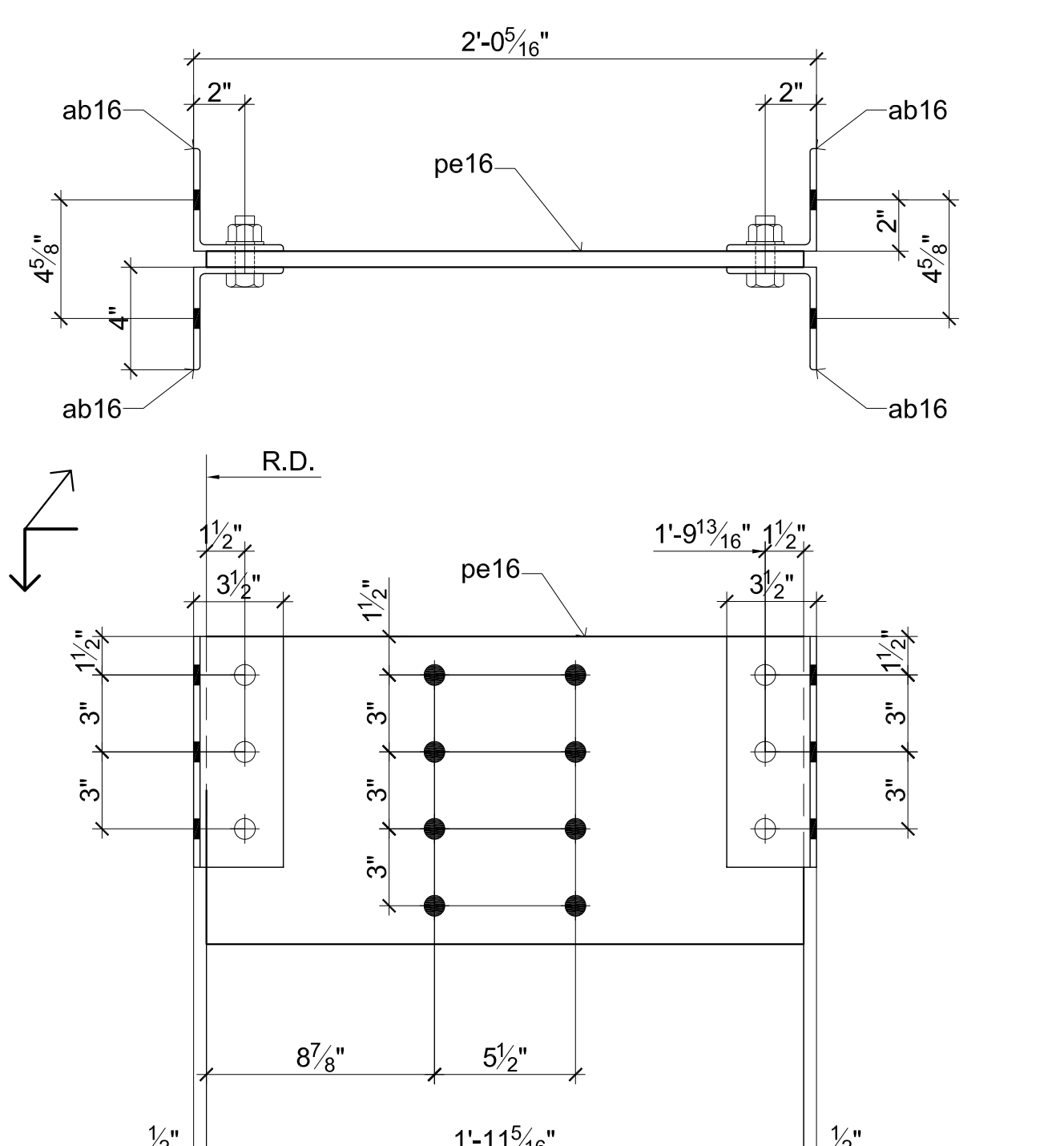
2 BRACKETS 16M3

16	3/4Øx2 1/4" A325N-TC	FIELD BOLTS
12	3/4Øx2 1/2" A325N-TC	SHOP BOLTS



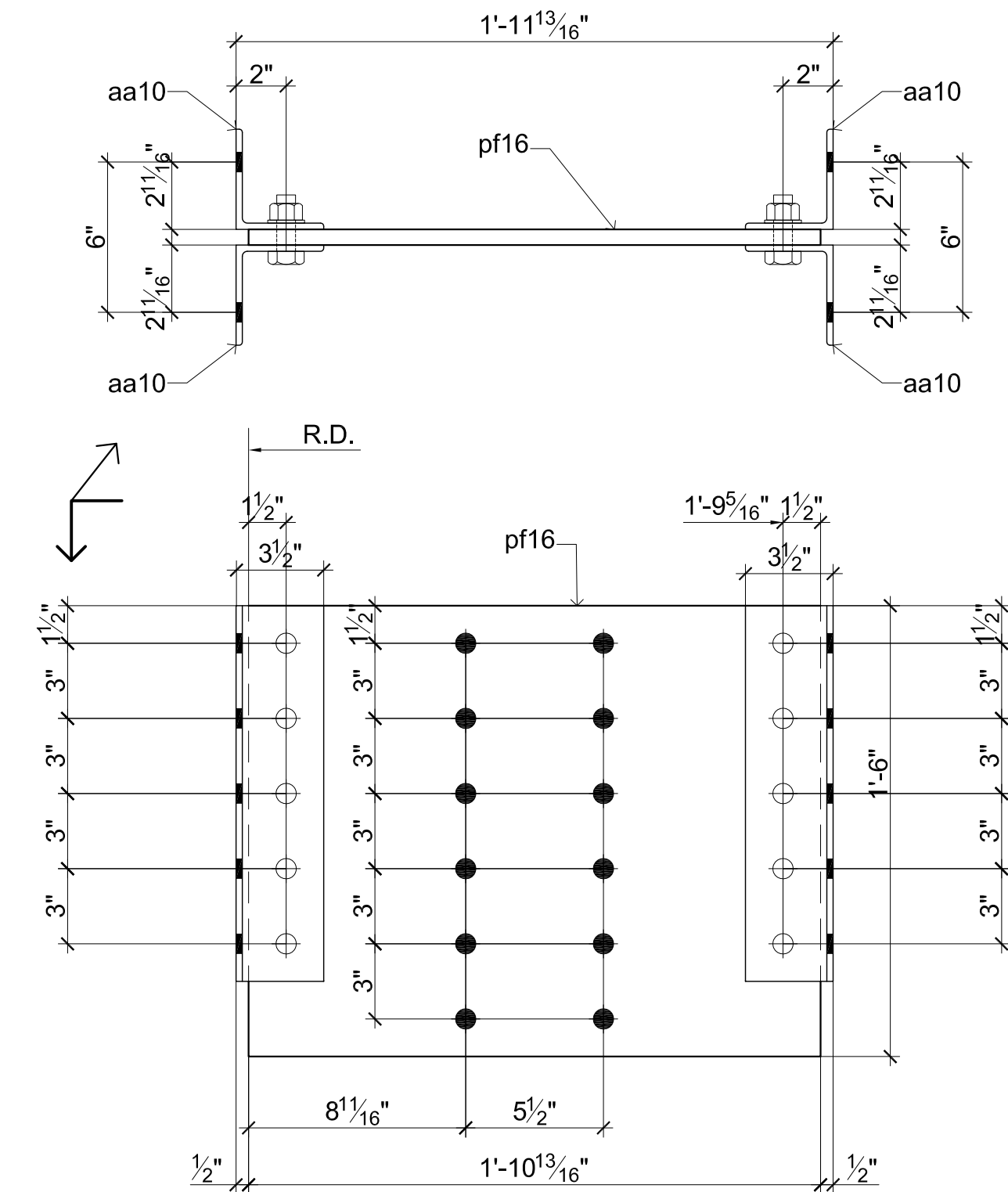
2 BRACKETS 16M4

8	3/4Øx2 1/2" A325N-TC	FIELD BOLTS
8	3/4Øx2 1/2" A325N-TC	SHOP BOLTS



2 BRACKETS 16M5

8	3/4Øx2 1/2" A325N-TC	FIELD BOLTS
8	3/4Øx2 1/2" A325N-TC	SHOP BOLTS



2 BRACKETS 16M6

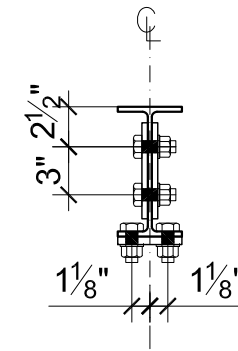
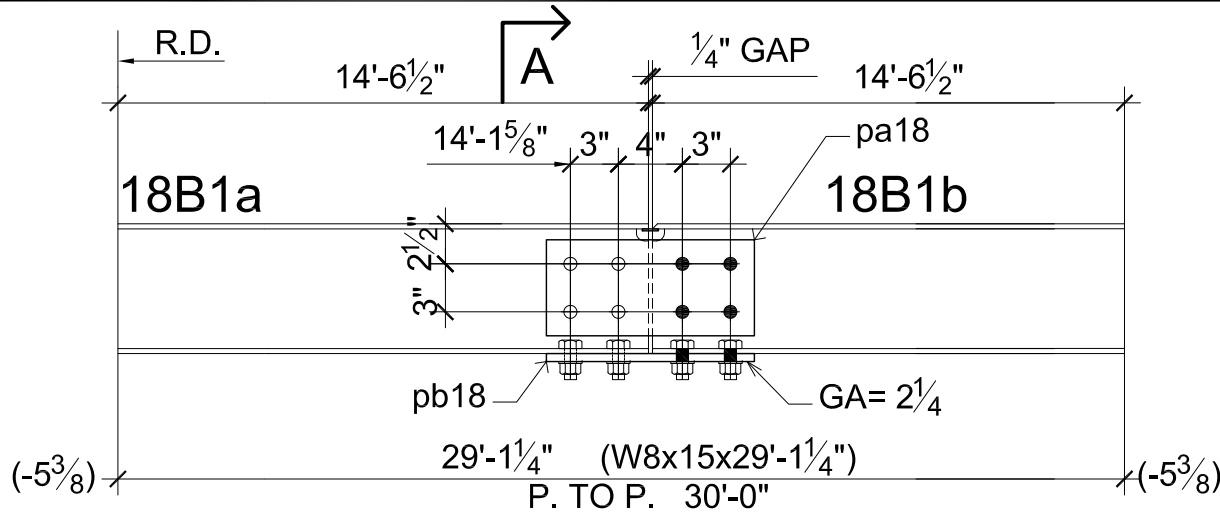
24	3/4Øx2 1/2" A325N-TC	FIELD BOLTS
20	3/4Øx2 1/2" A325N-TC	SHOP BOLTS

NOTES:  
 MATERIAL: ALL STRUC. STEEL ASTM A-992,  
 PLATES, ANGLES, & MISC. ASTM A-36  
 HOLES: 13/16Ø (U.N.O.)  
 BOLTS: 3/4Ø ASTM A325 N (U.N.O.)  
 WELD: E70XX (U.N.O.)  
 PAINT: ONE COAT OF SHOP PRIMER

BILL OF MATERIAL							
Qty. Req'd	Ship Mark	Piece Mark	Description	Length		Total Weight	Remarks
				Ft.	In.		
1	16M1		BRACKET				
1		pa16	PL 3/8x10 1/2	1	10 13/16		
2		ab11	L3 1/2x3 1/2x1/4	0	7 1/2		
2		ac11	L3 1/2x3 1/2x1/4	0	7 1/2		
1	16M2		BRACKET				
1		pb16	PL 3/8x10 1/2	1	10 13/16		
2		ab11	L3 1/2x3 1/2x1/4	0	7 1/2		
2		ac11	L3 1/2x3 1/2x1/4	0	7 1/2		
2	16M3		BRACKET				
2		pc16	PL 5/8x12	1	11 5/16		
4		ab15	L3 1/2x3 1/2x1/4	0	10 1/2		
4		ac15	L3 1/2x3 1/2x1/4	0	10 1/2		
2	16M4		BRACKET				
2		pd16	PL 5/8x10 1/2	1	10 13/16		
8		aa16	L4x3 1/2x1/4	0	6		
2	16M5		BRACKET				
2		pe16	PL 5/8x12	1	11 5/16		
8		ab16	L4x3 1/2x1/4	0	9		
2	16M6		BRACKET				
2		pf16	PL 5/8x18	1	10 13/16		
8		aa10	L4x3 1/2x1/4	1	3		

REVISIONS			NORTHEASTERN STEEL INC.			
Nº	DATE	REMARKS				
			PROJECT: CAROUSEL CENTER			
			TITLE: ASSEMBLIES DETAILS			
			ARCHITECT: STRUCT. ENG'N:			
REV	DATE	BY	DWG BY	DATE:	CONTRACT	DRAWING
PRINTS			F.L.W	04/05/2012		16
			CHK'D BY	DATE:		
			A.T	04/05/2012		

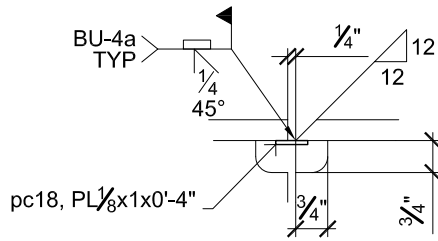




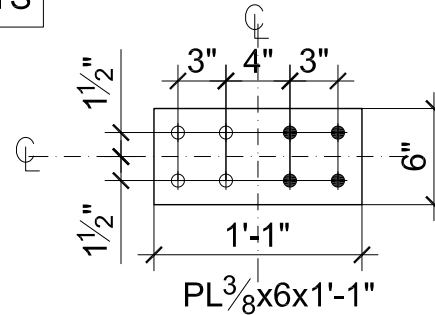
**SECTION A**

**ONE BEAM 18B1 REQ'D**

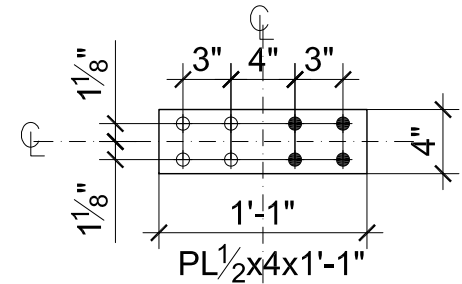
8	3/4"Øx2 1/4"	A325 SC	FIELD BOLTS
8	3/4"Øx2 1/4"	A325 SC	SHOP BOLTS



**DETAIL 1**



**PLATE pa18**

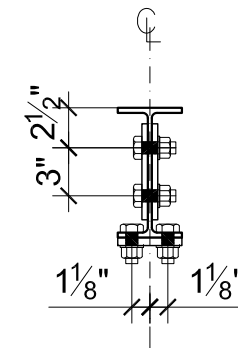
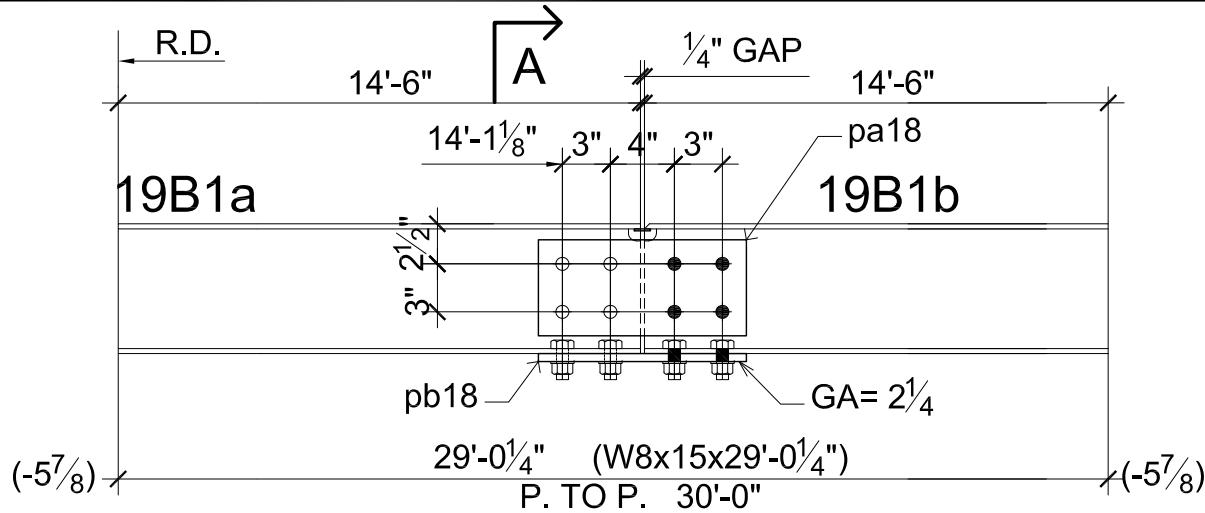


**PLATE pb18**

BILL OF MATERIAL						
Qty. Req'd	Ship Mark	Piece Mark	Description	Length		Total Weight
				Ft.	In.	
1	18B1		BEAM REINF.			
1		18B1a	W8x15	14	6 1/2	
1		18B1b	W8x15	14	6 1/2	
2		pa18	PL 3/8x6	1	1	
2		pb18	PL 1/2x4	1	1	
1		pc18	PL 1/8x1	0	4	

<b>NORTHEASTERN STEEL INC.</b>			
PROJECT: CAROUSEL CENTER			
TITLE: BEAMS REINFORCEMENT			
ARCHITECT: STRUCT. ENG'N:			
DWG BY A.T.	CHK'D BY L.A.	DATE: 04/27/2012	DRAWING 18

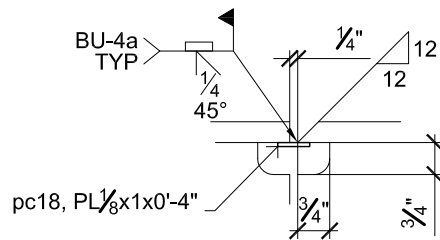
NOTES:  
 MATERIAL: ALL STRUC. STEEL ASTM A-992,  
 PLATES, ANGLES, & MISC. ASTM A-36  
 HOLES: 13/16"Ø (U.N.O.)  
 BOLTS: 3/4"Ø ASTM A325 N (U.N.O.)  
 WELD: E70XX (U.N.O.)  
 PAINT: ONE COAT OF SHOP PRIMER



**SECTION A**

# ONE BEAM 19B1 REQ'D

8	3/4"Øx2 1/4	A325 SC	FIELD BOLTS
8	3/4"Øx2 1/4	A325 SC	SHOP BOLTS



**DETAIL 1**

BILL OF MATERIAL							NORTHEASTERN STEEL INC.				
Qty. Req'd	Ship Mark	Piece Mark	Description	Length		Total Weight	PROJECT: CAROUSEL CENTER				
				Ft.	In.		TITLE: BEAMS REINFORCEMENT				
1	18B1		BEAM REINF.				ARCHITECT:				
1		18B1a	W8x15	14	6		STRUCT. ENG'N:				
1		18B1b	W8x15	14	6		DWG BY		CHK'D BY	DATE:	DRAWING
2		pa18	PL 3/8x6	1	1		A.T.	L.A.	04/27/2012	19	
2		pb18	PL 1/2x4	1	1						
1		pc18	PL 1/8x1	0	4						

NOTES:  
 MATERIAL: ALL STRUC. STEEL ASTM A-992,  
 PLATES, ANGLES, & MISC. ASTM A-36  
 HOLES: 13/16"Ø (U.N.O.)  
 BOLTS: 3/4"Ø ASTM A325 N (U.N.O.)  
 WELD: E70XX (U.N.O.)  
 PAINT: ONE COAT OF SHOP PRIMER